



BIDDERS NEED NOT RETURN THE ENTIRE PROPOSAL

Project Name: **Marion Street Crosswalk Improvements**

Project Number: **15-22B**

Location: **VILLAGE OF OAK PARK, ILLINOIS**

Marion Street at Lake Street

Marion Street at North Boulevard

Marion Street at South Boulevard

Submitted to the President and Board of Trustees

By: _____
Contractor's Name

Address

City



Notice to Bidders

RETURN WITH BID

Time and Place of Opening of Bids

Sealed proposals for the improvement described below will be received at the Office of the Village Engineer, Monday through Friday, 8:30 A.M. to 4:00 P.M. at 201 South Boulevard, Oak Park, Illinois 60302 until **11:00 A.M. Tuesday, October 27, 2015** at which time the proposals shall be publicly opened and read.

Description of Work

In general, the improvements will consist of the removal and resetting of existing brick pavers and decorative stone paver block pedestrian crosswalks in Downtown Oak Park; installation of colored concrete pavement, and all appurtenant work thereto.

Bidders Instructions

1. Plans and proposal forms will be available in the Office of the Village Engineer, 201 South Boulevard, Oak Park, Illinois 60302 upon payment of **\$ zero dollars** (non-refundable). No plans will be issued to prospective bidders after **4:00 P.M.** on the working day preceding the opening of bids. Proposals will not be accepted by the Village of Oak Park from Contractors who have failed to provide payment, if required, for obtaining proposal forms and have also failed to register with the Engineering Division of the Public Works Department as plan holders for this project.
2. At the bid opening, all proposals must be accompanied by a proposal guaranty in the amount of 5% of the bid amount. The proposal guaranty shall be in the form of a bid bond executed by a corporate surety company or a bank cashier's check.
3. The awarding authority reserves the right to waive technicalities and to reject any or all proposals as provided in Article 102.01 of the "Standard Specifications for Road and Bridge Construction," prepared by the Illinois Department of Transportation.
4. The work to be performed pursuant to this Proposal is subject to the Illinois Prevailing Wage Act, 820 ILCS 130/0.01 et seq.

5. Bidders need not return the entire proposal when bids are submitted. Portions of the proposal that must be returned include the following:
- a. Proposal Cover
 - b. Notice to Bidders
 - c. Contract Proposal (I)
 - d. Contract Schedule of Prices Form (II) (if required)
 - e. Proposal Bid Bond (III) (if required)
 - f. Contractor's Certification (IV)
 - g. Tax Compliance Affidavit (V)
 - h. Fair Employment Practices Affidavit of Compliance (VI)
 - i. Village of Oak Park EEO Report (VII)
 - j. Participation Statement
 - SCHEDULE C: Village of Oak Park Letter of Intent From MBE/WBE to Perform as a Subcontractor, Supplier, and/or Consultant
 - SCHEDULE D: Village of Oak Park M.WBE Participation
 - k. Affidavit of Availability

Note: All proposal documents, including Proposal Guaranty Checks or Proposal Bid Bonds, should be stapled together to prevent loss when bids are processed.

By Order of

RETURN WITH BID

Bill McKenna, Village Engineer



Proposal

RETURN WITH BID

Proposal of _____

for the improvement of granite paver pedestrian crosswalks as noted herein and the performance of all appurtenant work thereto.

1. The plans for the proposed work are those prepared by the Engineering Division of the Public Works Department of the Village of Oak Park on October 16, 2015.
2. The specifications referred to herein are those prepared by the Village of Oak Park, the Illinois Department of Transportation and designated as "Standard Specifications for Road and Bridge Construction" and the "Supplemental Specifications" there to, and the "Manual for Uniform Traffic Control Devices", adopted and in effect on the date of invitation of bids.
- ~~3. The undersigned agrees to accept, as part of the contract, the applicable Special Provisions indicated on the "Check Sheet for Supplemental Specifications and Recurring Special Provisions" contained in this proposal.~~
4. The undersigned agrees to substantially complete the work by **November 25, 2015** and final completion by **November 25, 2015** unless additional time is granted in accordance with the specifications.
5. Accompanying this proposal is either a bid bond on the Village Bond form or a proposal guaranty check, complying with the specifications, made payable to the Village of Oak Park. The amount of the check is _____ (\$ _____).
6. If this proposal is accepted and the undersigned fails to execute a contract and contract bond as required, it is hereby agreed that the Bid Bond or check shall be forfeited to the awarding authority.
7. Each pay item should have a unit price and a total price.
8. The unit price shall govern if no total price is shown or if there is a discrepancy between the results of unit price multiplied by the quantity.
9. If a unit price is omitted, the total price will be divided by the quantity in order to establish a unit price.
10. A bid will be declared unacceptable if neither a unit price nor a total price is shown.
11. The undersigned firm certifies that it has not been convicted of bribery or attempting to bribe an officer or employee of the State of Illinois, nor has the firm made an admission of guilt of such conduct which is a matter of record, nor has an official, agent, or employee of the firm committed bribery or attempted bribery on behalf of the firm and pursuant to the direction or authorization of a responsible official of the firm. The

undersigned firm further certifies that it is not barred from bidding on this contract as a result of a conviction for the violation of State laws prohibiting bid-rigging or bid-rotating.

12. The work to be performed pursuant to this Proposal is subject to the Illinois Prevailing Wage Act, 820 ILCS 130/0.01 et seq.

Special Note: The Prevailing Wage Act / Federal Requirements require maintaining and submitting Certified Payroll records monthly for all entities working on this project.

13. Proposal Guaranty Check:

Attach Cashier's Check or Certified Check Here

In the event that one proposal guaranty check is intended to cover two or more proposals, the amount must be equal to the sum of the proposal guaranties that would be required for each individual proposal.

If the proposal guaranty check is placed in another proposal; state below where it can be found.

The proposal guaranty check will be found in the proposal for: Village of Oak Park

Project 15-22B Marion Street Crosswalk Improvements

14. The undersigned submits herewith this schedule of prices covering the work to be performed under this contract:

(For complete information covering these items, see IDOT specifications and Special Provisions.)

SCHEDULE OF PRICES

PAY ITEM	QUANTITY	UNIT	UNIT PRICE \$	TOTAL PRICE \$
REMOVE AND RESET GRANITE PAVER CROSSWALK EDGING	81	SQ FT		
REMOVE AND RESET GRANITE PAVER CROSSWALK	52	SQ FT		
REMOVE AND RESET BRICK STREET PAVERS	96	SQ FT		
REMOVE AND RESET BLUESTONE CROSSWALK PAVERS	101	SQ FT		
REMOVE BLUESTONE CROSSWALK PAVERS	203	SQ FT		
GRANITE PAVER, ROCKVILLE WHITE, 3" (MATERIAL ONLY)	27	SQ FT		
GRANITE PAVER, MESABI BLACK, 3" (MATERIAL ONLY)	33	SQ FT		
BLUESTONE PAVER, 3" (MATERIAL ONLY)	101	SQ FT		
HIGH EARLY STRENGTH PORTLAND CEMENT CONCRETE PAVEMENT, COLORED, 7"	5	CU YD		
TRAFFIC CONTROL AND PROTECTION	9	EACH		

Total Bid \$



III

Village of Oak Park, IL
Proposal Bid Bond

RETURN WITH BID

WE _____
_____ as PRINCIPAL, and _____
_____ as SURETY,

are held and firmly bound unto the Village of Oak Park, IL (hereafter referred to as "VOP") in the penal sum of 5% of the total bid price, or for the amount specified in Article 102.09 of the "Standard Specifications for Road and Bridge Construction" in effect on the date of invitation for bids. We bind ourselves, our heirs, executors, administrators, successors, and assigns, jointly to pay to the VOP this sum under the conditions of this instrument.

WHEREAS THE CONDITION OF THE FOREGOING OBLIGATION IS SUCH that, the said PRINCIPAL is submitting a written proposal to the VOP acting through its awarding authority for the construction of the work designated as the above section.

THEREFORE if the proposal is accepted and a contract awarded to the PRINCIPAL by the VOP for the above-designated section and the PRINCIPAL shall within fifteen (15) days after award enter into a formal contract, furnish surety guaranteeing the faithful performance of the work, and furnish evidence of the required insurance coverage, all as provided in the "Standard Specifications for Road and Bridge Construction" and applicable Supplemental Specifications, then this obligation shall become void; otherwise it shall remain in full force and effect.

IN THE EVENT the VOP determines the PRINCIPAL has failed to enter into a formal contract in compliance with any requirements set forth in the preceding paragraph, then the VOP acting through its awarding authority shall immediately be entitled to recover the full penal sum set out above, together with all court costs, all attorney fees, and any other expense of recovery.

IN TESTIMONY WHEREOF, the said PRINCIPAL and the said SURETY have caused this instrument to be signed by their respective officers this _____ day of _____ A.D. 20_____

PRINCIPAL

(Company Name) (Company Name)

By: _____
By: _____
(Signature & Title) (Signature & Title)

(If PRINCIPAL is a joint venture of two or more contractors, the company names, and authorized signatures of each contractor must be affixed.)

SURETY

(Name of Surety) (Signature of Attorney-in-Fact)

STATE OF ILLINOIS,
COUNTY OF _____

I, _____, a Notary Public in and for said county, do hereby certify that _____

(Insert names of individuals signing on behalf of PRINCIPAL & SURETY.)

who are each personally known to me to be the same persons whose names are subscribed to the foregoing instrument on behalf of PRINCIPAL and SURETY, appeared before me this day in person and acknowledged respectively, that they signed and delivered said instrument as their free and voluntary act for the uses and purposes therein set forth.

Given under my hand and notary seal this _____ day of _____ A.D. 20_____

NOTICE

- 1. Improper execution of this form (i.e. missing signatures or seals or incomplete certification) will result in bid being declared irregular. My commission expires _____.
- 2. If bid bond is used in lieu of proposal guaranty check, it must be on this form and must be submitted with bid. _____
Notary Public



IV

CONTRACTOR CERTIFICATIONS

- A. The undersigned hereby certifies that said vendor is not barred from bidding on the aforementioned contract as a result of a violation of either Section 33E-3 or 33E-4 of Article 33E of Chapter 38 of the Illinois Revised Statutes or Section 2-6-12 of the Oak Park - Village Code relating to "Bidding Requirements".
- B. The individual or entity making the foregoing proposal of bid certifies that he/she is not barred from contracting with the Village of Oak Park because of any delinquency in the payment of any tax administrated by the Department of Revenue unless the individual or entity is contesting, in accordance with procedures established by the appropriate revenue act, liability for the tax or the amount of the tax. The individual or entity making the proposal or bid understands that making a false statement regarding delinquency in taxes is a Class A misdemeanor and, in addition, voids the contract and allows the Municipality to recover all amounts paid to the individual or entity under the Contract in Civil action.
- C. The undersigned firm certifies that it has not been convicted of bribery or attempting to bribe an officer or employee of the State of Illinois and the Village of Oak Park, nor has the firm made an admission of guilt of such conduct which is a matter of record, nor has an official, agent, or employee of the firm committed bribery or attempted bribery on behalf of the firm and pursuant to the direction or authorization of a responsible official of the firm. The undersigned firm further certifies that it is not barred from bidding on this contract as a result of a conviction for the violation of State laws prohibiting bid-rigging or bid-rotating.
- D. The undersigned firm certifies that it is in compliance with House Bill 3337 which creates a Drug Free Workplace Act for Illinois with an effective date of January 1, 1992.

Organization Name

(Seal - If Corporation)

By: _____
Authorized Signature

Address

Telephone

Subscribed and sworn to before me this _____ day of _____, 2015.

Notary Public

In the State of _____.

My Commission Expires: _____.

(Complete Applicable Paragraph Below)

(a) Corporation

The Vendor is a corporation, which operates under the legal name of _____ and is organized and existing under the laws of the State of _____.

The full names of its Officers are:

President _____

Secretary _____

Treasurer _____

The corporation does have a corporate seal. (In the event that their proposal is executed by a person other than the President, attach hereto a certified copy of that section of Corporate By-Laws or other authorization by the Corporation that permits the person to execute the offer for the corporation.)

RETURN THIS PAGE WITH BID

(b) Partnership
Name, Signature and Addresses of all Partners

The partnership does business under the legal name of _____, which name is registered with the office of _____ in the county of _____.

(c) Sole Proprietor
The Vendor is a Sole Proprietor whose full name is

_____. If the Vendor is operating under a trade name, said trade name is _____, which name is registered with the office of _____ in the county of _____.

Signed: _____
Sole Proprietor

Owner and / or Company Officer Information:

Please provide the Name, Social Security Number, Drivers License Number and State of Issuance of Company Owner and / or Officers.

Name	Title	SS#	Drivers License	State

RETURN THIS PAGE WITH BID

IV

CONTRACTOR'S CERTIFICATION

_____, as part of its proposal on a contract for
(name of contractor)

_____ to the Village of Oak Park, hereby
(general description of item(s) proposal on)

certifies that said contractor is not barred from proposing on the aforementioned contract as a result of a violation to either Section 33E-3 or 33E-4 of Article 33E of Chapter 38 of the Illinois Revised Statutes or Section 2-6-12 of the Oak Park Village Code relating to "Proposing Requirements".

By: _____
(Authorized Agent of Contractor)

Subscribed and sworn to
before me this _____ day of
_____, 2015.

Notary Public

RETURN THIS PAGE WITH BID

IV

CONTRACTOR'S CERTIFICATION (cont.)

_____, as part of its proposal on a contract for
(name of contractor)

_____ to the Village of Oak Park, hereby
(general description of item(s) proposal on)

certifies that said contractor is in compliance with House Bill 3337 which creates a Drug Free Workplace Act for Illinois with an effective date of January 1, 1992.

By: _____
(Authorized Agent of Contractor)

Subscribed and sworn to

before me this _____ day of

_____, 2015.

Notary Public

RETURN THIS PAGE WITH BID

V

TAX COMPLIANCE AFFIDAVIT

_____, being first duly sworn, deposes and says: that he/she is _____ of (partner, officer, owner, etc.)

(contractor)

The individual or entity making the foregoing proposal or proposal certifies that he/she is not barred from contracting with the Village of Oak Park because of any delinquency in the payment of any tax administered by the Department of Revenue unless the individual or entity is contesting, in accordance with the procedures established by the appropriate revenue act, liability for the tax or the amount of the tax. The individual or entity making the proposal or proposal understands that making a false statement regarding delinquency in taxes is a Class A Misdemeanor and, in addition, voids the contract and allows the municipality to recover all amounts paid to the individual or entity under the contract in civil action.

(Name of Contractor if the Contractor is an Individual)
(Name of Partner if the Contractor is a Partnership)
(Name of Officer if the Contractor is a Corporation)

The above statement must be subscribed and sworn to before a notary public.

Subscribed and sworn to this _____ day of _____, 2015.

Notary Public

RETURN THIS PAGE WITH BID



Minority Business and Women Business Enterprises Requirements:

The Village of Oak Park in an effort to reaffirm its policy of non-discrimination, encourages and applauds the efforts of contractors and subcontractors in taking affirmative action and providing Equal Employment Opportunity without regard to race, religion, creed, color, sex, national origin, age, handicap unrelated to ability to perform the job or protected veteran's status.

Reporting Requirements:

The following forms must be completed in their entirety, notarized and included as part of the bid proposal document. Failure to respond truthfully to any question on this list or failure to cooperate fully with further inquiry by the Village of Oak Park will result in disqualification of your bid.

- VI. Fair Employment Practices Affidavit of Compliance
- VII. Village of Oak Park E.E.O. Report (2 Pages)

Disadvantaged Business Participation Reporting

In an effort to reaffirm its commitment to DBE participation the Village of Oak Park asks each general contractor bidding on Public Works Projects to report on their utilization of Minority and Women Business Enterprises. Please list the MBE/WBE companies working as sub-contractors and/or suppliers on the DBE participation statement included herewith. Feel free to make additional copies of this form if necessary and include with your bid.

VI

**FAIR EMPLOYMENT PRACTICES
AFFIDAVIT OF COMPLIANCE**

NOTE: Their affidavit must be executed and submitted with the signed proposal form. No proposals can be accepted by the Board of Trustees of the Village of Oak Park unless said affidavit is submitted concurrently with the proposal.

_____, being first duly sworn, deposes and says that
(name of person making the Affidavit)

_____ of _____ and that he/she
(Title or Office) (Name of Company)

has the authority to make the following affidavit; that he/she has the knowledge of the Village of Oak Park Ordinance relating to Fair Employment Practices and knows and understands the contents thereof; that he/she certifies hereby that _____
(Name of

_____ is an "Equal Opportunity Employer" as defined by Section 2000
company)

(E) of Chapter 21, Title 42 of the United States Code Annotated and Federal Executive Orders #11246 and #11375 which are incorporated herein by reference.

Subscribed and sworn to before

me this _____ day of

_____, 2015

Notary Public

RETURN THIS PAGE WITH BID

VII

VILLAGE OF OAK PARK E.E.O. REPORT

Please fill out the form completely. Failure to respond truthfully to any questions on their form, or failure to cooperate fully with further inquiry by the Village of Oak Park will result in disqualification of proposal. An incomplete form will disqualify your proposal. For assistance in completing this form, contact Village Engineer Bill McKenna at (708) 358-5722.

1. Vendor Name: _____

2. Check here if your firm is:

- _____ MBE
_____ WBE
_____ DBE
_____ Non-MBE/WBE

**Note if your firm is an M/WBE please fill out the attached affidavit (copies of all certification letters must be included)*

3. What is the size of the firm's current stable work force?

- _____ Number of full-time employees
_____ Number of part-time employees

4. Similar information will be requested of all subcontractors working on their contract. Forms will be furnished to the low responsible bidder or contractor with the notice of contract award, and these forms must be completed and submitted to the Village before the execution of the contract by the Village.

RETURN THIS PAGE WITH BID

**VII (Continued)
VILLAGE OF OAK PARK
EEO REPORT**

Vendor Name _____
Total Employees _____

Job Categories	Total Employees	Total Males	Total Females	Males				Females				Total Minorities	
				Black	Hispanic	American Indian & Alaskan Native	Asian & Pacific Islander	Black	Hispanic	American Indian & Alaskan Native	Asian & Pacific Islander		
Officials & Managers													
Professionals													
Technicians													
Sales Workers													
Office & Clerical													
Semi-Skilled													
Laborers													
Service Workers													
TOTAL													
Management Trainees													
Apprentices													

This completed and notarized report must accompany your bid. It should be attached to your Affidavit of Compliance. Failure to include it with your bid will be disqualify you from consideration.

An EEO-1 Report may be submitted in lieu of this report.

_____, being first duly sworn, deposes and says that he/she is the _____ (Title or Officer) of _____ and that the above EEO Report information is true and accurate and is submitted with the intent that it be relied upon. Subscribed and sworn to before me this _____ day of _____, 20_____.

(Signature) _____ (Date)

RETURN THIS PAGE WITH BID

Participation Statement

(1) Instructions

Refer to: Minority and Women Business Enterprise Participation Program Vendor Handbook.

Submit: Schedule C and Schedule D with Bid Documents, see pages 23-26 of the Vendor Handbook).

SCHEDULE C:

**VILLAGE OF OAK PARK LETTER OF INTENT FROM MBE /WBE
TO PERFORM AS A SUBCONTRACTOR, SUPPLIER AND/OR CONSULTANT**

M/WBE Firm: _____ Contract #: _____

Address: _____ City/State/Zip: _____

Contact Person: _____ Phone: _____ Fax: _____

Certification Expiration Date: _____ Race/Gender: _____

Will the M/WBE firm be subcontracting any of the performance of this contract to another firm?
[] No [] Yes – Please attach explanation.

Proposed Subcontractor:

The undersigned M/WBE is prepared to provide the following Commodities and or Services for the above named Project/Contract:

Indicate the **Total Dollar Amount**, the **Percentage**, and the **Terms of Payment** for the above-described Commodities/Services:

(If more space is needed to fully describe the M/WBE Firm's proposed scope of work and/or payment schedule, attach additional sheets.)

Prime Bidder/Proposer declares and affirms that the facts and representations set forth herein are true and correct and no material facts have been omitted.

Signature (M/WBE)

Signature (Prime Bidder/Proposer)

Print Name

Print Name

Firm Name

Firm Name

Date

Date

Subscribed and sworn before me this _____ day of _____, 20____,

Signature of Notary Public (SEAL)

My Commission expires on _____

RETURN THIS PAGE WITH BID

**SCHEDULE D:
VILLAGE OF OAK PARK
M/WBE PARTICIPATION AFFIDAVIT**

Contract #: _____ Contract Value: \$ _____

Contact Person: _____ Phone: _____ Fax: _____

Description of Commodities/Services to be provided by the Bidder/Proposer on this Contract:

Any questions regarding compliance with these requirements should be directed to:

Finance Department
The Village of Oak Park, 123 Madison Street, Oak Park, Illinois 60302
PHONE: 708.358.5460, FAX: 708.358.5105.

I, _____ (print name) hereby agree to comply with and be bound by the provisions to submit, as part of this bid/proposal, a detailed M/WBE Participation Plan with and at the time and place of the submissions of this bid/proposal; that the M/WBE Participation Plan is an element of bidder/proposer responsiveness and responsibility; and are incorporated as part of the contract; that heirs, executors, and administrators or assigns and any other persons or entities claiming by or through the bidder/proposer including but not limited to insurance companies, bonding companies, or sureties are bound by this agreement; and do declare and affirm that, to the best of my knowledge, information and belief, the facts and representations set forth in this M/WBE Participation Affidavit are true and correct, and that no material facts have been omitted.

_____ Signed	_____ Name and Title (Print)
_____ Firm Name (Print)	_____ Firm Address (Print)
_____ Phone	_____ City/State/Zip
_____ Fax	

SUBSCRIBED AND SWORN before me this _____ day of _____, 20__,

Signature of Notary Public

(SEAL)

RETURN THIS PAGE WITH BID

**SCHEDULE D:
M/WBE PARTICIPATION AFFIDAVIT**

M/WBE firms may participate in the performance of this contract, either DIRECTLY or INDIRECTLY, as:

Prime Bidders/Proposers; Joint Venture Partners; Subcontractors; and/or Suppliers.

Name of M/WBE Firm:		Race / Gender:	
Address:			
City/State/Zip:			
Telephone No.:		Fax:	
Contact Person:			
Dollar Amount: \$	%	Schedule C attached? [] Yes [] No	
Description of Commodity/Service:			

Name of M/WBE Firm:		Race / Gender:	
Address:			
City/State/Zip:			
Telephone No.:		Fax:	
Contact Person:			
Dollar Amount: \$	%	Schedule C attached? [] Yes [] No	
Description of Commodity/Service:			

Name of M/WBE Firm:		Race / Gender:	
Address:			
City/State/Zip:			
Telephone No.:		Fax:	
Contact Person:			
Dollar Amount: \$	%	Schedule C attached? [] Yes [] No	
Description of Commodity/Service:			

Total MBE \$	_____	_____	%
Total WBE \$	_____	_____	%
Grand Total MBE \$	_____	_____	%
Grand Total WBE \$	_____	_____	

RETURN THIS PAGE WITH BID

The undersigned affirms that the foregoing statements are true and correct and include all material information necessary to identify and explain the terms and operations of our joint venture and the intended participation of each partner in the undertaking. Further, the undersigned covenants and agrees to provide to the Village of Oak Park current, complete and accurate information regarding actual joint venture work and the payment therefore, and any proposed changes in any provision of the joint venture agreement, and to permit the audit and examination of the books, records and files of the joint venture, or those of each partner relevant to the joint venture by authorized representatives of the Village of Oak Park.

Any material misrepresentation will be grounds for terminating any contract which may be awarded and for initiating action under federal and state laws concerning false statements.

Note: If after filing this Schedule B and before the completion of the joint venture's work on the project, there is any change in the information submitted, the joint venture must submit a revised version of this document to the Village of Oak Park either directly, or through the prime contractor if the joint venture is a subcontractor.

_____ Name of MBE/WBE Partner Firm	_____ Name of non-MBE/WBE Partner Firm
_____ Signature of Affiant	_____ Signature of Affiant
_____ Name and Title of Affiant	_____ Name and Title of Affiant
_____ Date	_____ Date

On this _____ day of _____, 20_____, the above signed officers _____, (names of affiants)

personally appeared and, known to me are the persons described in the foregoing Affidavit, acknowledged that they executed the same in the capacity therein stated and for the purpose therein contained.

IN WITNESS WHEREOF, I hereunto set my hand and seal.

Signature of Notary Public (SEAL)
Commission Expires: _____

RETURN THIS PAGE WITH BID



Contract Bond

NAME AND ADDRESS OF CONTRACTOR _____, as PRINCIPAL, and
NAME AND ADDRESS OF SURETY _____, as SURETY, is held
and firmly bound unto the Village of Oak Park (hereafter referred to as “Village”) in the penal sum of **CONTRACT
AMOUNT IN WORDS** (\$ **AMOUNT IN NUMBERS**), well and truly to be paid to the Village, for the payment of which
its heirs, executors, administrators, successors and assigns, are bound jointly to pay to the Village under the conditions of this
instrument.

WHEREAS, THE CONDITION OF THE FOREGOING OBLIGATION IS SUCH that, the Principal has entered into a
written contract with the Village, acting through its President and Board of Trustees, for the construction of work, which
contract is hereby referred to and made a part hereof as if written herein at length, and whereby the Principal has promised
and agreed to perform the work in accordance with the terms of the contract, and has promised to pay all sums of money due
for any labor, materials, apparatus, fixtures or machinery furnished to such Principal for the purpose of performing such
work, including paying not less than the prevailing rate of wages in Cook County, where the work is for the construction of
any public work subject to the Prevailing Wage Act, and has further agreed to save and indemnify and keep harmless the
Village against all liabilities, judgments, costs and expenses which may in any manner accrue against the Village in
consequence of granting such contract or which may in any manner result from the carelessness or neglect of the Principal,
his agents, employees or workmen in any respect whatever; and has further agreed that this bond will inure to the benefit of
any person, firm, company, or corporation, to whom any money may be due from the Principal, subcontractor or otherwise,
for any such labor, materials, apparatus, fixtures or machinery so furnished and that suit may be maintained on such bond by
any such person, firm, company, or corporation, for the recovery of any such money.

NOW THEREFORE, if the Principal shall well and truly perform the work in accordance with the terms of the contract, and
shall pay all sums of money due or to become due for any labor, materials, apparatus, fixtures or machinery furnished to it for
the purpose of constructing such work, and shall commence and complete the work within the time prescribed in the contract,
and shall pay and discharge all damages, direct and indirect, that may be suffered or sustained on account of such work
during the time of performance thereof and until the work shall have been accepted, and shall save and indemnify and keep
harmless the Village against all liabilities, judgments, costs and expenses which may in any manner accrue against the
Village in consequence of granting such contract or which may in any manner result from the carelessness or neglect of the
Principal, his agents, employees or workmen in any respect whatever; and shall in all respects fully and faithfully comply
with all the provisions, conditions, and requirements of the contract, then this obligation will be void; otherwise it will remain
in full force and effect.

IN WITNESS WHEREOF, the PRINCIPAL and the SURETY have caused this instrument to be signed by their respective officers this ____ day of _____, 2015.

NAME OF PRINCIPAL

By: _____
Signature

By: _____
Printed Name

Its: _____
Title

Subscribed to and Sworn before me on the
_____ day of _____, 2015.

Notary Public

NAME OF SURETY

By: _____
Signature of Attorney-in-Fact

Subscribed to and Sworn before me on the
_____ day of _____, 2015.

Notary Public



1. THIS CONTRACT is entered into on _____ by and between the Village of Oak Park, 123 Madison St., Oak Park, IL 60302 acting by and through its President and Board of Trustees and **name and address of contractor**, its executors, administrators, successors or assigns (hereinafter "Contractor".)
2. The following documents set forth the terms of this Contract and are incorporated herein:
 - a. The Village of Oak Park's Notice to Bidders, Special Provisions and Plans for Project 15-13, Water and Sewer Main Improvements;
 - b. Contractor's Proposal dated _____; and
 - c. The Contract Bond.
3. Where the terms of the Contractor's Proposal conflict with the terms set forth in the Village's Notice to Bidders, Special Provisions and Plans, the Village's Notice to Bidders, Special Provisions and Plans shall control.
4. The Contractor shall at its own cost and expense perform all the work, furnish all materials and all labor necessary to complete the work in accordance with the terms of this Contract and the requirements of the Director of Public Works or the Director's designee.
5. The Contractor agrees to pay not less than the general prevailing rate of hourly wages for work of a similar character on public works in Cook County, Illinois, and not less than the general prevailing rate of hourly wages for legal holiday and overtime work, to all laborers, workers and mechanics employed on this project and to otherwise comply with the Illinois Prevailing Wage Act.
6. The Contractor affirms that the individual signing this Contract is authorized to execute this Contract on behalf of the Contractor.

IN WITNESS WHEREOF, the parties have executed this Contract on the date above mentioned.

Attest:

Village of Oak Park

Teresa Powell
Village Clerk
 (Seal)

By _____
Cara Pavlicek
Village Manager

Name Of Contractor

By: _____
 Signature

 Printed Name

Its: _____
 Title



SPECIAL PROVISIONS

General Requirements: The contract and work shall be carried out in conformance with the Ordinances of the Village of Oak Park, the attached Plans and Special Provisions, and the Illinois Department of Transportation “Standard Specifications for the Road and Bridge Constructions,” Adopted January 1, 2012 (hereinafter referred to as the “Standard Specifications”), the “Supplemental Specifications and Recurring Special Provisions,” adopted January 1, 2015 (as indicated on the check sheet included herein), the “Standard Specifications for Traffic Control Items”, and the latest edition of the “Illinois Manual on Uniform Traffic Control Devices for Streets and Highways” in effect on the date of invitation for bids. Plan notes shall take precedence over specifications. Special Provisions are supplemental to said specifications, and in case of conflict with any part or parts of said specifications, said special provisions shall take precedent and shall govern.

Completion of Contract: All work shall be substantially completed by November 25, 2015. The contractor shall schedule his operations so as to achieve final completion and correction of punch list items at all sites, by November 25, 2015.

Alterations, Omissions and Extra Work: The Village reserves the right to increase or decrease the quantity of any item or portion of the work, or to omit portions of the work, as may be deemed necessary.

Project 15-22B

Marion Street Crosswalk Improvements

Special Provisions and Plan Drawings

Contents:

- Title Page
- Introduction
- General Requirements
- Materials
- Construction Work
- Plan Quantities
- Plan Drawings

Introduction

Project Description - This work includes all labor, materials, tools, and equipment required replace one decorative stone paver block pedestrian crosswalk with a colored portland cement concrete pavement crosswalk and repair up to eight existing decorative stone paver block pedestrian crosswalks by removing and resetting the stone paver blocks to bring them back up to the proper elevation. All of the work is to be performed in Downtown Oak Park.

At the one location, the work consists of removing the existing 3 inch bluestone paver crosswalk material and setting bed from in-between existing granite paver edging blocks and replacing them with a colored high early strength portland cement concrete pavement finished to replicate the line patterns from the bluestone paver crosswalk.

At the other locations, the work consists of removing and resetting as needed the deteriorated existing granite paver edging blocks and/or granite paver crosswalk pavers and/or bluestone paver blocks and/or brick street pavers in order to bring them back up to the proper elevations.

The work on this project is prioritized in the following descending order from most important to least important.

1. crosswalk 'A' on Marion St. at Lake St.
- 2a. crosswalk 'I' on South Blvd. at Marion St.
- 2b. crosswalk 'J' on Marion St. at South Blvd.
- 2c. crosswalk 'K' on South Blvd. at Marion St.
3. crosswalk 'C' on Marion St. north of parking lot # 10
4. crosswalk 'H' on Marion St. at North Blvd.
5. crosswalk 'D' on Marion St. at entrance to parking lot # 10
6. crosswalk 'B' on Marion St. at entrance to parking lot # 3
7. crosswalk 'G' on North Blvd. at Marion St.

Work Location and Environment - All locations are in a downtown commercial area in Oak Park, Illinois. The one crosswalk (crosswalk "A") is located on the south leg of Marion Street at its intersection with Lake Street. The other crosswalks (crosswalks "B", "C", "D", "G", "H", "I", "J" and "K") are located approximately one-eight mile to the south at the intersection of Marion Street and South / North Boulevards. All locations are built up with decorative bluestone sidewalks, granite curbs, paver brick pavements, ornamental street lighting and other appurtenances.

General Requirements - The contract and work shall be carried out in conformance with the Ordinances of the Village of Oak Park, the attached Plans and Special Provisions, and the Illinois Department of Transportation's "Standard Specifications for the Road and Bridge Construction", adopted January 1, 2012 (hereinafter referred to as the "Standard Specifications"), the "Supplemental Specifications and Recurring Special Provisions," adopted January 1, 2015, the "Standard Specifications for Traffic Control Items", and the latest edition of the "Illinois Manual on Uniform Traffic Control Devices for Streets and Highways" in effect on the date of invitation for bids. Plan notes shall take precedence over specifications. Special Provisions are supplemental to said specifications, and in case of conflict with any part or parts of said specifications, said special provisions shall take precedent and shall govern.

Completion Date of Contract - All work, including clean-up and punch list work, as specified, shall be completed by Wednesday, November 25, 2015.

Alterations, Omissions and Extra Work - The Village reserves the right to increase or decrease the quantity of any item or portion of the work, or to omit portions of the work, as may be deemed necessary.

General Requirements

1. Working During Downtown Oak Park Special Events

All work locations are in a downtown commercial area known as Downtown Oak Park. The Downtown Oak Park Business Associations sponsors various public special events during the year. Most of these events take place on Marion Street. The Contractor shall arrange his/her work schedule so that the construction work will not interfere with these events.

Unless directed otherwise by the Engineer, the Contractor shall cease work at 12:00 PM, noon, on the day preceding the event in order to close up the construction sites, install the necessary barricading and fencing to protect the construction sites from intrusion by patrons of the public events, secure and protect work materials and equipment, and clean up the area immediately surrounding the construction sites. The Contractor may have to stop work earlier if necessary in order to give the event sponsors adequate time to set up for an event.

All dollar costs incurred by the Contractor that are related to stopping and starting work around the scheduled special events shall be considered as incidental to the contract.

Listed below are the known scheduled events as of October 14, 2015.

Green Halloween	Saturday, October 17, from 11:00 AM to 3:00 PM
Winterfest	Saturday, December 5, from 11:00 AM to 3:00 PM
Home for the Holidays	Saturday, December 19, from 11:00 AM to 3:00 PM

A current and up-to-date listing of events can be found on the Downtown Oak Park website at <http://www.downtownoakpark.net/signature-events/> . The Contractor should contact Downtown Oak Park for any event related questions. The contact information is:

Downtown Oak Park
1010 Lake Street, Suite 114 Oak Park, Illinois 60301
Hours: Monday–Friday, 9:00am to 5:00pm
Phone 708-383-4145 | Fax 708-383-4975
info@downtownoakpark.net

2. Existing Materials:

The Contractor shall remove the existing 12" x 12" x 3" granite pavers, 12" x 24" x 3" granite pavers, 18" x 30" x 3" bluestone pavers, and adjacent 3" x 9" x 3" street paver bricks that are to be reset in such a manner as to not damage them.

Unsalvageable bluestone and/or granite pavers shall become the property of the Contractor. The Contractor shall dispose of and transport the unsalvageable bluestone and/or granite pavers to a proper disposal location outside of the corporate limits of the Village.

The Contractor shall remove and safely store the existing street paver bricks that are located adjacent to the construction site in order to facilitate the repair of the crosswalks. The Contractor shall reinstall these existing brick street pavers after the repair of the crosswalks.

3. Sprinkling Systems

The contractor shall be careful not to damage sprinkling systems that may be located in parkways adjacent to the curbs, sidewalks or alley pavement and any damage done to the sprinkling systems due to his negligence shall be repaired by the contractor at his/her expense to the satisfaction of the Engineer.

If adjustments to the sprinkling systems are needed due to pavement widening or change in the parkway grade, the Contractor shall retain a licensed irrigation contractor to make such adjustments. This work will be paid for separately.

4. Storage of Materials and Equipment

At no time shall the contractor store material and equipment in areas other than those specified by the Engineer. Any damage to sidewalks, curbs, parkways, yards or garage aprons due to the negligence of the contractor shall be restored by the contractor at his/her own expense. No additional compensation shall be allowed the contractor for compliance with this requirement.

The Contractor may use the street-turn-around, located on Westgate Street approximately 170 feet west of the Marion and Westgate street intersection, as an equipment and materials staging and storage site.

The Contractor shall provide and maintain adequate fencing, barricading, and warning lights around the equipment and materials staging and storage site so as to protect the public (pedestrians and motor vehicles) from any dangers associated with the equipment and materials staging and storage site.

The Contractor shall provide and maintain at all times adequate motor vehicle and pedestrian ingress and egress to the public alleys located adjacent to both proposed equipment and materials staging and storage sites.

The Contractor shall provide and maintain at all times adequate motor vehicle and pedestrian ingress and egress to and on that portion of Westgate Street between the street-turn-around and the Marion and Westgate street intersection

5. Examination of Plans, Specifications, Special Provisions and Work:

The bidder shall comply with Sections 102 and 104 of the Standard Specifications relative to examination of the Plans, Specifications, Special Provisions and site of work and hereby is advised that due to the nature of the contract, he/she shall place special emphasis on inspection in detail of the site of the proposed work and familiarization with all local conditions, traffic and otherwise, affecting the contract and the detailed requirements for construction.

6. Protection of Existing Facilities and J.U.L.I.E.

Marion Street between Lake Street and a point two blocks south of South Boulevard is built with decorative bluestone sidewalks, granite curbs, paver brick pavements, ornamental street lighting and various other decorative materials and landscaping. The contractor shall be required to protect all areas, including building facades, surrounding the project area from damage due to repair of the crosswalks.

Prior to the start of construction, the Village and the Contractor shall together walk through and around the construction site and take photographs of the construction site and adjacent areas in order to document the existing physical conditions prior to the start of construction.

Prior to the start of construction, the Contractor shall inform the Village as to the means and methods the Contractor proposes to use to repair the pedestrian crosswalks in such a manner as to prevent removed debris and/or dust from damaging or discoloring adjacent properties and buildings.

The Village reserves the right to direct the Contractor to use alternative means and methods if the Village determines that debris and/or dust generated by the Contractor's proposed means and methods may damage or discolor the adjacent public right-of-way, adjacent properties and buildings, or the existing P.C. Concrete base course under the pedestrian crosswalks.

The Contractor shall use appropriate protection methods to prevent removed debris and/or dust from damaging or discoloring adjacent properties and buildings.

The Contractor shall fully repair or replace damaged or discolored adjacent properties and/or buildings to the satisfaction of the property and/or building owners at no additional compensation from the Village of Oak Park.

At no time shall J.U.L.I.E. mark the existing utilities with paint or other permanent materials. It shall be the contractor's responsibility to coordinate these requirements with all project stakeholders, including but not limited to J.U.L.I.E., subcontractors, and suppliers.

The Contractor shall call JULIE at 1 (800) 892-0123 for location of underground utilities prior to beginning of construction so that buried services in the location of construction may be located and staked. Where adjustments of the utility frames are necessary, the contractor shall contact the respective utility company and make arrangements for their adjustments.

The Contractor shall also notify the Water & Sewer and Street Lighting Divisions of the Village of Oak Park at (708) 358-5700 prior to the start of construction at any location. Any damage by the contractor to street lighting cables and water services shall be repaired or replaced by the contractor at his/her own expense.

The Contractor shall make his own investigation to determine the existence, nature and location of all utility lines and appurtenances within the limits of the improvement.

The Contractor shall be held responsible for any damage to existing utility lines and appurtenances resulting from the operations of his/her equipment or crew. No extra compensation will be allowed to the contractor for any expense incurred because of delays, inconvenience or interruption to his/her work resulting from compliance with the above requirements.

7. Cleaning Existing Structures:

All existing drainage structures shall be inspected by the contractor, together with the Engineer prior to starting construction and a record kept of their condition. All debris which accumulates in these structures during the time the contract is in force shall be removed and disposed of by the contractor at his own expense.

All debris and foreign material found in the existing drainage structures before construction operations start shall remain in place unless ordered removed by the Engineer. If the contractor is required to remove and dispose of this material, he will be paid in accordance with the provision of Article 109.04 of the Standard Specifications.

8. Contractor Qualifications

The Contractor and its subcontractors shall meet or exceed the following qualifications.

1. Three years' experience with at least 100,000 square feet of sand set brick pavers and mortar set granite pavers installed.
2. Successful completion of five brick paver installations similar in design, material and extent as indicated on this project.

9. Staging and Completion of Contract

The Contractor shall not start the pedestrian crosswalk repair work and lane closures until the Contractor has taken physical possession of all of the required construction materials.

Prior to the start of work, the contractor shall submit to the Village for review and approval a proposed work schedule, including a material delivery schedule. The Contractor shall not start working until the Village has approved the proposed work and material delivery schedules.

At least one week prior to the start of the removal operations, the Contractor shall submit a construction phasing plan to the Village for review and approval.

This phasing plan shall indicate how the Contractor intends to maintain at least one direction of Marion Street and/or South Boulevard and/or North Boulevard and/or Lake Street as open to motor vehicle traffic at all times through the construction sites.

When one direction of Marion Street and/or North Boulevard and/or South Boulevard and/or Lake Street is closed to vehicle traffic, the Contractor shall manufacture, provide, install, maintain, and remove warning signage informing the motorists of the streets that are closed and of the proposed detour routes. This signage shall be installed on Marion Street and/or Lake Street and/or North Boulevard and/or South Boulevard as appropriate. The size, color and wording of the warning signage shall conform to current Manual Of Uniform Traffic Control Devices and IDOT traffic control standards.

The Contractor shall provide and maintain a safe passageway for pedestrians through and around the construction site at all times.

The completion date pertains to the work items outlined in this contract. Any "Punch List" work that is required shall be completed by the completion date of this project. Failure to complete punch list work will result in forfeiture of any retainage held in this contract.

10. Traffic Control and Protection

The Contractor shall furnish, install, maintain, move, and remove work zone traffic control and protection according to the specifications as found Division 700 entitled Work Zone Traffic Control and Protection, Signing, and Pavement Marking of the Standard Specifications for Road and Bridge Construction from the Illinois Department of Transportation.

11. Maintenance Of Roadways:

Beginning on the date that the contractor begins work on this project, he/she shall assume responsibility for the normal maintenance of all existing roadways with the limits of the improvement. This normal maintenance shall include all repair work deemed necessary by the Engineer. (e.g. pot hole patching, street sweeping, placing stone for temporary sidewalks and driveways, etc.)

The streets where material has been stockpiled must be cleaned completely on a regular basis, but not less than once per week.

12. Concrete Breakers:

When removing pavement, curb and gutter, shoulder, and/or any other structures, the use of any type of concrete breakers which might damage underground public or private utilities will not be permitted. Under no circumstances will the use of a frost ball be permitted.

13. Fine Aggregate For Portland Cement Concrete And Class Si Concrete:

The gradation for fine aggregate for Portland Cement Concrete and Class SI Concrete shall conform to gradation FA 1 as called for under Article 1003.02(c) of the Standard Specifications.

14. Cooperation By Contractor And Weekly Progress Meetings:

Attention is hereby focused on Article 105.06 of the Standard Specifications with regards to the Contractor having on site at all times "A competent English Speaking Superintendent". This superintendent shall be able to be reached at all times including the days subcontractors are only working on the site. All work instructions shall be channeled through the superintendent.

Weekly progress meetings will be conducted in the Engineer's office. These meetings will focus on the work slated for the upcoming week and highlight work completed the prior week. If work is found to be progressing smoothly, these meetings may be scheduled on a bi-weekly basis.

15. Work Hours And Scheduling Layout Of Lines And Grades

The Village of Oak Park Code restricts construction to the hours of 7:00 A.M. and 6:00 P.M., 7 days a week. No equipment may be started on any part of the project prior to 7:00 A.M. Violations of this code are subject to Police enforcement and subsequent fines as outlined in the code. Also, the contractor shall notify the Resident Engineer a full 48 hours in advance of any layout and/or grade requests. Any requests for layout and grades that are made less than 48 hours in advance will require payment of premium time for the Resident Engineer and Engineering Technician. Such costs will be billed directly to the contractor at a rate of \$75.00 per hour for the two staff members.

16. Working In The Area Of Existing Parkway Trees:

No nails or tacks of any sort shall be used for installing temporary "No Parking" signs on any trees. The contractor shall notify the Village Forester of any potential conflicts between their equipment and parkway trees. The Forester will determine the course of action necessary to reduce such conflict. Also, any excavation that disturbs tree roots shall be brought to the attention of the Village Forester. In the event roots need to be trimmed a rotary saw capable of making a clean, smooth cut shall be used to trim such roots. This work shall be considered incidental to the contract.

17. Street Closures And Parking Conflicts

The Village of Oak Park requires a notice of a street closure. The Contractor must notify the Police Dept. and Fire Dept. of these closures. Phone numbers may be found on the cover sheet of the plan set for the project.

When the Contractor will be working on a block that requires closure and/or changes to parking restrictions they must coordinate with the Parking Dept. to develop an alternate parking plan for permitted parkers and provide information and notice so residents/permitted parkers are aware of their alternatives.

18. Use Of Fire Hydrants

The Contractor must obtain a water meter from the Village's Water and Sewer Department before any work commences. A deposit, payable at Village Hall is required. Upon return of the meter the deposit will be refunded.

Fire hydrants shall be accessible at all times to the Fire Department. No materials or other obstructions shall be placed closer to a fire hydrant than 15 (fifteen) feet. Any arrangements of less than 15 feet must be approved by the Fire Department.

19. Measurement and Payment

All measurements, dimensions, and quantities shown on the plan drawing and in the project specifications are approximate values for estimation purposes only. The Contractor shall be solely and fully responsible for obtaining complete and accurate measurements, dimensions, and quantities in order to furnish and install the materials as specified on these plan drawings and in the project specifications.

Final as-built measurements and quantities for payment will be calculated upon completion of the project.

Measurement and payment for this project shall be in accordance with the applicable portions of Section 109 MEASUREMENT AND PAYMENT, of the Standard Specifications for the Road and Bridge Construction except as follows.

The HIGH-EARLY STRENGTH PORTLAND CEMENT CONCRETE PAVEMENT, COLORED, 7" pay item will be measured in place and the volume computed in cubic yards.

The TRAFFIC CONTROL AND PROTECTION pay item will be paid for at the contract unit price per each.

Materials

1. Bluestone Pavers

The Contractor shall furnish and install new bluestone pavers meeting the following specifications:

Thermal Pennsylvania Bluestone Pavers:

1. Finish: Thermal smooth and flat surface.
2. Thickness: Natural thickness, 3 inches, see plans for location.
3. Nominal Face Size: Sized in 6 inch increments as follows
 - a. 18 inches by 30 inches.

The bluestone pavers shall have a thermal surface finish, edges smooth sawn and a rubbed finish on the bottom

2. Granite Pavers

The Contractor shall furnish and install new granite pavers meeting the following specifications:

Manufacturer: Coldspring
17482 Granite West Rd.
Cold Spring, MN 56320
Toll-Free: 1-800-551-7502
Phone: 320-685-3621
Fax: 320-685-8490

12" x 12" x 3" Granite Pavers
Rockville White color
Thermal finish

12" x 24" x 3" and 12" x 12" x 3" Granite Pavers
Mesabi Black color
Diamond 10 finish

3. Jointing and Bedding Sand

Provide jointing sand and bedding sand as follows:

1. Jointing sand shall be polymeric sand.
2. Clean, well graded, sand free from soluble salts and other deleterious or foreign matter.
3. Sand shall be natural silica sand or sand manufactured from crushed rock.
4. Do not use screenings or stone dust for jointing sand or bedding sand.

Bedding Sand should be washed and well-graded polymeric sand conforming to ASTM C 33 Specification for Concrete Aggregates.

ASTM C 33 Gradations for Bedding Sand

<u>Sieve Size</u>	<u>Percent Passing</u>
3/8 in. (9.5 mm)	100
No. 4 (4.75 mm)	95 to 100
No. 8 (2.36 mm)	80 to 100
No. 16 (1.18 mm)	50 to 85
No. 30 (0.600 mm)	25 to 60
No. 50 (0.300 mm)	5 to 30
No. 100 (0.150 mm)	0 to 10
No. 200 (0.075 mm)	0 to 3

The Contractor shall not use mason's sand, or sand conforming to ASTM C 144 for bedding sand.

Jointing Sand should be washed and well graded polymeric sand conforming to ASTM C 144 Aggregates for Masonry Mortar.

ASTM C 144 Gradations for Jointing Sand

<u>Sieve Size</u>	<u>Percent Passing, by Weight</u>	
	<u>Natural Sand</u>	<u>Manufactured Sand</u>
No. 4 (4.75 mm)	100	100
No. 8 (2.36 mm)	95 to 100	95 to 100
No. 16 (1.18 mm)	70 to 100	70 to 100
No. 30 (0.600 mm)	40 to 75	40 to 75
No. 50 (0.300 mm)	10 to 35	20 to 40
No. 100 (0.150 mm)	2 to 15	10 to 25
No. 200 (0.075 mm)	0 to 5	0 to 10

4. Thin-set Mortar

The polymer fortified thin-set mortar used under the 12" x 12" x 3" Rockville White granite pavers shall be Laticrete 254 Platinum thin-set product, or approved equal. The material shall meet or exceed Standards ANCS A118.4 and ANSI 118.11, and EN 12004, and ISO 13007.

Latex Modified Mortar Setting Bed

The mortar setting bed under the granite pavers shall be a latex-modified Portland cement mixture conforming to Standard ASTM C270, *Specification for Mortar for Unit Masonry*, Type M mortar with a minimum compressive strength of 2,500 lbs/square inch.

The air content shall be above 5 to 7 percent by volume.

The Type M mortar shall be 1 part Portland or blended cement, up to ¼ part lime, and 2-1/2 to 3 parts sand.

The aggregate for the setting bed mortar should comply with the requirements of ASTM C144, *Specification for Masonry Mortar*.

5. Parge Coat

The parge coat above and below the mortar setting bed shall be made with a mixture of Portland cement, and Laticrete 4237 Latex Additive, or approved equal, in the proportions as specified by the manufacturer.

6. High-early Strength Portland Cement Concrete Pavement, Colored, 7"

The proposed approximately 7" thick high-early strength portland cement concrete pavement shall meet or exceed Illinois Department of Transportation specifications for class PV, Type III, portland cement concrete for pavement. The concrete shall achieve a minimum mix design compressive strength of 3,500 pounds per square inch after seventy-two (72) hours.

The Contractor shall provide a suitable mix design to the Engineer for review and approval prior to the placement of the base course.

7. Pigmented Admixture for Portland Cement

Prior to placing the colored concrete pavement crosswalk, the Contractor shall provide a sample of the proposed pigmented admixture material to the Village of Oak Park for approval.

The proposed colored concrete pavement crosswalk shall be integrally pigmented to simulate a dark grey bluestone color equivalent to: Davis Colors No. 884-3%; Lansco Color No. 437 "Strong Black" 5 lbs. per 94 lbs. Light Grey Portland Cement and 3 parts sand; L.M. Scofield "Cool Black No. 4", or an approved equivalent.

It shall be certified by the manufacturer that the Pigmented Admixture shall consist of pure synthetic mineral oxide only, and shall comply with ASTM Designation C 979 and the requirements of ACI 316.

The proposed integrally pigmented admixture shall be fully compatible with Illinois Department of Transportation class PV, Type III, portland cement concrete for pavement.

8. 1/2" x 18" Dowel Bars

The 1/2" x 18" dowel bars shall conform to Article 1006.11 of the Illinois Department of Transportation Standard Specifications for Road and Bridge Construction.

Construction Work:

Much of the work on this project involves removing existing 3 inch thick granite paver blocks or 3 inch thick bluestone paver blocks of various sizes that have sunk and then resetting them back to their original elevations. The paver blocks are mortared in place.

If a removed granite paver block is in good condition then the contractor shall reset it back to its original location and elevation. If the removed granite paver block is in a deteriorated condition, or is missing, then the Contractor shall replace it with a new granite paver block of the same dimensions.

These plans and specifications include proposed paver areas to be removed and reset. However, prior to the start of work, the Contractor and the Village shall review together the proposed work at each location and agree on what work actually needs to be done at each location.

This project includes MATERIAL ONLY pay items to furnish new replacement granite paver blocks and bluestone paver blocks. These pay items are to furnish the new granite and bluestone paver blocks only. The labor to install these new granite paver blocks and bluestone paver blocks should be included in the REMOVE AND RESET pay items.

The REMOVE AND RESET pay items should also include labor and equipment costs required to cut to the proper size and shape new granite and/or bluestone pavers that are to be reset in the place of deteriorated or missing pavers.

It doesn't matter to the finished product if the Contractor resets an existing paver block or resets a new paver block. What matters is that an existing or new paver block will be reset in the same location for every paver block that is removed.

All of the existing paver blocks have been mortared in place. The REMOVE AND RESET pay items shall include a cost to remove mortar stuck to either to the paver block itself and/or to the existing concrete base course upon which the paver block will be reset on.

The Contractor shall use appropriate hand and/or mechanical methods to completely remove the existing nominal 3 inch sand and/or mortar and/or concrete setting beds under the removed bluestone and/or granite pavers and/or brick street pavers down to the existing \pm 7 inch thick P.C. Concrete base course.

The Contractor shall not use any hand and/or mechanical methods that may in the opinion of the Engineer damage in any manner the existing ± 7 inch thick P.C. Concrete base course under the pavers.

The removing and resetting of the granite paver crosswalk edging and granite paver crosswalks have been split into two pay items because the mortar type and thickness and setting bed type and thickness are different for the two types of granite paver blocks.

This project includes at some locations removing and resetting granite paver crosswalk edging blocks that are adjacent to existing 3" x 9" x 3" clay brick street pavers. This project includes a pay item to remove and reset the brick street pavers in order to facilitate the removal and resetting of the adjacent granite paver crosswalk edging blocks.

Existing deteriorated 3 inch thick bluestone paver blocks are being removed and reset at several locations. At these locations, the Contractor shall remove the existing deteriorated bluestone paver block and reset a new 3" thick bluestone paver block of the same dimensions and shape in its place.

For crosswalk 'A' located on Marion Street at Lake Street, the Contractor shall remove the existing bluestone paver block and setting bed middle section and replace them with a nominal 7 inch thick bluestone colored high early strength portland cement concrete sidewalk.

At this location the existing granite paver crosswalk edging blocks shall remain in place and in use with the exception of removing several deteriorated edging blocks and resetting them with new granite blocks of the same dimensions and shape.

The Contractor shall cover and protect the existing granite paver crosswalk edging blocks that are to remain while placing the concrete sidewalk pavement.

All existing bluestone paver block and setting bed materials shall be disposed of by the Contractor as indicted in these plan special provisions.

For all of the crosswalks, the Contractor shall dispose of all surplus, unstable, and unsuitable materials and organic waste, in such a manner that public or private property will not be damaged or endangered. All construction and demolition debris or waste shall be disposed of in a licensed landfill, recycled, reused, or otherwise disposed of as

allowed by State of Illinois or Federal solid waste disposal laws and regulations and solid waste determinations of the IEPA.

The Contractor shall transport and dispose of on a daily basis all construction and demolition debris or waste to a location outside of the Village corporate limits.

The Contractor shall use appropriate protection methods to prevent removed construction debris and dust from damaging or discoloring, the public right-of-way, adjacent properties and buildings.

The Contractor shall fully repair or replace damaged or discolored adjacent properties and/or buildings to the satisfaction of the property and/or building owners at no additional compensation from the Village of Oak Park.

Construction Requirements

The granite pavers and brick street pavers shall be installed under clear, dry, and warm weather conditions. Do not install sand or pavers during rain or snowfall. Do not install sand or pavers over frozen base course. Do not install frozen materials. Do not install pavers on frozen or saturated sand.

The finished elevations of the repaired crosswalks shall be the same as the existing elevations of the surrounding street, curb, and sidewalk at all points along the repaired crosswalks. The poured in-place thicknesses of the new mortar setting bed and/or thin-set may have to be adjusted in order to meet the elevation requirement.

High-Early Strength Portland Cement Concrete Pavement, Colored, 7"

If the new colored 7" p.c.c. pavement must be placed in two or more pours, then the Contractor shall tie the pours together using 1/2" x 18" dowel bars at 18" c-c spacing. The cost of furnishing and installing the dowel bars shall be considered as included in the concrete pavement pay item.

The colored concrete pavement shall be given a final finish by brushing with a whitewash brush. The brush shall be drawn across the pavement at right angles to the edges of the walk, with adjacent strokes slightly overlapping, producing a uniform, slightly roughened surface with parallel brush marks.

Within 24 hours after placing the concrete pavement, the Contractor shall sawcut joints in the pavement to replicate the staggered 18" x 30" joint pattern of the removed bluestone paver blocks.

The thickness of the existing bluestone pavers and setting bed is approximately 7 inches to the best of the Village of Oak Park's knowledge. The actual thickness and volume can be determined once the materials have been removed. For this reason, this pay item will be paid for in cubic yards.

All labor, materials and equipment required to place and finish the colored portland cement concrete pavement shall be considered as included in the contract cubic yard unit price for HIGH-EARLY-STRENGTH PORTLAND CEMENT CONCRETE PAVEMENT, COLORED, 7".

Granite and Bluestone Pavers

The plan quantities include additional quantities of new Rockville White and Mesabi Black granite pavers. These additional quantities should be enough to replace up to twenty percent of the existing granite pavers that may be damaged during their removal.

All labor, materials (but not the pavers themselves) and equipment required to install and/or reset the granite and bluestone pavers shall be considered as included in the unit prices for REMOVE AND RESET GRANITE PAVER CROSSWALK EDGING, REMOVE AND RESET GRANITE PAVER CROSSWALK, and REMOVE AND RESET BLUESTONE CROSSWALK PAVERS.

The Contractor shall install the granite and bluestone pavers in the following manner.

General

- A. Do necessary field cutting as stone is set. Cut lines straight and true and finish field-cut edges to match shop-cut edges.
 - 1. Use power saws with diamond blades to cut stone.
- B. Set stone to comply with Drawings and Shop Drawings.
- C. Scribe and field-cut stone as necessary to fit at obstructions. Produce neat joints of size specified or indicated.

- D. .Expansion- and Control-Joint Installation: Locate and install according to Drawings and Shop Drawings.

Installation Tolerances

- A. Variation in Line: Do not exceed 1/8 inch in 96 inches, 1/4 inch in 20 feet, or 3/8 inch maximum.
- B. Variation in Joint Width: Do not vary joint thickness more than 1/16 inch or 1/4 of nominal joint width, whichever is less.
- C. Variation in Surface Plane: Do not exceed 1/8 inch in 10 feet 1/4 inch in 20 feet, or 3/8 inch maximum from level or slope indicated.
- D. Variation in Plane between Adjacent Units (Lipping): Do not exceed 1/32-inch difference between planes of adjacent units.

Installation

- A. Saturate concrete with clean water several hours before placing setting bed. Remove surface water about one hour before placing setting bed.
- B. Apply mortar-bed parge coat to damp concrete and broom to provide an even coating that completely covers the concrete. Do not exceed 1/16-inch, or as recommended by the parge coat manufacturer. Limit area of mortar-bed parge coat to avoid its drying out before placing setting bed.
 - 1. Place reinforcing wire mesh over concrete, lapped at joints by at least one full mesh and supported so mesh becomes embedded in middle of setting bed. Hold edges back from vertical surfaces about 1/2 inch.
- C. Apply the ± 3 " latex modified mortar bed to finished elevations indicated immediately after applying mortar-bed parge coat.
- D. Mix and place only that amount of mortar bed that can be covered with stone before initial set. Cut back, bevel edge, and discard material that has reached initial set before stone can be placed.

- E. Place stone before initial set of mortar occurs. Immediately before placing stone on setting bed, apply uniform 1/16-inch, or as recommended by the parge coat manufacturer, thick parge coat to bed or to back of each stone unit.
- F. Tamp and beat stone with a wooden block or rubber mallet.
 - 1. Set each unit in a single operation before initial set of mortar; do not return to areas already set.
- G. Rake out joints to depth required to receive grout or pointing mortar as units are set.
- H. Point joints after setting.

Joint Grouting

- A. Polymer-Modified Cement Grout for Stone Joints: ANSI A108.10 and manufacturer's written instructions.
 - 1. Do not use sanded grout for polished stone.
 - 2. Grout joints as soon as possible after initial set of setting bed. Finish joints by tooling to produce a slightly concave polished joint, free of drying cracks.

The grout joints shall be 3/8" wide. The Contractor shall grout the 3/8" from the top of the granite pavers and then finish the joint with caul and half backer rod.
 - 3. Maintain grout in damp condition for seven days or as recommended by the grout manufacturer.

Adjusting

- A. Remove and replace stone not complying with requirements.
- B. Replacement stone shall show no evidence of replacement.

- C. Patching: Minor patching in small areas may be acceptable if the repair does not distract from the overall appearance of the finished project.

Protection

- A. Prohibit traffic from installed stone for a minimum of 72 hours or as recommended by the manufacturer.
- B. Protect during construction with nonstaining kraft paper, and cover with a layer of untreated plywood where adjoining areas require construction work access.

Cleaning

- A. Clean stone as work progresses. Remove mortar, sealant, and stains before tooling joints.
- B. Final Cleaning: Clean stone as recommended by fabricator or stone producer.
 - 1. Clean all finished stonework with a mild detergent using a fiber brush.
 - 2. After cleaning, rinse with clean water.
 - 3. Do not use acid or other caustic materials.
- C. When cleaning is completed, remove temporary protection.

After the brick street pavers have been installed, the Contractor shall caulk, with half backer rod, the joint between the brick street and granite pavers.

Brick Street Pavers

The Contractor shall place a 1" sand cushion under those areas where brick street pavers will be installed. The Contractor shall install the sand bedding as per the following specifications.

- A. Spread bedding sand evenly over base course and screed rails. Screed to 1 inch thickness, not exceeding 1½ inches in thickness, including variation in base course surface.

1. Do not spread bedding sand beyond area to be covered by pavers the same day. Prior to re-commencement of work remove, replace and re-screed bedding sand not covered with pavers the previous work day.
 2. Do not disturb screeded sand. Re-screed disturbed bedding sand.
- B. Lay pavers in pattern(s) shown on Project Drawings.
1. Lay full pavers first.
 2. Mix pavers from at least two straps pallets to produce uniform color blends. Follow manufacturer's recommendations for color blending.
 3. Place units by hand without using hammers.
- C. Provide 1/16 inch to 3/16 inch wide joints between pavers and fill with polymeric sand.
- D. Adjust pavers to form straight bond lines and appropriate joint widths. Maximum bond line variation shall be $\pm \frac{1}{2}$ inch over a 50 foot string line.
- E. Fill gaps at paved area edges with cut pavers.
1. Cut pavers at edges as indicated on Contract Drawings with a double blade paver splitter or wet cut masonry saw.
 2. Cut pavers shall be no smaller than one-third of a whole paver [except where pattern is to be maintained and smaller pieces are surrounded by a full paver and field paver border course].
- F. Do not permit traffic, including construction equipment, on pavers before initial compaction and joint filling. Disturbed areas of pavers should be taken up, the sand re-screeded and pavers relaid.
- G. Vibrate pavers into sand using a high frequency/low-amplitude plate compactor capable of 3,000 lbf to 5,000 lbf (13 to 22 kN) at a 75 to 100 Hz frequency. Protect pavers from chipping during compaction by using a plate compactor with a rubber matt, rubber rollers or other approved materials placed over pavers. Do not compact within 6 feet (2 m) of unrestrained edges. Remove cracked or damaged pavers and replace with new units.

- H. After pavers are fully settled and free from movement simultaneously spread, sweep and compact dry jointing sand into joints until they are completely filled and sand no longer falls into joints.
- I. Protect areas not covered with cut and compacted pavers with waterproof covering overnight.
- J. Discontinue laying operations, align and compact pavers prior to work suspension when weather conditions are such that pavement performance may be compromised.
- K. On laying operations recommencement, verify acceptable setting bed condition before further pavers are laid. If water has entered bedding sand, remove pavers and saturated bedding sand, install unsaturated sand replace and compact pavers.
- L. Sweep excess sand from pavement when installation is complete.
- M. Allow excess joint sand to remain on surface to help protect pavers from damage from other trades. Sweep excess sand from pavement when directed by the Village.

Field Quality Control

The Contractor shall meet or exceed the following specifications for the final brick street pavers' installation.

- A. Finished pavement surface shall not deviate more than $\pm 3/8$ inch from specified elevations.
- B. Check final surface profile for conformance to Project Drawings.
- C. Pavement surface elevation shall be flush with adjacent construction.
- D. Maximum variation from a specified surface profile shall be $\pm 3/16$ inch in 10 feet.
- E. Height difference between adjacent pavers shall not exceed $1/8$ inch.

Village of Oak Park

Project 15-22B

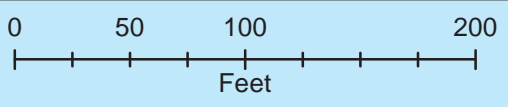
Marion Street Crosswalk Improvements

All measurements, dimensions, and quantities shown on this page, on the plan drawings, and in the project specifications are approximate values for estimation purposes only. The Contractor shall be solely and fully responsible for obtaining complete and accurate measurements, dimensions, and quantities in order to furnish and install the materials as specified on these plan drawings and in the project specifications.

PAY ITEM	QUANTITY	UNIT	MARION ST. & SOUTH BLVD. INTERSECTION			MARION ST. & NORTH BLVD. INTERSECTION		MARION ST. AT AND NORTH OF PARKING LOT # 10		AT PARKING LOT # 3	MARION ST. & LAKE ST.	20% BREAK-AGE WHILE REMOVING
			K	I	J	G	H	D	C	B	A	ENTIRE PROJECT
REMOVE AND RESET GRANITE PAVER CROSSWALK EDGING	81	SQ FT	16	20	12	18	0	0	3	2	10	0
REMOVE AND RESET GRANITE PAVER CROSSWALK	52	SQ FT	16	27	9	0	0	0	0	0	0	0
REMOVE AND RESET BRICK STREET PAVERS	96	SQ FT	32	30	24	0	0	0	6	4	0	0
REMOVE AND RESET BLUESTONE CROSSWALK PAVERS	101	SQ FT	0	0	0	0	34	26	15	26	0	0
REMOVE BLUESTONE CROSSWALK PAVERS	203	SQ FT	0	0	0	0	0	0	0	0	203	0
GRANITE PAVER, ROCKVILLE WHITE, 3" (MATERIAL ONLY)	27	SQ FT	2	5	2	1	0	0	0	0	0	17
GRANITE PAVER, MESABI BLACK, 3" (MATERIAL ONLY)	33	SQ FT	2	7	1	0	0	0	0	2	10	11
BLUESTONE PAVER, 3" (MATERIAL ONLY)	101	SQ FT	0	0	0	0	34	26	15	26	0	0
HIGH EARLY STRENGTH PORTLAND CEMENT CONCRETE PAVEMENT, COLORED, 7"	5	CU YD	0	0	0	0	0	0	0	0	5	0
TRAFFIC CONTROL AND PROTECTION	9	EACH	1	1	1	1	1	1	1	1	1	0



Lake St.



crosswalk "A"

crosswalk "B"

Parking Lot # 3

Westgate St.

Marion St.

crosswalk "C"

crosswalk "D"

Parking Lot # 10

crosswalk "H"

North Blvd.

crosswalk "G"

crosswalk "I"

South Blvd.

crosswalk "K"

crosswalk "J"

Village of Oak Park
Project # 15-22B
Marion Street Crosswalk Repairs

Marion St
01 - approximate address



Remove the existing 3 inch thick bluestone crosswalk surface layer and setting bed and replace with $\pm 7"$ bluestone colored H.E.S. p.c. concrete pavement

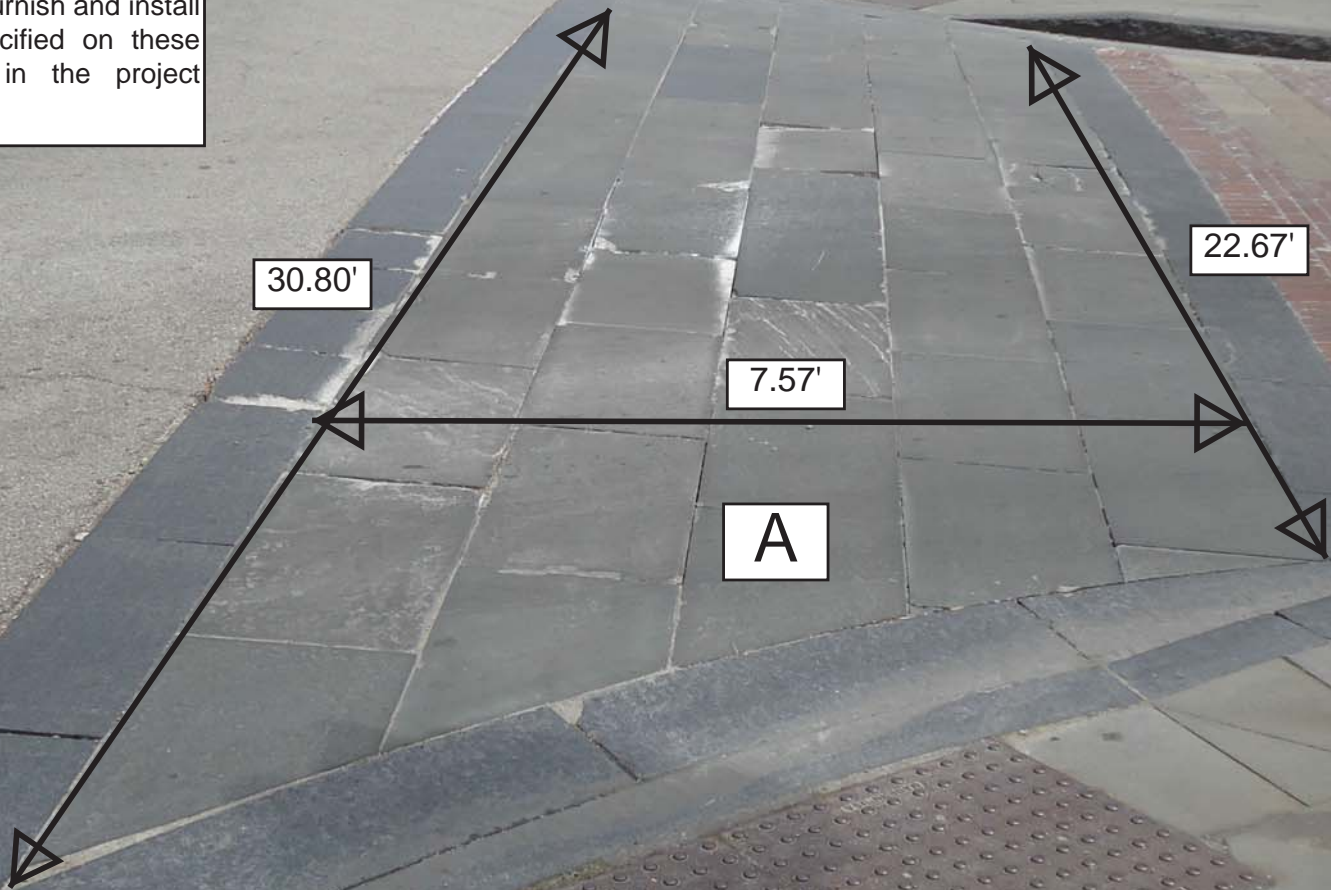
Replace ± 203 sq. ft.

A

Looking north at crosswalk "A" on the south leg of Marion Street at Lake Street



All measurements, dimensions, and quantities shown on this plan drawing and in the project specifications are approximate values for estimation purposes only. The Contractor shall be solely and fully responsible for obtaining complete and accurate measurements, dimensions, and quantities in order to furnish and install the materials as specified on these plan drawings and in the project specifications.



Looking east at crosswalk "A" on south leg of Marion St. at Lake St.

REMOVE
DETERIORATED
GRANITE PAVERS AND
REPLACE WITH NEW 3"
THICK MESABI BLACK
GRANITE PAVERS

A

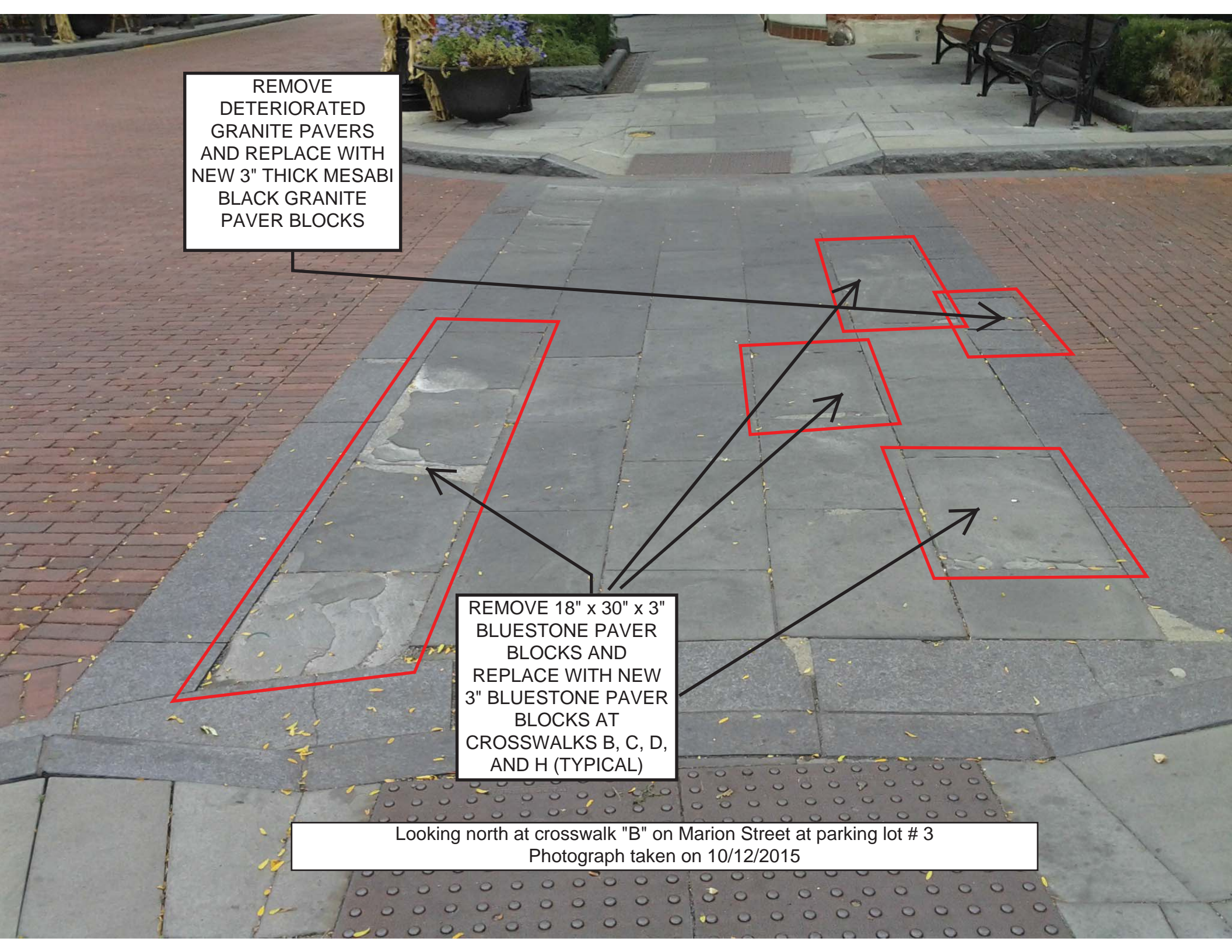
REMOVE 3" BLUESTONE PAVERS
AND SETTING BED AND REPLACE
WITH ± 7" H.E.S. P.C.
CONCRETE PAVEMENT WITH
SAWCUT JOINTS TO
REPLICATE BLUESTONE
PAVERS JOINT PATTERN

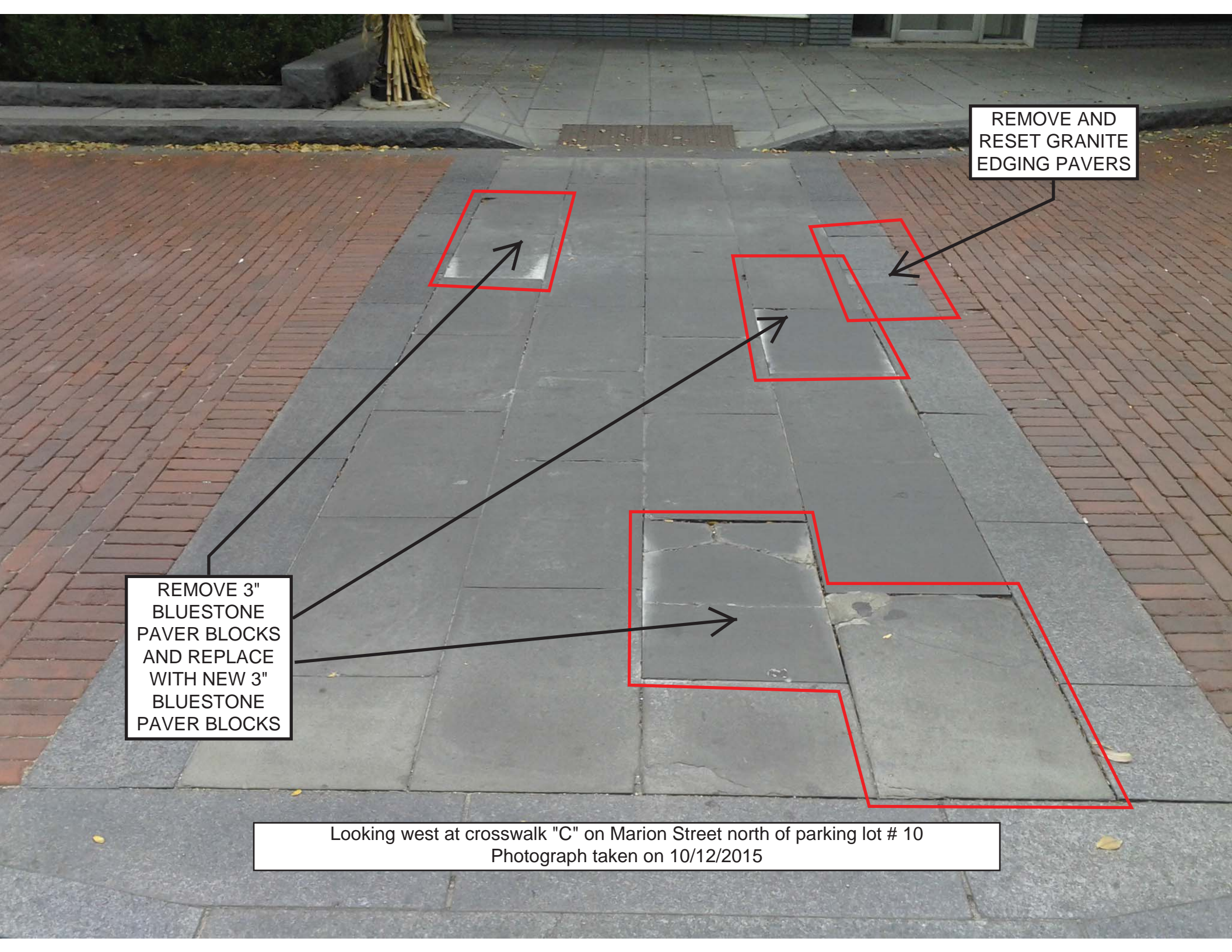
Looking east at crosswalk "A" on the south leg of Marion Street at Lake St.
Photograph taken on 10/12/2015

REMOVE
DETERIORATED
GRANITE PAVERS
AND REPLACE WITH
NEW 3" THICK MESABI
BLACK GRANITE
PAVER BLOCKS

REMOVE 18" x 30" x 3"
BLUESTONE PAVER
BLOCKS AND
REPLACE WITH NEW
3" BLUESTONE PAVER
BLOCKS AT
CROSSWALKS B, C, D,
AND H (TYPICAL)

Looking north at crosswalk "B" on Marion Street at parking lot # 3
Photograph taken on 10/12/2015





REMOVE AND
RESET GRANITE
EDGING PAVERS


REMOVE 3"
BLUESTONE
PAVER BLOCKS
AND REPLACE
WITH NEW 3"
BLUESTONE
PAVER BLOCKS

Looking west at crosswalk "C" on Marion Street north of parking lot # 10
Photograph taken on 10/12/2015




REMOVE 3"
BLUESTONE
PAVER BLOCKS
AND REPLACE
WITH NEW 3"
BLUESTONE
PAVER BLOCKS

Looking south at crosswalk "D" at the entrance to parking lot # 10 off of Marion St.
Photograph taken on 10/12/2015



REMOVE AND
RESET GRANITE
EDGING PAVERS

Looking south at crosswalk "G" on west leg of North Blvd. at Marion St.
Photograph taken on 10/12/2015




REMOVE 3"
BLUESTONE
PAVER BLOCKS
AND REPLACE
WITH NEW 3"
BLUESTONE
PAVER BLOCKS

Looking east at crosswalk "H" on north leg of Marion St. at North Blvd.
Photograph taken on 10/12/2015

106 S Marion St

Oak Park, Illinois

Street View - Oct 2014



Looking north at crosswalks "I", "J", and "K" at the Marion Street and South Boulevard intersection

(c) 2015 Google - image date October 2014

Hide imagery


REMOVE AND
RESET 3" THICK
GRANITE
PAVERS AND
GRANITE
EDGING PAVERS
AND REPLACE
AS NECESSARY

REMOVE AND
RESET 3" x 9" x 3"
BRICK STREET
PAVERS AS
NEEDED AT
CROSSWALKS I,
J, AND K
(TYPICAL)

EXISTING 12" x 12" x 3"
ROCKVILLE WHITE
GRANITE PAVERS AT
CROSSWALKS I, J,
AND K (TYPICAL)


EXISTING 12" x 24" x 3"
OR 12" x 12" x 3"
MESABI BLACK
GRANITE PAVERS AT
CROSSWALKS I, J, AND
K (TYPICAL)

Looking south at crosswalk "I" on east leg of South Blvd. at Marion St.
photograph taken on 10/12/2015



REMOVE AND RESET
3" THICK GRANITE
PAVERS AND
GRANITE EDGING
PAVERS AND
REPLACE AS
NECESSARY

Looking south at crosswalk "I" on east leg of South Blvd. at Marion St.
photograph taken on 10/12/2015



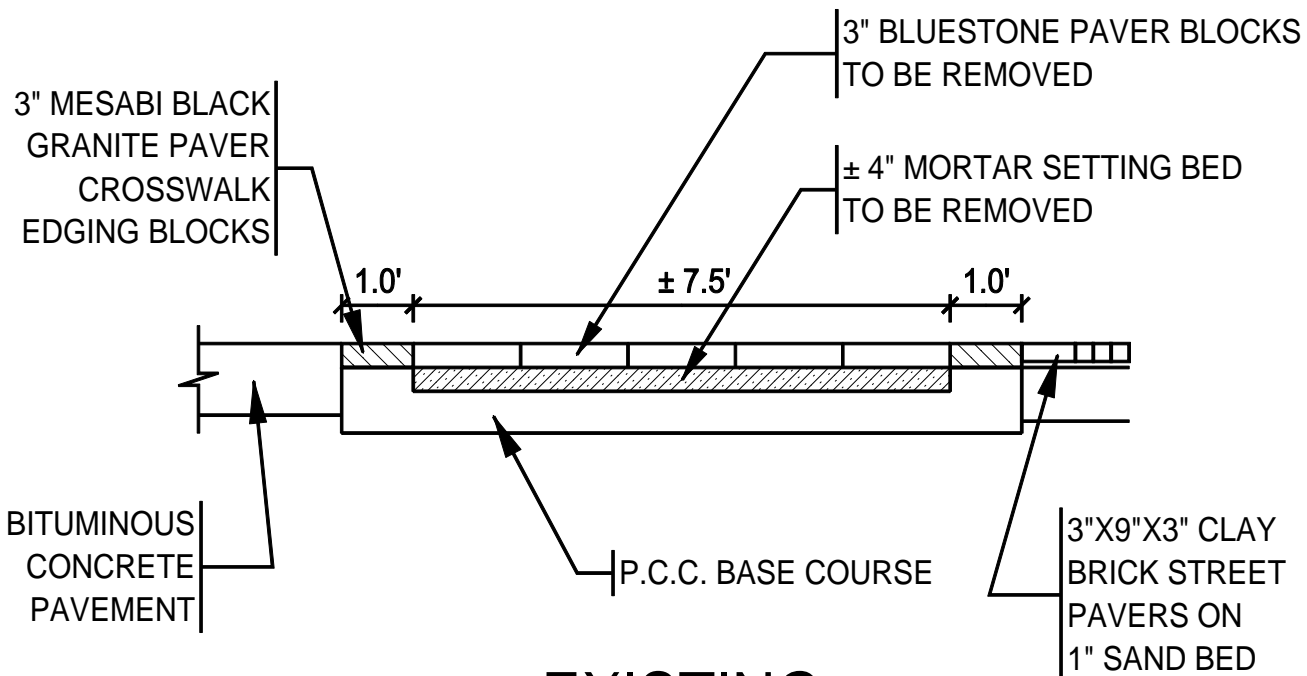
REMOVE AND
RESET 3" THICK
GRANITE
PAVERS AND
GRANITE
EDGING PAVERS
AND REPLACE
AS NECESSARY

Looking west at crosswalk "J" on south leg of Marion St. at South Blvd.
Photograph taken on 10/12/2015

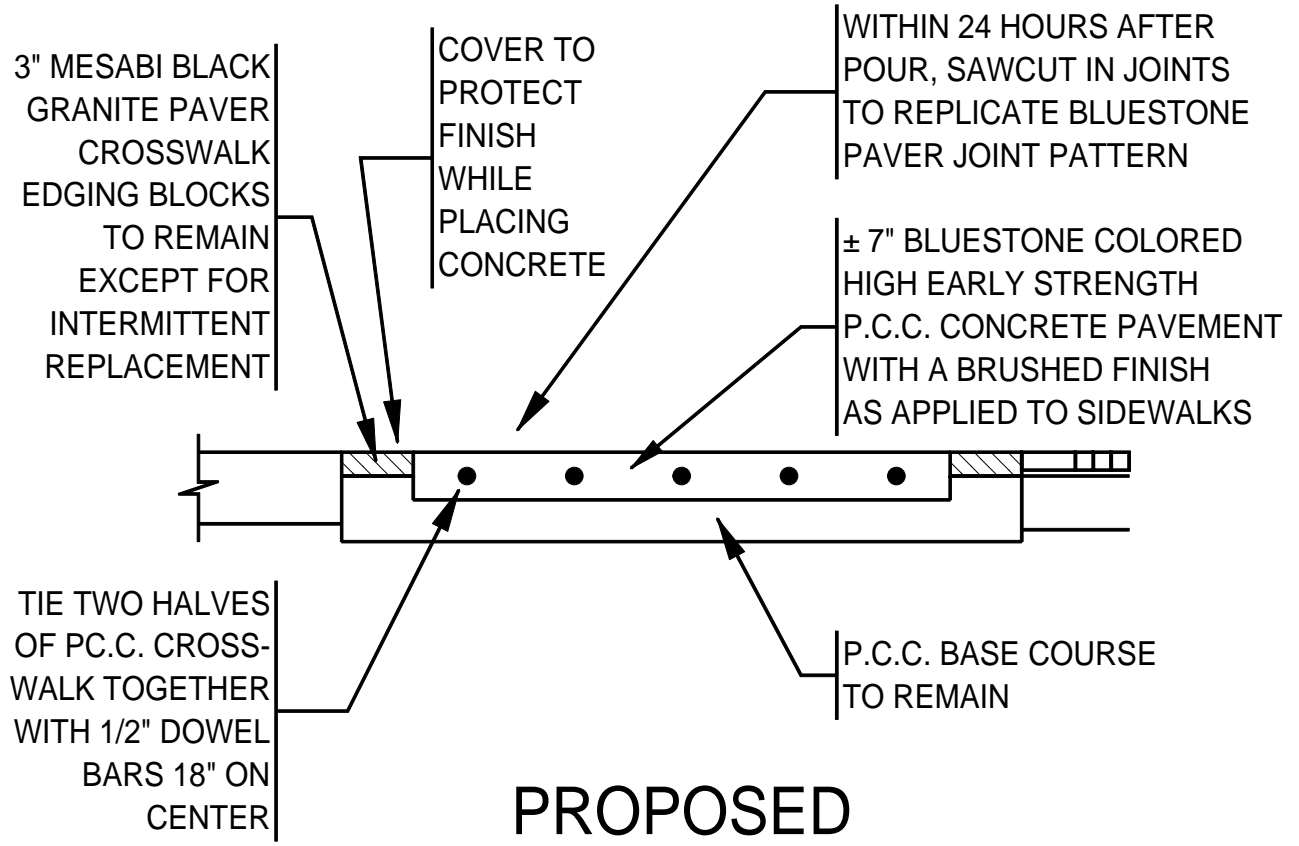


REMOVE AND
RESET 3" THICK
GRANITE
PAVERS AND
GRANITE
EDGING PAVERS
AND REPLACE
AS NECESSARY

Looking south at crosswalk "K" on west leg of South Blvd. at Marion St.
Photograph taken on 10/12/2015



EXISTING



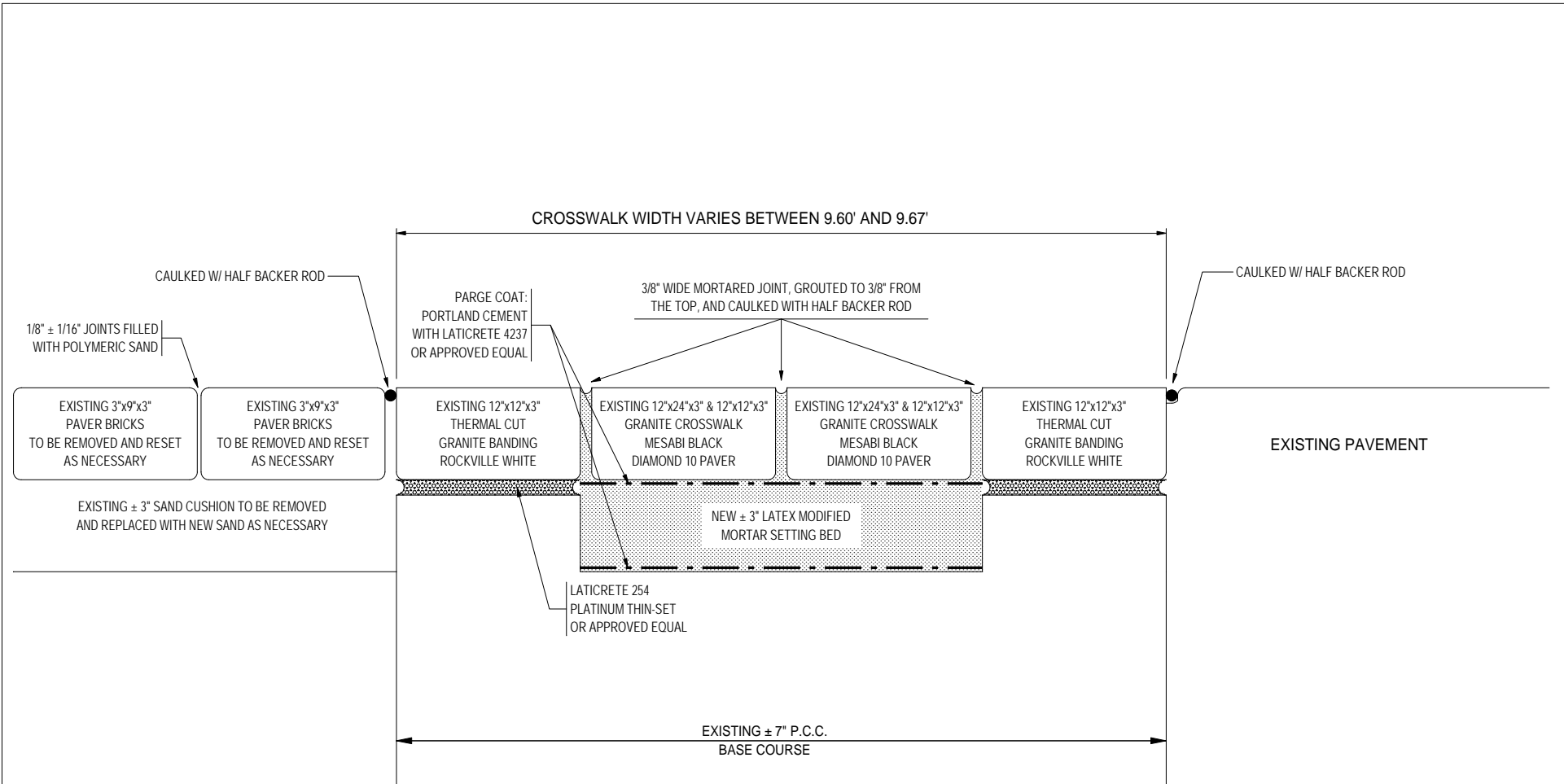
PROPOSED



*Engineering
Division*

Scale: 1" = Ft.
By: MJK Date: 10/15/15

EXISTING AND PROPOSED CONDITIONS
FOR CROSSWALK 'A', LOCATED ON
MARION ST. AT LAKE ST.



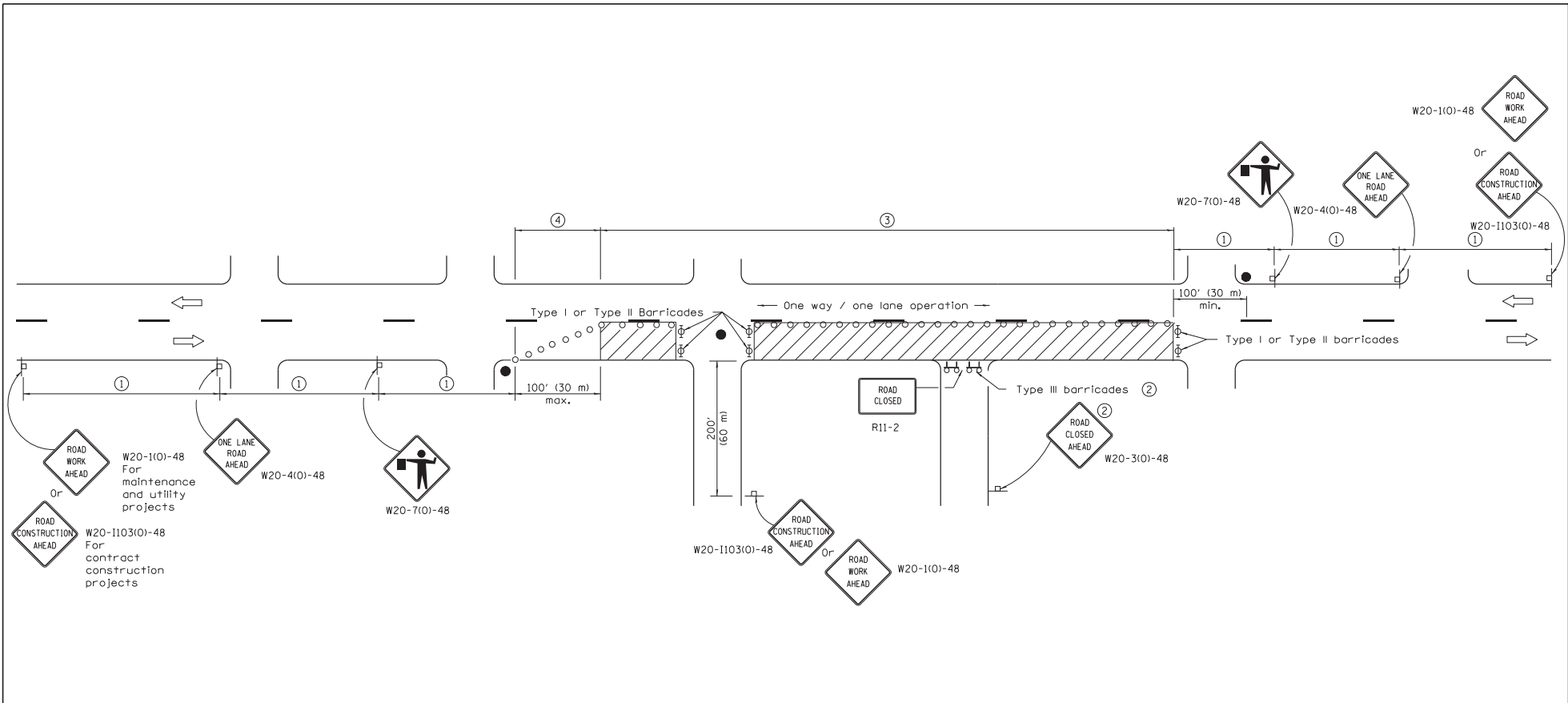
REMOVE GRANITE PAVERS AND BRICK STREET PAVERS AS NECESSARY AND RESET THEM TO THEIR ORIGINAL ELEVATION. REPLACE DETERIORATED OR MISSING GRANITE PAVERS AS NECESSARY

12" x 12" x 3" THERMAL CUT GRANITE PAVER
 MANUFACTURER = COLDSRING
 COLOR = ROCKVILLE WHITE
 FINISH = THERMAL
 LAY IN RUNNING BOND
 ON 1/2" THIN-SET

12" x 24" x 3" AND 12" x 12" x 3" GRANITE
 MANUFACTURER = COLDSRING
 COLOR = MESABI BLACK
 FINISH = DIAMOND 10
 MORTARED IN PLACE
 LAY IN RUNNING BOND
 ON ± 3" MORTAR SETTING BED

All measurements, dimensions, and quantities shown on this plan drawing and in the project specifications are approximate values for estimation purposes only. The Contractor shall be solely and fully responsible for obtaining complete and accurate measurements, dimensions, and quantities in order to furnish and install the materials as specified on these plan drawings and in the project specifications.

PROPOSED CROSSWALK REPAIR WORK AT THE MARION ST. AND SOUTH BLVD. INTERSECTION



SIGN SPACING	
Posted Speed	Sign Spacing
55	500' (150 m)
50-45	350' (100 m)
<45	200' (60 m)

SYMBOLS

- Work area
- Cone, drum or barricade (not required for moving operations)
- Sign on portable or permanent support
- Flagger with traffic control sign
- Barricade or drum with flashing light
- Type III barricade with flashing lights

- ① Refer to SIGN SPACING TABLE for distances.
- ② For approved sideroad closures.
- ③ Cones at 25' (8 m) centers for 250' (75 m). Additional cones may be placed at 50' (15 m) centers. When drums or Type I or Type II barricades are used, the interval between devices may be doubled.
- ④ Cones, drums or barricades at 20' (6 m) centers.

GENERAL NOTES

This Standard is used where at any time, day or night, any vehicle, equipment, workers or their activities encroach on the pavement requiring the closure of one traffic lane in an urban area.

All dimensions are in inches (millimeters) unless otherwise shown.

Illinois Department of Transportation

APPROVED January 1, 2011

 ENGINEER OF SAFETY ENGINEERING

APPROVED January 1, 2011

 ENGINEER OF DESIGN AND ENVIRONMENT

1585
48-1-1

DATE	REVISIONS
1-1-11	Revised flagger sign.
1-1-09	Switched units to English (metric). Corrected sign No.'s.

**URBAN LANE CLOSURE,
2L, 2W, UNDIVIDED**

STANDARD 701501-06

The End