



**2025**

# **Proposed Budget**

**Village of Oak Park**

**December 3, 2024**

Village of Oak Park  
Fiscal Year 2025 Recommended Budget  
Table of Contents

**Beginning**

**Page No.**

**INTRODUCTION**

1	Budget Process Calendar
2	Budgetary Process
4	Financial Policy Summary

**BUDGET SUMMARY**

7	Village Organization Chart
8	Board Goals Summary
10	Economic Incentive Summary
11	Partner Agency Summary
12	Net Revenues Excluding Inter-fund Transfers In
13	Net Expenses Excluding Inter-fund Transfers Out
14	Property Tax Levy Summary
15	Financial Summary- All Funds

**GENERAL FUND**

16	General Fund Executive Overview
16	Revenue Definitions
18	Expenditure Definitions
20	Budget Summary by Department
21	Budget Summary and Historical Actuals by Department
23	Expenditure Budget by Category
24	Revenue Summary
28	Adjudication Budget
29	VMO Office Executive Overview
49	VMO Organizational Chart
50	VMO Office Budget (Includes Communications)
53	Diversity, Equity & Inclusion Budget
54	Sustainability Budget
56	Communications Budget (Historical Data Only)
57	Human Resources Executive Overview
62	Human Resources Organizational Chart
63	Human Resources Budget
65	Law Executive Overview
71	Law Organizational Chart
72	Law Budget
73	Community Relations Budget
74	Development Customer Services Executive Overview
88	Development Customer Services Organizational Chart

Village of Oak Park  
Fiscal Year 2025 Recommended Budget  
Table of Contents

**Beginning**

**Page No.**

89	Development Customer Services Budget
95	Economic Vitality Budget
96	Finance Executive Overview
100	Finance Organizational Chart
101	Finance Budget
103	Fire Executive Overview
109	Fire Organizational Chart
110	Fire Budget
115	Information Technology Executive Overview
120	Information Technology Organizational Chart
121	Information Technology Budget
122	Neighborhood Services Executive Overview
133	Neighborhood Services Organizational Chart
134	Neighborhood Services Budget
140	Police Executive Overview
145	Police Organizational Chart
146	Police Budget
149	Public Health Executive Overview
158	Public Health Organizational Chart
159	Public Health Budget
163	Public Works Executive Overview
177	Public Works Organizational Chart
178	Public Works Budget
193	Village Clerk Executive Overview
198	Village Clerk Organizational Chart
199	Village Clerk Budget
200	Village President & Board of Trustees Executive Overview
201	Village President & Board of Trustees Budget

**SPECIAL REVENUE FUNDS**

205	Executive Overview
206	Affordable Housing Overview
207	Affordable Housing Budget
208	American Rescue Plan Overview
209	American Rescue Plan Budget
211	Bulletproof Vest Grant Overview
212	Bulletproof Vest Grant Budget
213	Community Development Block Grant Overview
215	Community Development Block Grant Budget

# Village of Oak Park

## Fiscal Year 2025 Recommended Budget

### Table of Contents

#### **Beginning**

#### **Page No.**

217	Community Development Loan Overview
218	Community Development Loan Budget
219	Cook County Lead Hazard Grant Overview
220	Cook County Lead Hazard Grant Budget
221	Earth Fest Overview
222	Earth Fest Budget
223	Farmers Market Overview
224	Farmers Market Budget
225	Federal RICO Overview
226	Federal RICO Budget
227	Foreign Fire Insurance Overview
228	Foreign Fire Insurance Budget
229	Health Grants Overview
232	Health Grants Budget
236	IL. Dept. of Transportation Grant Overview
237	IL. Dept. of Transportation Grant Budget
238	Rebuild Illinois Grant Fund Overview
239	Rebuild Illinois Grant Budget
240	JAG Grant Overview
241	JAG Grant Budget
242	Madison Street TIF Overview
243	Madison Street TIF Budget
244	Motor Fuel Tax Overview
245	Motor Fuel Tax Budget
248	Special Service Area #1 Overview
249	Special Service Area #1 Budget
250	Section 108 Loan Fund Overview
251	Section 108 Loan Fund Budget
252	Special Service Area #7 Overview
253	Special Service Area #7 Budget
254	Special Service Area #8 Overview
255	Special Service Area #8 Budget
256	State RICO Fund Overview
257	State RICO Fund Budget
258	Tobacco Enforcement Program Overview
259	Tobacco Enforcement Program Budget
260	Travel, Training & Wellness Overview
261	Travel, Training & Wellness Budget

Village of Oak Park  
Fiscal Year 2025 Recommended Budget  
Table of Contents

**Beginning**

**Page No.**

**CAPITAL IMPROVEMENT FUNDS**

262	Building Improvement Budget
263	Equipment Replacement Overview
264	Equipment Replacement Budget
265	Fleet Replacement Overview
266	Fleet Replacement Budget
267	Capital Improvement General Overview
268	Capital Improvement General Budget

**ENTERPRISE FUNDS**

272	Enterprise Fund Overview
273	Environmental Services Overview
276	Environmental Services Budget
279	Parking Overview
285	Parking Budget
293	Water & Sewer Overview
296	Water & Sewer Budget

**INTERNAL SERVICE FUNDS**

301	Executive Overview
302	Debt Service Overview
303	Debt Service Budget
304	Health Insurance Fund Overview
305	Health Insurance Fund Budget
307	Self Insured Retention Fund Overview
308	Self Insured Retention Fund Budget

**FIDUCIARY FUNDS**

309	Executive Overview
310	Fire Pension Budget
311	Police Pension Budget

**APPENDIX**

312	Glossary of Terms
318	List of Funds
322	List of Departments
344	List of Accounts
358	Assessed Property Valuations by Category
359	Pension Summary

Village of Oak Park  
Fiscal Year 2025 Recommended Budget  
Table of Contents

**Beginning**

**Page No.**

361	Village Bond Rating Information
362	Debt Maturities by Bond Series
375	Debt Outstanding Balance Summary
376	Debt Amortization Schedules
378	Tax Levy Historical Summary

*(The remainder of this page has been intentionally left blank.)*

## FY 2025 Budget Timeline

---

Full Board	<b>Village Board - Regular Meeting</b> <i>Budget process introduction and overview</i>	<b>Tuesday, September 3, 2024</b>
	<b>5 Year CIP Draft to Village Board</b>	<b>Friday, September 6, 2024</b>
Finance Comm	<b>Finance Committee Meeting #1 on CIP</b> <i>Review of CIP Draft Document</i>	<b>Tuesday, September 10, 2024</b>
Finance Comm	<b>Finance Committee Meeting #2 on CIP</b> <i>Review of CIP Draft Document</i>	<b>Thursday, September 26, 2024</b>
Finance Comm	<b>Finance Committee Meeting</b> <i>ARPA Update</i>	<b>Tuesday, October 8, 2024</b>
Full Board	<b>Village Board - Regular Meeting: Meeting #3 on CIP</b> <i>Review of CIP Draft Document</i>	<b>Tuesday, October 15, 2024</b>
	<b>FY25 Staff Requested Operating Budget to Board</b>	<b>Friday, October 18, 2024</b>
Finance Comm	<b>Finance Committee Meeting</b> <i>Review of Operating Budget - Department Presentations</i>	<b>Tuesday, October 29, 2024</b>
Finance Comm	<b>Finance Committee Meeting</b> <i>Review of Operating Budget - Department Presentations</i>	<b>Monday, November 4, 2024</b>
Full Board	<b>Village Board - Regular Meeting: Adoption of CIP Document</b>	<b>Tuesday, November 12, 2024</b>
	<b>Notice of Truth in Taxation Hearing appears in Wed Journal</b>	<b>Wednesday, November 13, 2024</b>
	<b>Notice of Budget Public Hearing appears in Wed Journal</b>	<b>Wednesday, November 13, 2024</b>
	<b>FY25 Proposed Operating Budget to Board</b>	<b>Thursday, November 14, 2024</b>
Full Board	<b>Village Board - Regular Meeting: Truth in Taxation Hearing</b>	<b>Tuesday, November 19, 2024</b>
Full Board	<b>Village Board - Regular Meeting</b> <i>Full Board Budget Review</i>	<b>Tuesday, November 19, 2024</b>
Full Board	<b>Village Board - Regular Meeting: Proposed Budget Public Hearing</b> <i>Full Board Budget Review</i>	<b>Thursday, November 21, 2024</b>
Special Board	<b>Village Board - Regular Meeting</b> <i>Full Board Budget Review</i>	<b>Thursday, November 21, 2024</b>
Special Board	<b>Village Board - Special Meeting (Tentative - if needed)</b>	<b>Monday, November 25, 2024</b>
Full Board	<b>Village Board - Regular Meeting: Adoption of Budget/Levies/Abatements</b>	<b>Tuesday, December 3, 2024</b>

## Introduction

### The Budget Adoption Process

The process for adoption and amendment of the Village of Oak Park budget, along with a calendar of the major dates and activities related to the development of the Village of Oak Park Budget is outlined in this section. Chapter 2 of the Village of Oak Park's Municipal Code establishes the foundation for the Municipal Budget. Excerpts from Chapter 2 follow:

- The Village's fiscal year is January 1 - December 31.
- The Board of Trustees must adopt the annual budget prior to the start of the Fiscal Year and passage of the annual budget shall be in lieu of passage of the appropriation ordinance.
- On or before the Village Board of Trustees' first regular meeting in November of each year, the Village Manager shall submit to the Board of Trustees an annual Municipal budget which contains estimates of revenues together with recommended expenditures in conformity with good fiscal management practice.
- The recommended budget presented by the Village Manager shall show the specific fund from which anticipated expenditures are charged.
- The annual budget may contain funds set aside for contingency purposes not to exceed ten percent (10%) of the total budget, commonly referred to as the Working Cash Fund.
- At least one public hearing shall be held by the Board of Trustees on the tentative annual budget prior to final action by the Board of Trustees. Copies of the tentative annual budget shall be made available for public inspection for at least ten (10) days prior to the hearing. After said hearing, the tentative budget may be further revised and passed without further notice, inspection or hearing.

### The Budget Amendment Process

Annually, following adoption of the Budget, it may be necessary for the Village Board to consider amendments to the Adopted Budget in response to unforeseen issues as follow:

- **§2-6-5 (F) Revision of Annual Budget:** The Municipal Budget Officer, subject to approval by the Village Manager, may delete, add to, or change items within object classes, provided the budget for the object class is not increased.
- The Municipal Budget Officer, subject to approval by the Village Manager, may delete, add to, or change items, up to an amount of three thousand dollars (\$3,000) between object classes, provided the total fund budget is not increased and the annual aggregate of such transfers does not exceed one percent (1%) of the total fund budget.
- The corporate authorities, by a vote of two-thirds ( $\frac{2}{3}$ ) of the members then holding office, shall have the authority to revise the budget by transferring monies from one fund to another or adding to any fund. No revision of the annual budget shall be made increasing the budget



in the event monies are not available to do so. (Ord. 1989-0-52, 7-5-89).

- Budget amendments will be compiled and submitted to the Board of Trustees for consideration in the month subsequent to each quarter end with the exception of the fourth quarter. Therefore, it is anticipated that a budget amendment will be included in Board agenda in the following months:
  - April (for quarter ended 3/31)
  - July (for quarter ended 6/30)
  - October (for quarter ended 9/30)
  - December (to adjust budget based on final year end projections)
- Should a requested budget amendment increase an account without an offsetting decrease in a different account, adequate revenue and/or reserves are required for an amended appropriated amount.

*(The remainder of this page has been intentionally left blank.)*

## Financial Policies Summary

The following is a summary of the Village of Oak Park's financial policies related to the following areas:

- Accounting and Budgeting Methods
- Balanced Budget
- Fund Balance
- Debt Limits
- Purchasing Practices
- Investment Practices

**Accounting and Budgeting Methods** – The accounting and budgeting records for general governmental operations are maintained on the modified accrual basis of accounting. Under this method, revenues are recorded when available and measurable and expenditures are recorded when materials or services are received and the liability is incurred. Accounting and budgeting records for the Village's enterprise funds, internal services funds and pension trust funds are maintained on the accrual basis of accounting.

**Balanced Budget** – A balanced budget is defined as a Fund in which annual budgeted revenues either meet or exceed annual budgeted expenditures or expenses, without the necessity of utilizing reserves or fund balance as a revenue source.

**Fund Balance Policy** – Appropriate fund balance levels are necessary to respond to unexpected emergencies and annual cash flow requirements. For the General Fund, the objective is to have an on-hand unreserved fund balance between 10% and 20% of the current year's estimated operating expenditures. Since unreserved fund balance is often comprised of non-cash amounts, it is furthermore the goal that cash and investment comprise no less than 60% of the targeted unreserved fund balance under this policy. Thus, it is the policy that total General Fund cash and investment balances be in the range of 6% and 12% of annual operating expenditures. For example, if the General Fund has annual budgeted expenditures of \$50 million, the goal would be for the General Fund to have a net (after offsetting inter-fund receivables/payables) \$3 million to \$6 million in cash/investments.

**Debt Limit Policy** – Under the 1970 Illinois Constitution, there is no legal limit for home rule municipalities, of which Oak Park is, except as set by the General Assembly. Reasonable rules of financial management, however, do offer some guidance which is subject to Village Board policy. The Village does not currently have any formula driven debt limit, but looks to the market to determine its credit worthiness which, in part, takes various measures of debt into account.

**Purchasing Policy (subject to change pursuant to adoption of new policy)** – When the total cost of any contract made for supplies, equipment, repair work or personal services exceeds \$25,000, or the total cost of making any public improvement exceeds \$10,000, the expenditure must be authorized by the Board of Trustees.

**Additional policies on the bidding process** – When the total cost of a public work or improvement is expected to exceed \$10,000, or when the total cost of any supplies, equipment or repair work is expected to exceed \$25,000, a call for bids is to be formally advertised. Bidding in all instances may

be waived by a two-thirds vote of the Board of Trustees. In cases of urgently needed material or urgent repairs involving labor and material, repairs and material may be obtained through negotiated contract without formal advertising with the approval of the Village Manager, when it is in the best interest of the Village and when it is not practical to convene a meeting of the Board of Trustees. Negotiated purchases without formal advertising may be approved by the Board of Trustees when it is impractical to secure competition, impossible to draft adequate specifications or any other adequately detailed description of the required property or services, or when the contemplated contract involves maintenance, repair, alteration or inspection and the exact nature or amount of work to be done is not known. However, staff shall first obtain in writing, whenever possible, at least three informal bids for the work whenever possible.

## **Investment Policy**

**Pooling of Funds** – Except in certain restricted and special funds, the Village of Oak Park will consolidate cash balances from all funds to maximize investment earnings. Investment income will be allocated to the various funds based on their respective participation and in accordance with generally accepted accounting principles.

**Safety of Principal** – Investments shall be undertaken in a manner that seeks to ensure the preservation of capital in the overall portfolio. The objective will be to mitigate credit risk and interest rate risk.

**Liquidity** – The investment portfolio shall remain sufficiently liquid to meet all operating requirements that may be reasonably anticipated. This is accomplished by structuring the portfolio so that securities mature concurrent with cash needs (static liquidity). Furthermore, since all possible cash demands cannot be anticipated, the portfolio should consist of securities with active secondary or resale markets (dynamic liquidity). A portion of the portfolio may be placed in money market mutual funds or local government investment pools that offer the same-day liquidity as for short-term funds.

**Rate of Return** – The investment portfolio shall be designed with the objective of attaining a market rate of return throughout budgetary and economic cycles, taking into Investment risk constraints and liquidity needs. Return on investment is of least importance compared to the safety and liquidity objectives. The core of investments is limited to relatively low-risk securities in anticipation of earning a fair return relative to the risk being assumed. Securities shall not be sold prior to maturity with the following exceptions:

- Declining credit security could be sold early to minimize loss of principal
- Security swap would improve the quality, yield or target duration in the portfolio
- Liquidity needs of the portfolio require that the security be sold.

Consistent with Illinois Compiled Statutes 23 5/2, the following investments will be permitted by this policy:

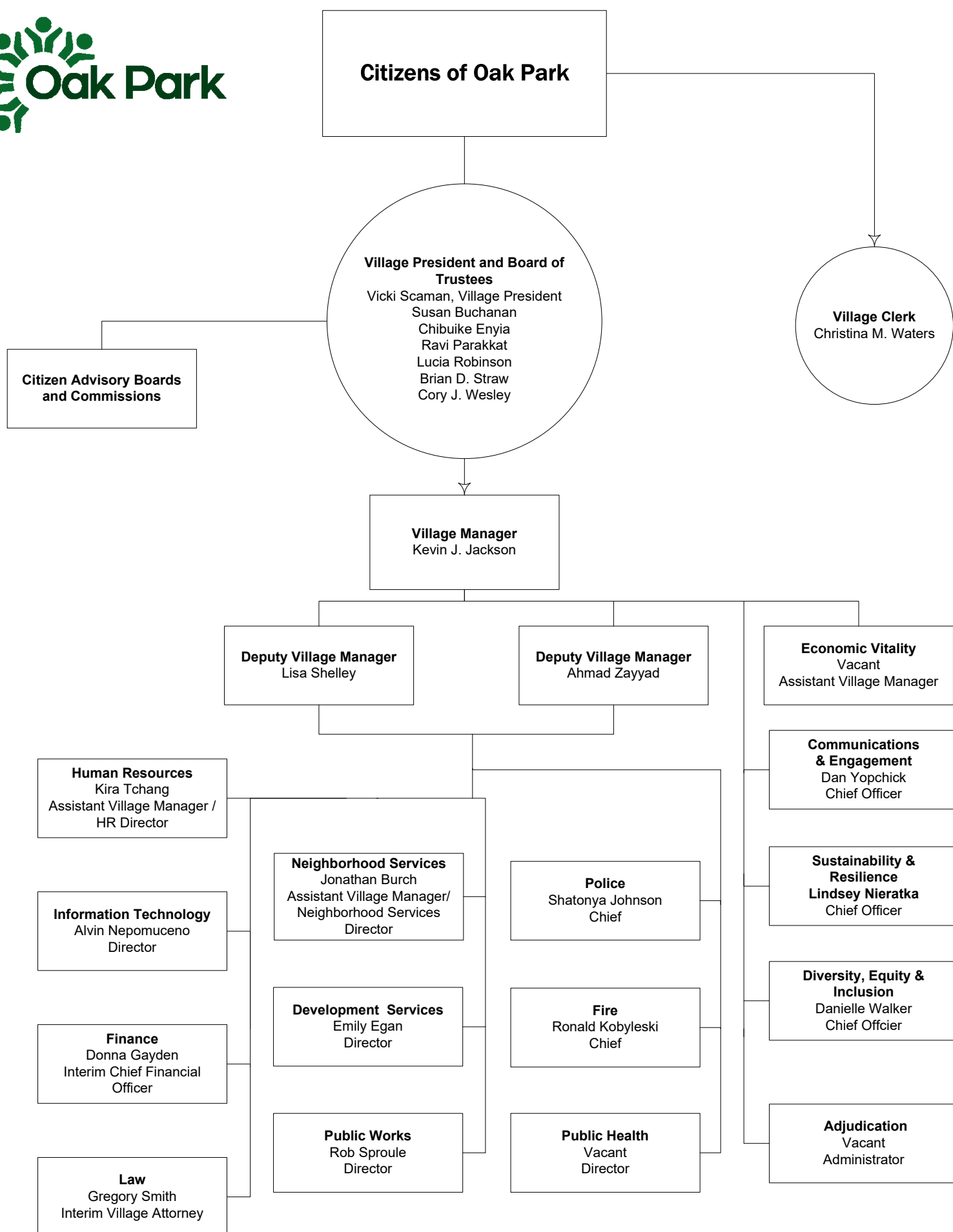
- U.S. Government obligations, U.S. Government agency obligations and U.S. Government instrumentality obligations, which have a liquid market and a readily determinable market value

- Investment-grade obligations of state, provincial and local governments and public authorities
- Certificates of deposits and other evidences of deposit at financial institutions, bankers' acceptances and commercial paper, rated in the highest tier by a nationally recognized rating agency
- Money market mutual funds regulated by the SEC and whose portfolios consist only of domestic securities
- Local government investment pools, either state-administered or through joint powers, statutes or other intergovernmental agreement legislation.

In accordance with Illinois Compiled Statutes, collateralization of Public Deposits will be required on non-negotiable certificates of deposits.

- The Village of Oak Park will limit maximum final stated maturities to five (5) years unless specific authority is given to exceed or the investment is matched to a specific cash flow. To the extent possible, the Village will attempt to match its investments with anticipated cash flow requirements.
- Reserve funds and other funds with longer-term investment horizons may be invested in securities exceeding five (5) years if the maturity of such investments is made to coincide with the expected use of funds.

*(The remainder of this page has been intentionally left blank.)*



---

# Vision, Values & Guiding Principles

## VISION STATEMENT

---

The Village of Oak Park is a highly desirable place to live and visit because of our people, our shared values, our culture and our location.

We have a strong sense of responsibility to embrace our historic past and support our thriving present as a diverse, welcoming, inclusive and integrated community.

Oak Park is a leader in transformational thought and action committed to making brave decisions that are racially and environmentally just and create a safe, equitable, affordable and vibrant future.

## VILLAGE BOARD CORE VALUES & GUIDING PRINCIPLES

---

- We are Community-Centered in Our Thinking
- We are Fiscally Responsible with Our Public Resources
- We Build Trust through Respectful Dialogue and Board Actions
- We are Transparent and Accountable to the Community
- We Engage and Collaborate with the Community and Partners
- We are Focused on Equity, Innovation and Sustainability





## 1 Community Affordability

**Priority 1:** Remove Economic Barriers

**Priority 2:** Limit the Tax Levy per a Finance Policy

**Priority 3:** Pursue Governmental Partnerships



## 2 Community Health & Safety

**Priority 1:** Reduce Crime

**Priority 2:** Explore Alternatives for Youth Engagement

**Priority 3:** Implement BerryDunn Report Recommendations

**Priority 4:** Provide for the Safe Use and Enjoyment of Private and Public Property

**Priority 5:** Provide for Safe Mobility

**Priority 6:** Ensure Healthy Work Environments for Village Workers



## 3 Racial Equity

**Priority 1:** Ensure Equitable Access to Government Services and Contracts

**Priority 2:** Assess and Address Historical Lack of Equity

**Priority 3:** Support Integration and Diverse Community Entry Points

**Priority 4:** Enhance Cultural Competency



## 4 Vibrant, Diverse, Connected Neighborhoods

**Priority 1:** Support Sustainable Advancement of Affordable Housing

**Priority 2:** Support Strategies Related to Parking & Mobility

**Priority 3:** Create Opportunities for Neighborhood & Community Engagement

**Priority 4:** Infrastructure that Promotes Sustainable Transportation

**Priority 5:** Emphasis on Relationship Between Neighborhoods and Business Districts

**Priority 6:** Rapid Response Support for Unhoused Residents



## 5 Sustainability & Resiliency

**Priority 1:** Implement Climate Action Plan

**Priority 2:** Reporting on Plan Progress

**Priority 3:** Resident Engagement and Education

**Priority 4:** Maintain Viable Sustainability Fund



## 6 Economic Vitality

**Priority 1:** Update the Village's Formal Economic Vitality Strategy

**Priority 2:** Support New and Existing Small Businesses and Districts

Village of Oak Park  
Economic Incentive Summary  
Fiscal Year 2025

<u>Payee</u>	<u>Incentive Description</u>	<u>Fund</u>	<u>FY23 Actual Expense</u>	<u>FY24 Budgeted Expense</u>	<u>FY25 Proposed Expense</u>	<u>GL#</u>
Gugly	Years 1-4, 100% of municipal sales (1% ROT and 1% HR Sales) and 3% local liquor tax to developer; Years 5-7, 50% of municipal sales and local liquor tax to developer. Incentive capped at \$50K/year.	General	16,000	12,000	12,000	1001.46260.101.530649
Clark Street RDA	Annual \$200K sales tax revenue base to VOP. Sales tax revenue (1% ROT and 1% HR) above \$200K for calendar year 100% allocated to developer. Incentive capped at a cumulative \$750K	General	50,000	50,000	50,000	1001.46260.101.530649
TOTAL			<u>66,000</u>	<u>62,000</u>	<u>62,000</u>	

*(The remainder of this page has been intentionally left blank.)*



Village of Oak Park  
Partner Agency (Non-Profit) Funding Summary  
FY2025

<u>Agency Name</u>	<u>GL Account</u>	<u>Actual FY18</u>	<u>Actual FY19</u>	<u>Actual FY20</u>	<u>Actual FY21</u>	<u>Actual FY22</u>	<u>Actual FY23</u>	<u>Budget FY24</u>	<u>Budget FY25</u>
Oak Park Regional Housing Center- Programatic Subsidy	1001.46206.240.585652	425,000	391,382	300,000	300,000	298,882	176,250	-	-
Oak Park Regional Housing Center- Programatic Subsidy	1001.46211.240.585652	-	-	-	-	-	-	-	-
Oak Park Regional Housing Center- CDBG Funding	2083.46201.101.583608	86,609	104,665	115,415	90,438	85,651	14,342	-	-
Oak Park Regional Housing Center- CDBG Funding	2083.46201.101.583660	56,569	75,305	75,508	63,736	41,934	2,364	-	-
<b>SUBTOTAL</b>		<b>568,178</b>	<b>571,352</b>	<b>490,923</b>	<b>454,174</b>	<b>426,467</b>	<b>192,956</b>	<b>-</b>	<b>-</b>
Oak Park Residence Corporation- Programatic Subsidy	1001.46206.280.585652	35,000	38,750	63,750	35,000	42,500	42,500	-	-
Oak Park Residence Corporation- Programatic Subsidy	1001.46211.280.585652	-	-	-	-	-	-	42,500	42,500
Oak Park Housing Authority- Programatic Subsidy (Affordable Housing)	2077.46260.101.583670	-	-	-	-	35,000	35,000	35,000	-
Oak Park Housing Authority- Programatic Subsidy (Affordable Housing)	1001.46260.101.583670	-	-	-	35,000	-	-	-	-
Oak Park Housing Authority- Programatic Subsidy	1001.46211.230.585652	-	-	-	-	-	-	-	35,000
Oak Park Housing Authority- Programatic Subsidy	1001.46206.230.585652	35,000	35,000	35,000	-	-	-	-	-
Visit Oak Park- Programatic Subsidy	1001.46260.231.585652	57,500	57,500	-	-	-	-	-	-
Visit Oak Park- Hotel Motel Tax Revenues	1001.46260.231.585652	155,000	155,000	72,003	155,000	175,000	175,000	209,042	209,042
<b>SUBTOTAL</b>		<b>212,500</b>	<b>212,500</b>	<b>72,003</b>	<b>155,000</b>	<b>175,000</b>	<b>175,000</b>	<b>209,042</b>	<b>209,042</b>
Oak Park River Forest Chamber of Commerce	1001.46205.101.530667	100,000	-	-	-	-	-	-	-
Oak Park Arts Council- Programatic Subsidy Oper Support	1001.46260.233.585652	75,428	82,000	82,000	61,500	92,000	97,000	108,000	123,000
Oak Park Arts Council- Programatic Subsidy Art Funding	1001.46260.233.585652	25,000	25,000	32,000	30,000	30,000	30,000	25,000	25,000
Oak Park Arts Council- Programatic Subsidy Off the Wall	1001.46260.233.585652	32,500	35,000	-	32,500	32,500	50,000	50,000	50,000
Oak Park Arts Council- Public Art Support	1001.46260.233.585652	65,000	70,000	50,000	21,300	40,000	90,000	80,000	80,000
<b>SUBTOTAL</b>		<b>197,928</b>	<b>212,000</b>	<b>164,000</b>	<b>145,300</b>	<b>194,500</b>	<b>267,000</b>	<b>263,000</b>	<b>278,000</b>
Oak Park Economic Development- Programatic Subsidy	1001.46260.232.585652	670,786	571,500	571,500	492,373	555,409	393,700	-	-
Downtown Oak Park	2081.41300.101.530667	700,000	725,000	725,000	700,000	725,000	700,000	725,000	725,000
<b>TOTAL ALL OUTSIDE PARTNER AGENCY SUPPORT</b>		<b>2,519,392</b>	<b>2,366,102</b>	<b>2,122,176</b>	<b>2,016,847</b>	<b>2,153,876</b>	<b>1,806,156</b>	<b>1,274,542</b>	<b>1,289,542</b>

Village of Oak Park  
Net Revenues- All Funds  
Excludes Interfund Transfers-In

			Fiscal Year 2025	Less	Fiscal Year 2025
Fund	Fund	Fund	Revenues	Interfund	Revenues
<u>Name</u>	<u>Type</u>	<u>#</u>	<u>Gross</u>	<u>Xfers-In</u>	<u>Net</u>
General Fund	General	1001	114,695,709	(38,376,353)	76,319,356
Affordable Housing	Special Revenue	2077	-	-	-
American Rescue Plan Grant	Special Revenue	2078	-	-	-
Bullet Proof Vest Grant	Special Revenue	2200	8,000	-	8,000
Community Dev Block Grant	Special Revenue	2083	2,226,282	-	2,226,282
Community Dev Loan	Special Revenue	2020	-	-	-
Cook County Lead Hazard Grant	Special Revenue	2079	-	-	-
Earth Fest	Special Revenue	5057	-	-	-
Emergency Solutions Grant	Special Revenue	2080	-	-	-
Farmers Market	Special Revenue	2027	27,000	-	27,000
Federal RICO	Special Revenue	2024	85,250	-	85,250
Foreign Fire Insurance	Special Revenue	2014	160,250	-	160,250
Health Grants	Special Revenue	Var	602,120	-	602,120
IL Dept of Transportation Grant	Special Revenue	2230	-	-	-
Madison St. TIF	Special Revenue	2072	-	-	-
Motor Fuel Tax	Special Revenue	2038	2,115,000	-	2,115,000
Section 108 Loan Fund	Special Revenue	2088	-	-	-
SSA#1	Special Revenue	2081	776,500	-	776,500
SSA#7	Special Revenue	2090	-	-	-
SSA#8	Special Revenue	2092	-	-	-
State RICO	Special Revenue	2021	10,200	-	10,200
Sustainability Fund	Special Revenue	2310	870,000	(150,000)	720,000
Police JAG Grant	Special Revenue	2219	13,646	-	13,646
Tobacco Enforcement Program Grant	Special Revenue	2220	-	-	-
Travel, Training & Wellness	Special Revenue	1050	45,000	-	45,000
Building Improvement Fund	Capital Improvement	3012	2,100,000	(2,100,000)	-
Equipment Replacement Fund	Capital Improvement	3029	-	-	-
Fleet Replacement Fund	Capital Improvement	3032	1,600,000	(1,600,000)	-
Rebuild Illinois Bonds	Capital Improvement	3040	-	-	-
General Improvement Fund	Capital Improvement	3095	42,607,207	(6,347,844)	36,259,363
Environmental Services Fund	Enterprise	5055	5,043,000	-	5,043,000
Parking Fund	Enterprise	5060	8,731,500	(869,820)	7,861,680
Water/Sewer Fund	Enterprise	5040	20,250,000	-	20,250,000
Debt Service Fund	Internal Service	4025	6,371,723	(850,000)	5,521,723
Health Insurance Fund	Internal Service	6028	9,980,880	-	9,980,880
Self Insured Retention Fund	Internal Service	6026	3,200,000	(3,200,000)	-
Firefighters' Pension Fund	Fiduciary	7023	9,488,643	-	9,488,643
Police Pension Fund	Fiduciary	7022	11,189,547	-	11,189,547
			<u>242,197,457</u>	<u>(53,494,017)</u>	<u>188,703,440</u>

Village of Oak Park  
Net Expenditures/Expenses- All Funds  
Excludes Interfund Transfers-Out

			Fiscal Year 2025	Plus	Fiscal Year 2025	
	Fund	Fund	Expenditures	Interfund	Expenditures	
	<u>Name</u>	<u>Type</u>	<u>#</u>	<u>Gross</u>	<u>Xfers Out</u>	<u>Net</u>
General Fund	General	1001	(114,695,709)	35,834,959	(78,860,750)	
Affordable Housing	Special Revenue	2077	-		-	
American Rescue Plan Grant	Special Revenue	2078	-	-	-	
Bullet Proof Vest Grant	Special Revenue	2200	(8,000)	-	(8,000)	
Community Dev Block Grant	Special Revenue	2083	(2,174,336)	-	(2,174,336)	
Community Dev Loan	Special Revenue	2020	(176,000)	-	(176,000)	
Cook County Lead Hazard Grant	Special Revenue	2079	-	-	-	
Earth Fest	Special Revenue	5057	(6,000)	-	(6,000)	
Emergency Solutions Grant	Special Revenue	2080	-	-	-	
Farmers Market	Special Revenue	2027	(134,501)	-	(134,501)	
Federal RICO	Special Revenue	2024	(200,000)	150,000	(50,000)	
Foreign Fire Insurance	Special Revenue	2014	(161,200)	-	(161,200)	
Health Grants	Special Revenue	Var	(534,171)	-	(534,171)	
IL Dept. of Transportation Grant	Special Revenue	2230	-	-	-	
Madison St. TIF	Special Revenue	2072	(287,329)	-	(287,329)	
Motor Fuel Tax	Special Revenue	2038	(1,951,680)	-	(1,951,680)	
Rebuild Illinois Bonds	Special Revenue	3040	-	-	-	
Section 108 Loan Fund	Special Revenue	2088	-	-	-	
SSA#1	Special Revenue	2081	(726,000)	-	(726,000)	
SSA#7	Special Revenue	2090	-	-	-	
SSA#8	Special Revenue	2092	-	-	-	
State RICO	Special Revenue	2021	(10,000)	-	(10,000)	
Sustainability Fund	Special Revenue	2310	(2,008,515)	-	(2,008,515)	
Police JAG Grant	Special Revenue	2219	(13,646)		(13,646)	
Tobacco Enforcement Program Grant	Special Revenue	2220	-	-	-	
Travel, Training & Wellness	Special Revenue	1050	(54,000)	-	(54,000)	
Building Improvement Fund	Capital Improvement	3012	(4,435,500)	-	(4,435,500)	
Equipment Replacement Fund	Capital Improvement	3029	(1,139,261)	-	(1,139,261)	
Fleet Replacement Fund	Capital Improvement	3032	(2,178,658)	-	(2,178,658)	
General Improvement Fund	Capital Improvement	3095	(41,492,058)	3,550,000	(37,942,058)	
Environmental Services Fund	Enterprise	5055	(5,186,339)	500,000	(4,686,339)	
Parking Fund	Enterprise	5060	(9,132,150)	600,000	(8,532,150)	
Water/Sewer Fund	Enterprise	5040	(23,751,553)	600,000	(23,151,553)	
Debt Service Fund	Internal Service	4025	(6,657,720)	-	(6,657,720)	
Health Insurance Fund	Internal Service	6028	(9,333,444)	-	(9,333,444)	
Self Insured Retention Fund	Internal Service	6026	(2,905,623)	-	(2,905,623)	
Firefighters' Pension Fund	Fiduciary	7023	(7,825,000)	-	(7,825,000)	
Police Pension Fund	Fiduciary	7022	(10,550,000)	-	(10,550,000)	
			(247,728,393)	41,234,959	(206,493,434)	

Village of Oak Park  
Property Tax Levy Comparison  
FY24 (Tax Year 2023) to FY25 (Tax Year 2024)

		<b>FISCAL YEAR 2024 ADOPTED BUDGET</b>			<b>FISCAL YEAR 2025 PROPOSED BUDGET</b>		
	<u>Agency #</u>	<u>Tax Year 2023 Levy</u>	<u>Tax Year 2023 Loss</u>	<u>Tax Year 2023 Total Levy</u>	<u>Tax Year 2024 Levy</u>	<u>Tax Year 2024 Loss</u>	<u>Tax Year 2024 Total Levy</u>
Corporate	03-0920-000	18,529,522	555,886	19,085,408	18,327,935	549,838	18,877,773
Debt Service	03-0920-000	4,768,332	238,417	5,006,749	5,432,414	271,621	5,704,035
Police Pension	03-0920-000	7,344,715	220,341	7,565,056	7,639,547	229,186	7,868,733
Fire Pension	03-0920-000	6,456,313	193,689	6,650,002	6,813,643	204,409	7,018,052
SUBTOTAL		37,098,882	1,208,333	38,307,215	38,213,539	1,255,054	39,468,593
Year to Year Increase (Decrease)					3.0%		3.0%
SSA#1	03-0920-100	<u>775,000</u>	<u>23,250</u>	<u>798,250</u>	<u>775,000</u>	<u>23,250</u>	<u>798,250</u>
TOTAL ALL		<u>37,873,882</u>	<u>1,231,583</u>	<u>39,105,465</u>	<u>38,988,539</u>	<u>1,278,304</u>	<u>40,266,843</u>

*(The remainder of this page has been intentionally left blank.)*

Village of Oak Park  
All Funds Summary  
Fiscal Year 2025 Revenues, Expenses, and Projected Fund Balance

Fund	Fund	Fund	Original	Original	Original	Amended	Amended	Amended	Proposed	Proposed	Proposed
Name	Type	#	2024 Budget	2024 Budget	2024 Budget	2024 Budget	2024 Budget	2024 Budget	2025 Budget	2025 Budget	2025 Budget
			Revenues	Expenses	Net	Revenues	Expenses	Net	Revenues	Expenses	Net
General Fund	General	1001	82,194,660	(86,680,810)	(4,486,150)	82,194,660	(86,680,810)	(4,486,150)	114,695,709	(114,695,709)	-
Affordable Housing	Special Revenue	2077	-	(1,167,597)	(1,167,597)	-	(1,167,597)	(1,167,597)	-	-	-
American Rescue Plan Grant	Special Revenue	2078	100,000	(8,874,854)	(8,774,854)	100,000	(9,537,051)	(9,437,051)	-	-	-
Bullet Proof Vest Grant	Special Revenue	2200	8,000	(8,000)	-	8,000	(8,000)	-	8,000	(8,000)	-
Community Dev Block Grant	Special Revenue	2083	2,996,214	(2,573,275)	422,939	2,996,214	(2,573,275)	422,939	2,226,282	(2,174,336)	51,946
Community Dev Loan	Special Revenue	2020	1,000	(176,200)	(175,200)	1,000	(176,200)	(175,200)	-	(176,000)	(176,000)
Cook County Lead Hazard Grant	Special Revenue	2079	100,000	(100,000)	-	100,000	(100,000)	-	-	-	-
Earth Fest	Special Revenue	5057	-	(7,000)	(7,000)	-	(7,000)	(7,000)	-	(6,000)	(6,000)
Emergency Solutions Grant	Special Revenue	2080	-	-	-	-	-	-	-	-	-
Farmers Market	Special Revenue	2027	24,500	(115,163)	(90,663)	24,500	(115,163)	(90,663)	27,000	(134,501)	(107,501)
Federal RICO	Special Revenue	2024	110,500	(150,000)	(39,500)	110,500	(150,000)	(39,500)	85,250	(200,000)	(114,750)
Foreign Fire Insurance	Special Revenue	2014	140,500	(123,400)	17,100	140,500	(123,400)	17,100	160,250	(161,200)	(950)
Health Grants	Special Revenue	Var	511,253	(548,776)	(37,523)	511,253	(569,968)	(58,715)	602,120	(534,171)	67,949
IL Dept. of Transportation Grant	Special Revenue	2230	20,000	(20,000)	-	20,000	(20,000)	-	-	-	-
Madison St. TIF	Special Revenue	2072	-	(15,764)	(15,764)	-	(1,137,329)	(1,137,329)	-	(287,329)	(287,329)
Motor Fuel Tax	Special Revenue	2038	2,220,000	(2,874,080)	(654,080)	2,220,000	(3,940,303)	(1,720,303)	2,115,000	(1,951,680)	163,320
Rebuild Illinois Bonds	Special Revenue	3040	-	(693,995)	(693,995)	-	(1,120,913)	(1,120,913)	-	-	-
Section 108 Loan Fund	Special Revenue	2088	-	-	-	-	-	-	-	-	-
SSA#1	Special Revenue	2081	776,500	(726,000)	50,500	776,500	(726,000)	50,500	776,500	(726,000)	50,500
SSA#7	Special Revenue	2090	-	-	-	-	-	-	-	-	-
SSA#8	Special Revenue	2092	-	-	-	-	-	-	-	-	-
State RICO	Special Revenue	2021	10,200	(10,000)	200	10,200	(10,000)	200	10,200	(10,000)	200
Sustainability Fund	Special Revenue	2310	356,000	(1,211,395)	(855,395)	356,000	(1,347,892)	(991,892)	870,000	(2,008,515)	(1,138,515)
Police JAG Grant Fund	Special Revenue	2219	13,646	(13,646)	-	13,646	(13,646)	-	15,000	(15,000)	-
Tobacco Enforcement Program Grant	Special Revenue	2220	3,000	(3,000)	-	3,000	(3,000)	-	-	-	-
Travel, Training & Wellness	Special Revenue	1050	40,000	(54,000)	(14,000)	40,000	(54,000)	(14,000)	45,000	(54,000)	(9,000)
Building Improvement Fund	Capital Improvement	3012	2,100,000	(2,832,885)	(732,885)	2,100,000	(3,225,717)	(1,125,717)	2,100,000	(4,435,500)	(2,335,500)
Equipment Replacement Fund	Capital Improvement	3029	-	(793,761)	(793,761)	-	(960,953)	(960,953)	-	(1,139,261)	(1,139,261)
Fleet Replacement Fund	Capital Improvement	3032	1,600,000	(1,261,658)	338,342	1,600,000	(3,326,958)	(1,726,958)	1,600,000	(2,178,658)	(578,658)
General Improvement Fund	Capital Improvement	3095	15,450,719	(20,777,188)	(5,326,469)	15,450,719	(25,730,302)	(10,279,583)	42,607,207	(41,492,058)	1,115,149
Environmental Services Fund	Enterprise	5055	4,810,000	(4,866,037)	(56,037)	4,810,000	(4,866,037)	(56,037)	5,043,000	(5,186,339)	(143,339)
Parking Fund	Enterprise	5060	7,531,320	(9,306,220)	(1,774,900)	7,531,320	(9,324,827)	(1,793,507)	8,731,500	(9,132,150)	(400,650)
Water/Sewer Fund	Enterprise	5040	18,973,000	(27,233,005)	(8,260,005)	18,973,000	(31,484,950)	(12,511,950)	20,250,000	(23,751,553)	(3,501,553)
Debt Service Fund	Internal Service	4025	5,619,332	(5,796,785)	(177,454)	5,619,332	(5,796,784)	(177,452)	6,371,723	(6,657,720)	(285,997)
Health Insurance Fund	Internal Service	6028	9,506,600	(9,024,362)	482,238	9,506,600	(9,024,362)	482,238	9,980,880	(9,333,444)	647,436
Self Insured Retention Fund	Internal Service	6026	3,200,000	(2,788,819)	411,181	3,200,000	(2,788,819)	411,181	3,200,000	(2,905,623)	294,377
Firefighters' Pension Fund	Fiduciary	7023	9,131,313	(7,825,000)	1,306,313	9,131,313	(7,825,000)	1,306,313	9,488,643	(7,825,000)	1,663,643
Police Pension Fund	Fiduciary	7022	10,894,715	(10,550,000)	344,715	10,894,715	(10,550,000)	344,715	11,189,547	(10,550,000)	639,547
			<u>178,442,972</u>	<u>(209,202,675)</u>	<u>(30,759,703)</u>	<u>178,442,972</u>	<u>(224,486,256)</u>	<u>(46,043,284)</u>	<u>242,198,811</u>	<u>(247,729,747)</u>	<u>(5,530,936)</u>

## GENERAL FUND REVENUES

General Fund Revenues are the taxes, fees, and charges that the Village assesses to provide services to its citizens. Such revenues are comprised of the following broad revenue categories:

- Tax revenues (e.g.- property taxes)
- Licenses, permits, and fees (e.g.- business licenses)
- Charges for services (e.g.- police reports)
- Grants
- Fines (e.g.- parking tickets)
- Other financing sources (transfer of resources from other funds)

The following table presents a summary of the Village's major General Fund taxes and revenues:

<b><u>General Fund Revenues</u></b>	<b><u>Description</u></b>
<b>Property Taxes</b>	Property tax revenues are the proceeds that the Village receives from assessing taxes on residential and commercial properties within the Village. Each year, the Village Board adopts a fixed levy that is used to fund operations, debt service, and Village contributions into the Police and Fire Pension funds. In order to collect the necessary amount, the County extends the levy by a set percentage beyond the Village's request to account for any potential loss in collections. This additional "loss" percentage varies from 3.0% -5.0%
<b>Liquor Taxes</b>	Liquor Tax Revenues are the revenues that the Village charges to vendors that sell liquor within the Village. The current Liquor Tax rate is 3% of the liquor purchase price. This is a locally administered tax.
<b>Natural Gas Use Tax</b>	The Natural Gas Use Tax is a tax that the Village charges to customers who purchase natural gas from outside the State of Illinois and assessed at 5.0 cents per therm. This tax is collected and remitted by NICOR.
<b>Sales Taxes</b>	<p>In the State of Illinois, there is a base 6.25% Sales Tax on general merchandise. It is administered and collected by the Illinois Department of Revenue. One percent (1%) of this Sales Tax is distributed to the municipality where the sale occurred. This tax, officially referred to as the Retailer's Occupation Tax (ROT) is captured in the Village's General Fund and is used to support general Village operations.</p> <p>The Village also imposes a 1% Home Rule Occupation Tax (HROT). While approved locally, this tax is also administered and collected at the state level. This tax is dedicated to the Capital Improvement Project (CIP) Fund. Pursuant to State law, the HROT tax is not assessed on qualifying food, drugs, or registered property purchases (vehicles).</p>

<b>Real Estate Transfer Tax</b>	The Real Estate Transfer Tax (RETT) is a tax on the seller of property within the Village. The tax is assessed at \$8 for every \$1,000 of the sale or “transfer” price, or .08%. For example, on the sale of a \$500,000 home, the seller would pay a RETT of \$4,000.
<b>Utility Taxes</b>	The Electricity Tax and the Natural Gas Tax. Both taxes are assessed based upon user consumption within the Village. The Electricity Tax is based on the number of kilowatt hours (kwh) consumed. The actual rate varies from a low of \$0.00202/kwh to a high of \$0.0033/kwh, based on usage. The Natural Gas Tax is assessed on natural gas purchased within State lines at a rate of 5.0%.
<b>Licenses and Permits</b>	The Village charges fees to individuals, businesses and other entities to acquire authorization and permission to conduct certain activities within the Village. These authorizations and permissions are extended in the form of licenses and permits. For example, the Village charges business licensing fees for entities that wish to conduct business within the Village. Individuals that wish to park in public spaces within the Village must acquire a parking permit.
<b>Intergovernmental Revenues</b>	Intergovernmental revenues are revenues that the Village receives from other government entities. Apart from other grants, the revenues that the Village receives from this revenue stream are primarily from the State of Illinois. Intergovernmental revenues typically take the form of grants, entitlements, shared revenues, or payments in lieu of taxes.
<b>Charges for Services</b>	The Village provides a number of services for which it charges fees directly to the service recipient. Examples of services include: drafting of police reports, ambulance services, animal adoption services, and environmental health services.
<b>Fines</b>	The Village charges fines and penalties to individuals and businesses when they become non-compliant with Village rules and regulations. Parking citations is an example of such a fine for which the Village charges a fee directly to the offender.

*(The remainder of this page has been intentionally left blank.)*

## GENERAL FUND EXPENDITURES

General Fund Expenditures are the expenditures related to the performance of direct Village services, such as police, fire, public works and housing services. General fund expenditures also relate to the performance of administrative services such as finance, human resources, and information technology. General Fund Expenditures are managed within the Village's General Fund, and are comprised of the following expenditure types:

- Personal Services (e.g.- salaries and overtime)
- Fringe Benefits (e.g.- health insurance and pension contributions)
- Materials and Supplies (e.g.- printing and office supplies)
- Contractual Services (e.g.- vendor service contracts, Telecommunications)
- Capital Outlay (e.g.- infrastructure, Fleet Management)
- Granting Activities (e.g.- funding of community services via funds allocated from another agency)
- Transfers (e.g.- transfer of resources from other Village funds)

The following table presents a summary of the Village's major General Fund Expenditures:

*(The remainder of this page has been intentionally left blank.)*



**General Fund Expenditure Types****Description****Personal Services**

Personal Service expenditures include the compensation of Village staff to perform Village services and activities. Given the labor-intensive nature of Village services, personnel and benefits expenditures typically make up the largest proportion of general fund expenditures.

**Fringe Benefits**

Fringe Benefits expenditures are the expenditures for the insurance and pension support for which the Village provides its employees. Similarly to Personal Services, Fringe Benefits typically make up a large portion of general fund expenditures.

**Materials and Supplies**

Materials and Supplies expenditures are expenditures related to maintaining administrative operations within Village departments. These expenditures include costs such as printing costs, general maintenance and upkeep, telephones services and software support.

**Contractual Services**

Contractual Services are for specialized services that are provided to the Village by independent contractors/consultants. These expenditures are tracked separately from the Village's salary and benefit resources.

**Capital Outlay**

Capital Outlay expenditures are for the maintenance of Village physical and technical infrastructure.

**Grants**

In some cases, the Village serves as a grantor of funds to local community service providers, who provide services to the community on behalf of the Village. Grants expenditures are associated with these types of activities.

**Transfers**

Transfer expenditures are the expenditures that are transferred from the General Fund to support service activities or other types of reimbursements.

Village of Oak Park  
General Fund Budget Summary  
Comparative Years 2023 - 2025

GF Department		2023	2024	2024	Year	2025	2025 Budget
		<u>Actual</u>	<u>Adopted Budget</u>	<u>Amended Budget</u>	<u>End Estimate</u>	<u>Projected Budget</u>	<u>To YE Est. % Inc (Dec)</u>
Revenues- All	Various	71,082,142	82,194,660	82,194,660	84,584,651	114,695,709	35.6%
Administrative Adjudication	41030	(542,661)	(603,575)	(603,575)	(543,234)	(605,352)	11.4%
Village Manager's Office (VMO)	41020	-	-	-	-	-	
Village Manager's Office (VMO) - Administration	41020	(2,307,452)	(1,628,610)	(1,628,610)	(1,636,861)	(2,063,673)	26.1%
Village Manager's Office (VMO) - Communications	41022	-	(829,981)	(829,981)	(764,966)	(851,902)	11.4%
Village Manager's Office (VMO) - DEI	41023	-	(695,420)	(695,420)	(548,599)	(946,842)	72.6%
Village Manager's Office (VMO) - Economic Vitality	41026	-	-	-	-	(1,612,543)	
Communications	41110	(11,832)	-	-	-	-	
Human Resources	41080	(745,363)	(970,764)	(970,764)	(924,586)	(1,041,217)	12.6%
Law	41070	(595,019)	(919,196)	(919,196)	(688,802)	(904,849)	31.4%
Community Relations	46300	(141,606)	-	-	-	-	
DS - Planning & Urban Design	46202	(427,828)	(527,726)	(527,726)	(374,724)	(1,012,755)	170.3%
DS - Neighborhood Services	46206	(979,571)	-	-	(218,381)	-	-100.0%
DS - Permit & Development	46250	(1,612,015)	(2,036,458)	(2,036,458)	(1,945,580)	(2,077,047)	6.8%
DS - Administration and Economic Vitality	46260	(1,661,704)	(1,710,839)	(1,765,779)	(1,607,998)	(2,327,859)	44.8%
Finance	41300	(4,592,098)	(10,967,177)	(10,967,177)	(11,039,595)	(37,078,309)	235.9%
Fire - Admin	42500	(6,524,984)	(7,393,468)	(7,393,468)	(7,214,003)	(7,839,420)	8.7%
Fire - Operations	42510	(11,177,071)	(11,904,393)	(11,904,393)	(11,519,668)	(12,011,695)	4.3%
Fire - EMS	42520	(32,307)	(122,550)	(128,050)	(126,000)	(276,050)	119.1%
Fire - Prev. and Investigation	42530	(3,182)	(3,900)	(3,900)	(3,500)	(3,900)	11.4%
Fire - Training and Public Ed	42540	(58,393)	(76,200)	(76,200)	(66,000)	(76,200)	15.5%
Public Health Services	44550	(958,899)	(1,166,381)	(1,166,381)	(1,505,856)	(1,383,023)	-8.2%
Information Technology	41040	(1,475,941)	(1,653,330)	(1,687,240)	(1,677,205)	(1,688,847)	0.7%
Neighborhood Services - Administration	46211	-	(824,228)	(824,228)	(330,965)	(900,910)	172.2%
Neighborhood Services - Code Compliance	46212	-	(535,506)	(535,506)	(372,310)	(570,793)	53.3%
Neighborhood Services - Neighborhood Programs	46213	-	(414,338)	(414,338)	(222,573)	(435,396)	95.6%
Neighborhood Services - Partnerships	46214	-	(251,978)	(251,978)	(30,117)	(310,476)	930.9%
Neighborhood Services - Grant Admin	46215	-	-	-	(23,915)	(1,020,570)	4167.5%
Police	42400	(24,274,354)	(28,765,037)	(28,749,546)	(24,775,422)	(29,028,616)	17.2%
DPW - Engineering	43700	(703,211)	(787,562)	(864,810)	(813,824)	(898,693)	10.4%
DPW - Administration	43710	(501,181)	(642,162)	(642,162)	(581,664)	(620,570)	6.7%
DPW - Street Lighting	43720	(186,862)	(286,250)	(286,250)	(286,250)	(304,150)	6.3%
DPW - Street Services	43740	(634,926)	(726,673)	(726,673)	(741,531)	(715,114)	-3.6%
DPW - Building Maintenance	43790	(1,289,707)	(1,660,796)	(1,660,796)	(1,417,855)	(1,697,471)	19.7%
DPW - Forestry	43800	(1,244,191)	(1,549,659)	(1,549,659)	(1,518,865)	(1,663,692)	9.5%
DPW - Fleet Operations	43900	(1,927,288)	(2,112,794)	(2,112,794)	(1,986,191)	(2,114,177)	6.4%
Village Clerk's Office	41100	(211,063)	(287,308)	(287,308)	(237,185)	(357,519)	50.7%
Village President & Board of Trustees	41010	(134,874)	(161,092)	(161,092)	(161,167)	(256,079)	58.9%
Subtotal Expenses		(64,955,583)	(82,215,351)	(82,371,458)	(75,905,392)	(114,695,709)	51.1%
Surplus/(Deficit)		<u>6,126,559</u>	<u>(20,691)</u>	<u>(176,798)</u>	<u>8,679,259</u>	<u>-</u>	

Village of Oak Park  
General Fund Budget  
Comparative Years 2022-2025

	<b>B</b>	<b>C</b>	<b>D</b>	<b>F</b>	<b>H</b>	<b>I</b>
	<b>2022 Actual</b>	<b>2023 Actual</b>	<b>2024 Adopted Budget</b>	<b>2024 Amended Budget</b>	<b>2024 Year-End Estimate</b>	<b>2025 Projected Budget</b>
<b>REVENUES</b>						
Taxes Property	32,042,435	31,648,744	32,330,550	32,330,550	32,330,550	32,982,712
Taxes Other	33,394,879	29,934,396	31,257,000	31,257,000	31,250,000	31,395,000
Licenses/Permits/Fees	3,167,714	2,374,746	2,729,775	2,729,775	1,880,770	2,263,475
Charges for Services	3,338,603	2,955,962	2,867,300	2,867,300	4,128,372	4,410,400
Grants	19,522	8,419	1,050	1,050	-	22,000
Fines	1,722,733	1,245,719	1,292,000	1,292,000	1,252,693	1,250,000
Interfund Transfer Revenue	3,066,438	-	9,055,985	9,055,985	9,055,985	38,376,353
Financing and Investment Revenue	339,406	1,641,103	1,750,000	1,750,000	3,700,000	3,047,769
Other	1,128,584	1,273,053	911,000	911,000	986,281	948,000
<b>Total Revenues</b>	<b>78,220,315</b>	<b>71,082,142</b>	<b>82,194,660</b>	<b>82,194,660</b>	<b>84,584,651</b>	<b>114,695,709</b>
<b>EXPENSES BY DEPARTMENT</b>						
Administrative Adjudication	(540,859)	(542,661)	(603,575)	(603,575)	(543,234)	(605,352)
Village Manager's Office (VMO) - Admin	(1,530,182)	(2,307,452)	(1,628,610)	(1,628,610)	(1,636,861)	(2,063,673)
Village Manager's Office (VMO) - Communications	-	-	(829,981)	(829,981)	(764,966)	(851,902)
Village Manager's Office (VMO) - DEI	-	-	(695,420)	(695,420)	(548,599)	(946,842)
Village Manager's Office (VMO) - Economic Vitality	-	-	-	-	-	(1,612,543)
Communications	(588,672)	(11,832)	-	-	-	-
Human Resources	(607,374)	(745,363)	(970,764)	(970,764)	(924,586)	(1,041,217)
Law	(589,998)	(595,019)	(919,196)	(919,196)	(688,802)	(904,849)
Community Relations	(241,328)	(141,606)	-	-	-	-
DS - Planning & Urban Design	(387,428)	(427,828)	(527,726)	(527,726)	(374,724)	(1,012,755)
DS - Neighborhood Services	(884,465)	(979,571)	-	-	(218,381)	-
DS - Permit & Development	(1,351,188)	(1,612,015)	(2,036,458)	(2,036,458)	(1,945,580)	(2,077,047)
DS - Administration	(1,733,203)	(1,661,704)	(1,710,839)	(1,765,779)	(1,607,998)	(2,327,859)
Finance	(8,189,126)	(4,592,098)	(10,967,177)	(10,967,177)	(11,039,595)	(37,078,309)
Fire - Admin	(7,575,628)	(6,524,984)	(7,393,468)	(7,393,468)	(7,214,003)	(7,839,420)
Fire - Operations	(10,757,909)	(11,177,071)	(11,904,393)	(11,904,393)	(11,519,668)	(12,011,695)
Fire - EMS	(39,589)	(32,307)	(122,550)	(128,050)	(126,000)	(276,050)
Fire - Prev. and Investigation	(1,985)	(3,182)	(3,900)	(3,900)	(3,500)	(3,900)
Fire - Training and Public Ed	(46,402)	(58,393)	(76,200)	(76,200)	(66,000)	(76,200)
Public Health Services	(725,489)	(958,899)	(1,166,381)	(1,166,381)	(1,505,856)	(1,383,023)
Information Technology	(1,325,304)	(1,475,941)	(1,653,330)	(1,687,240)	(1,677,205)	(1,688,847)
Neighborhood Services - Administration	-	-	(824,228)	(824,228)	(330,965)	(900,910)
Neighborhood Services - Code Compliance	-	-	(535,506)	(535,506)	(372,310)	(570,793)
Neighborhood Services - Neighborhood Programs	-	-	(414,338)	(414,338)	(222,573)	(435,396)
Neighborhood Services - Partnerships	-	-	(251,978)	(251,978)	(30,117)	(310,476)
Neighborhood Services - Grant Admin	-	-	-	-	(23,915)	(1,020,570)
Police	(25,066,645)	(24,274,354)	(28,765,037)	(28,749,546)	(24,775,422)	(29,028,616)
DPW - Engineering	(600,236)	(703,211)	(787,562)	(864,810)	(813,824)	(898,693)
DPW - Administration	(568,504)	(501,181)	(642,162)	(642,162)	(581,664)	(620,570)
DPW - Street Lighting	(173,678)	(186,862)	(286,250)	(286,250)	(286,250)	(304,150)
DPW - Street Services	(557,636)	(634,926)	(726,673)	(726,673)	(741,531)	(715,114)
DPW - Building Maintenance	(1,287,107)	(1,289,707)	(1,660,796)	(1,660,796)	(1,417,855)	(1,697,471)
DPW - Forestry	(1,122,437)	(1,244,191)	(1,549,659)	(1,549,659)	(1,518,865)	(1,663,692)

Village of Oak Park  
General Fund Budget  
Comparative Years 2022-2025

	<b>B</b>	<b>C</b>	<b>D</b>	<b>F</b>	<b>H</b>	<b>I</b>
	<b>2022</b>	<b>2023</b>	<b>2024</b>	<b>2024</b>	<b>2024</b>	<b>2025</b>
	<b>Actual</b>	<b>Actual</b>	<b>Adopted</b>	<b>Amended</b>	<b>Year-End</b>	<b>Projected</b>
			<b>Budget</b>	<b>Budget</b>	<b>Estimate</b>	<b>Budget</b>
DPW - Fleet Operations	(1,801,788)	(1,927,288)	(2,112,794)	(2,112,794)	(1,986,191)	(2,114,177)
Village Clerk's Office (VCO)	(221,569)	(211,063)	(287,308)	(287,308)	(237,185)	(357,519)
Village President & Board of Trustees	(146,269)	(134,874)	(161,092)	(161,092)	(161,167)	(256,079)
<b>Total Expenditures</b>	<b>(68,661,999)</b>	<b>(64,955,583)</b>	<b>(82,215,351)</b>	<b>(82,371,458)</b>	<b>(75,905,392)</b>	<b>(114,695,709)</b>
<b>Net Surplus (Deficit)</b>	<b>9,558,316</b>	<b>6,126,559</b>	<b>(20,691)</b>	<b>(176,798)</b>	<b>8,679,259</b>	<b>-</b>

*(The remainder of this page has been intentionally left blank.)*

Village of Oak Park  
General Fund Budget Summary  
By Department by Category  
Fiscal Year 2025

<u>Department</u>	<u>Department Number</u>	<u>Personnel Services</u>	<u>Fringe Benefits</u>	<u>Materials &amp; Supplies</u>	<u>Contractual Services</u>	<u>Capital Outlay</u>	<u>Grants</u>	<u>Transfers Out</u>	<u>TOTAL</u>
Village President and Board of Trustees	41010	(154,000)	(11,874)	(68,640)	(21,565)	-	-	-	(256,079)
Village Manager's Office	41020	(1,839,431)	(570,693)	(416,480)	(1,509,456)	(1,138,000)	-	-	(5,474,960)
Adjudication	41030	(237,873)	(67,927)	(95,500)	(204,052)	-	-	-	(605,352)
Information Technology	41040	(770,743)	(254,504)	(394,300)	(269,300)	-	-	-	(1,688,847)
Law Department	41070	(587,839)	(115,410)	(10,600)	(191,000)	-	-	-	(904,849)
Human Resources	41080	(380,135)	(116,382)	(77,000)	(467,700)	-	-	-	(1,041,217)
Village Clerk	41100	(176,783)	(59,606)	(20,920)	(92,210)	(8,000)	-	-	(357,519)
Finance	41300	720,688	(681,947)	(167,511)	(1,114,580)	-	-	(35,834,959)	(37,078,309)
Police	42400	(16,332,500)	(10,838,319)	(277,225)	(1,508,922)	(71,650)	-	-	(29,028,616)
Fire Department	42500	(9,675,228)	(8,906,885)	(230,350)	(1,332,002)	(62,800)	-	-	(20,207,265)
Public Works	43700	(2,320,534)	(692,760)	(1,170,908)	(3,829,665)	-	-	-	(8,013,867)
Public Health Services	44550	(751,467)	(186,648)	(56,521)	(374,182)	(14,205)	-	-	(1,383,023)
Development Services	46202	(1,349,876)	(389,793)	(121,800)	(2,641,150)	-	(915,042)	-	(5,417,661)
Neighborhood Services	46211	(1,416,259)	(482,374)	(54,107)	(1,207,905)	-	(77,500)	-	(3,238,145)
TOTAL		<u>(35,271,980)</u>	<u>(23,375,122)</u>	<u>(3,161,862)</u>	<u>(14,763,689)</u>	<u>(1,294,655)</u>	<u>(992,542)</u>	<u>(35,834,959)</u>	<u>(114,695,709)</u>

**VILLAGE OF OAK PARK**  
**FISCAL YEAR 2025 BUDGET**  
**GENERAL FUND - REVENUES**

<u>Fund</u>	<u>Dept</u>	<u>Program</u>	<u>Account</u>	<u>Description</u>	<u>Revenue Category</u>	<u>2022</u> <u>Actual</u>	<u>2023</u> <u>Actual</u>	<u>Adopted</u> <u>2024</u> <u>Budget</u>	<u>Amended</u> <u>2024</u> <u>Budget</u>	<u>2024</u> <u>Year End</u> <u>Estimate</u>	<u>2025</u> <u>Forecasted</u> <u>Budget</u>
1001	41300	101	411401	Property Tax Levy	(1) Taxes Property	18,051,712	19,160,346	18,529,522	18,529,522	18,529,522	18,529,522
1001	42400	101	411403	Police Pension Levy	(1) Taxes Property	7,399,264	6,510,964	7,344,715	7,344,715	7,344,715	7,639,547
1001	42500	101	411404	Fire Pension Levy	(1) Taxes Property	6,591,459	5,977,434	6,456,313	6,456,313	6,456,313	6,813,643
SUBTOTAL						32,042,435	31,648,744	32,330,550	32,330,550	32,330,550	32,982,712
1001	41300	101	413405	Retailers' Occupation Tax Revenue	(2) Taxes Other	5,956,634	5,583,244	6,400,000	6,400,000	6,400,000	6,400,000
1001	41300	101	413404	Use Tax Revenue	(2) Taxes Other	2,212,148	2,744,004	2,350,000	2,350,000	2,350,000	2,350,000
1001	41300	101	414409	Real Estate Transfer Tax	(2) Taxes Other	5,197,099	3,036,832	4,000,000	4,000,000	4,000,000	4,000,000
1001	41300	101	414410	Exempt Real Estate Transaction	(2) Taxes Other	17,214	12,880	17,000	17,000	15,000	15,000
1001	41300	101	414412	Hotel Motel Tax	(2) Taxes Other	225,342	258,960	250,000	250,000	250,000	250,000
1001	41300	101	414413	Liquor Tax	(2) Taxes Other	699,698	718,385	600,000	600,000	600,000	600,000
1001	41300	101	414425	Natural Gas Use Tax	(2) Taxes Other	442,727	353,101	575,000	575,000	575,000	575,000
1001	41300	101	416406	Electric Utility Tax	(2) Taxes Other	1,586,438	1,487,838	1,600,000	1,600,000	1,600,000	1,600,000
1001	41300	101	416407	Natural Gas Tax	(2) Taxes Other	1,511,606	1,144,625	1,300,000	1,300,000	1,300,000	1,300,000
1001	41300	101	416408	Telecommunications Tax	(2) Taxes Other	583,415	539,753	520,000	520,000	520,000	520,000
1001	41300	101	418408	Vehicle Tax	(2) Taxes Other	1,179,583	1,258,959	1,500,000	1,500,000	1,500,000	1,500,000
1001	41300	101	413403	Cannabis State dist. (per capita)	(2) Taxes Other	87,813	83,164	90,000	90,000	85,000	85,000
1001	41300	101	435407	State Income Tax Revenue	(2) Taxes Other	8,894,152	8,717,963	9,130,000	9,130,000	9,130,000	9,200,000
1001	41300	101	435410	Personal Prop Replacement Tax	(2) Taxes Other	4,792,849	3,987,228	2,925,000	2,925,000	2,925,000	3,000,000
1001	41300	101	441463	MFT Tax Refund	(2) Taxes Other	8,161	7,460	-	-	-	-
SUBTOTAL						33,394,879	29,934,396	31,257,000	31,257,000	31,250,000	31,395,000
1001	46210	101	421424	Residential Rental License	(3) Licenses/Permits/Fees	3,369	3,485	1,500	1,500	1,500	3,200
1001	46206	101	421424	Residential Rental License	(3) Licenses/Permits/Fees	-	-	1,500	1,500	-	-
1001	46205	101	421426	Business Licenses	(3) Licenses/Permits/Fees	284,773	288,923	300,000	300,000	280,000	300,000
1001	46205	101	421427	Liquor Licenses	(3) Licenses/Permits/Fees	165,440	163,185	145,000	145,000	97,345	145,000
1001	46206	101	421428	Multi-Family Dwelling License	(3) Licenses/Permits/Fees	72,235	66,800	48,500	48,500	-	-
1001	46210	101	421428	Multi-Family Dwelling License	(3) Licenses/Permits/Fees	-	-	48,500	48,500	48,500	8,500
1001	46205	101	421429	Chauffeur License Revenue	(3) Licenses/Permits/Fees	-	20	100	100	100	100
1001	46205	101	421430	Chauffeur Background Check	(3) Licenses/Permits/Fees	-	-	175	175	175	175
1001	46250	101	422425	Building Permits	(3) Licenses/Permits/Fees	2,473,227	1,664,377	2,000,000	2,000,000	1,300,000	1,700,000
1001	46202	101	422426	Zoning Variance Application	(3) Licenses/Permits/Fees	15,175	12,745	10,000	10,000	11,025	11,000
1001	46250	101	422428	Street Permits	(3) Licenses/Permits/Fees	39,330	36,225	50,000	50,000	-	-
1001	44550	615	422429	Animal Licenses	(3) Licenses/Permits/Fees	19,985	17,385	25,000	25,000	16,000	20,000
1001	44550	655	422431	Beekeeping	(3) Licenses/Permits/Fees	-	375	500	500	-	-
1001	46250	101	422436	Building Permit Penalties	(3) Licenses/Permits/Fees	30,207	33,502	25,000	25,000	75,000	25,000
1001	46250	101	422437	Building Plan Reviews	(3) Licenses/Permits/Fees	-	-	-	-	-	-
1001	46250	101	441455	Elevator Inspection Fees	(3) Licenses/Permits/Fees	25,371	34,540	25,000	25,000	25,025	25,000
1001	46250	101	441456	Street Opening Fees	(3) Licenses/Permits/Fees	-	-	-	-	-	-

**VILLAGE OF OAK PARK**  
**FISCAL YEAR 2025 BUDGET**  
**GENERAL FUND - REVENUES**

<u>Fund</u>	<u>Dept</u>	<u>Program</u>	<u>Account</u>	<u>Description</u>	<u>Revenue Category</u>	<u>2022 Actual</u>	<u>2023 Actual</u>	<u>Adopted 2024 Budget</u>	<u>Amended 2024 Budget</u>	<u>2024 Year End Estimate</u>	<u>2025 Forecasted Budget</u>
1001	46206	101	441458	Vacant Bldg Registration Reven	(3) Licenses/Permits/Fees	4,000	3,000	1,000	1,000	-	-
1001	46210	101	441458	Vacant Bldg Registration Reven	(3) Licenses/Permits/Fees	-		1,000	1,000	1,600	1,000
1001	41300	101	441467	Special Events Application Fee	(3) Licenses/Permits/Fees	3,793	6,744	3,000	3,000	2,500	2,500
1001	46210	601	445456	Condo Inspection Fees	(3) Licenses/Permits/Fees			22,000	22,000		-
1001	46210	601	445456	Condo Inspection Fees	(3) Licenses/Permits/Fees	30,810	43,440	22,000	22,000	22,000	22,000
										-	-
				SUBTOTAL		3,167,714	2,374,746	2,729,775	2,729,775	1,880,770	2,263,475
1001	42400	101	434462	RCFL OT Reimbursement	(4) Charges for Services	-	17,319	15,000	15,000	14,138	-
1001	42520	101	440458	Ambulance Charges	(4) Charges for Services	2,616,608	2,470,537	2,400,000	2,400,000	3,700,000	4,000,000
1001	46206	101	440476	Sales Inspection Revenue	(4) Charges for Services		756	1,500	1,500		-
1001	46210	101	440476	Sales Inspection Revenue	(4) Charges for Services	8,862	-	1,500	1,500	13,566	1,500
1001	42400	412	440480	CTA Reimbursement	(4) Charges for Services	206,499	186,067	185,000	185,000	100,000	100,000
1001	42520	101	440482	Fire CPR Classes Fees	(4) Charges for Services	7,425	5,550	7,500	7,500	5,000	5,000
1001	43800	741	440483	Tree Removal Revenue	(4) Charges for Services	3,803	-	1,000	1,000	-	-
1001	43710	101	440488	Resale of Gas to Other Taxing Dist.	(4) Charges for Services	109,359	89,313	75,000	75,000	80,756	109,000
1001	43710	101	440490	Charges for Repairs Parts	(4) Charges for Services	93,059	58,291	55,000	55,000	88,946	121,000
1001	41080	101	440446	Allied FSA Dep Care Contributions	(4) Charges for Services	-		-	-	-	-
1001	42510	101	440492	Reimbursement of Expenses	(4) Charges for Services		(2,119)				-
1001	43780	101	440492	Reimbursement of Expenses	(4) Charges for Services	-	-	1,000	1,000	-	-
1001	43800	101	440492	Reimbursement of Expenses	(4) Charges for Services	-	-	-	-	-	-
1001	43720	752	440492	Reimbursement of Expenses	(4) Charges for Services	-	-	-	-	-	-
1001	44550	613	440492	Reimbursement of Expenses	(4) Charges for Services	10,000	-	-	-	-	-
1001	42400	101	440493	OPRFHS Event Reimbursement	(4) Charges for Services	-	11,636	10,000	10,000	10,000	10,000
1001	42510	101	440493	OPRFHS Event Reimbursement	(4) Charges for Services	1,866	-	2,000	2,000	2,000	2,000
1001	42400	101	440494	School Resource Police Officer	(4) Charges for Services	-	-	-	-	-	-
1001	42400	101	440495	Crossing Guard Reimbursement	(4) Charges for Services	171,897	-	-	-	-	-
1001	42400	101	440496	Arrest Warrant Reimbursement	(4) Charges for Services	2,940	19,935	5,000	5,000	14,000	10,000
1001	42400	101	440497	Police Evidence Revenue	(4) Charges for Services	3,720	-	1,000	1,000	600	1,000
1001	42400	101	440498	Police Training Reimbursement	(4) Charges for Services	-	-	-	-	-	-
1001	41100	101	441451	Copy Fees	(4) Charges for Services	-	-	250	250	-	-
1001	42520	101	441451	Copy Fees	(4) Charges for Services	125	85	350	350	100	100
1001	43700	721	441451	Copy Fees	(4) Charges for Services	-	-	-	-	-	-
1001	43740	101	441464	Scrap Revenue	(4) Charges for Services	-	-	500	500	500	500
1001	43900	101	441464	Scrap Revenue	(4) Charges for Services	1,673	1,663	5,000	5,000	17,079	6,000
1001	42400	127	441465	Special Events Revenue- Police	(4) Charges for Services	23,286	9,624	-	-	5,313	-
1001	41300	101	441465	Special Events Revenue- General	(4) Charges for Services	550	1,250	25,000	25,000	1,000	1,000
1001	42510	101	441465	Special Events Revenue- Fire	(4) Charges for Services	-	-	-	-	-	-
1001	43740	127	441465	Special Events Revenue-PW Streets	(4) Charges for Services	6,455	4,302	-	-	2,407	-

VILLAGE OF OAK PARK  
FISCAL YEAR 2025 BUDGET  
GENERAL FUND - REVENUES

<u>Fund</u>	<u>Dept</u>	<u>Program</u>	<u>Account</u>	<u>Description</u>	<u>Revenue Category</u>	<u>2022 Actual</u>	<u>2023 Actual</u>	<u>Adopted 2024 Budget</u>	<u>Amended 2024 Budget</u>	<u>2024 Year End Estimate</u>	<u>2025 Forecasted Budget</u>
1001	44550	101	441465	Special Events Revenue	(4) Charges for Services	-	-	-	-	-	-
1001	46206	101	441465	Special Events Revenue	(4) Charges for Services	(450)	100	-	-	-	-
1001	46300	127	441465	Special Events Revenue- Comm. Rel.	(4) Charges for Services	17,749	17,069	-	-	14,872	-
1001	42400	101	441469	Outdoor Onstreet Dining	(4) Charges for Services		18,260			13,948	
1001	42400	101	441470	Police Reports	(4) Charges for Services	11,965	13,346	15,000	15,000	9,000	10,000
1001	42400	101	441471	Subpoena Fees	(4) Charges for Services	603	328	1,000	1,000	100	100
1001	42510	101	441472	False Alarm Revenue	(4) Charges for Services	-	-	2,000	2,000	-	-
1001	42510	101	442460	Alarm Fees	(4) Charges for Services	18,545	20,145	40,000	40,000	20,000	20,000
1001	44550	101	445452	Pound Other Fees	(4) Charges for Services	5,855	1,700	4,000	4,000	6,000	6,000
1001	44550	612	445459	Environmental Services - VOP	(4) Charges for Services	4,835	6,025	6,700	6,700	5,425	6,700
1001	46260	101	446101	Public Art Initiative	(4) Charges for Services	-	-	-	-	-	-
1001	41300	101	462477	Rental of Property	(4) Charges for Services	5,794	1,284	5,000	5,000	1,000	500
1001	41300	171	462477	Rental of Property	(4) Charges for Services	2,250	-	2,000	2,000	-	-
1001	46205	101	462477	Rental of Property	(4) Charges for Services	3,330	3,496	-	-	2,622	-
SUBTOTAL						3,338,603	2,955,962	2,867,300	2,867,300	4,128,372	4,410,400
1001	42400	101	431400	Grant Revenue	(5) Grants	-	-	-	-	-	-
1001	41300	101	431400	Grant Revenue	(5) Grants	-	-	-	-	-	-
1001	44550	101	431400	Grant Revenue	(5) Grants	-	-	-	-	-	-
1001	42500	101	431400	Grant Revenue	(5) Grants	-	-	-	-	-	-
1001	46260	101	431400	Grant Revenue	(5) Grants	-	-	-	-	-	-
1001	46206	101	431425	Grant or Loan Application Fee	(5) Grants	150	-	525	525	-	-
1001	46210	101	431425	Grant or Loan Application Fee	(5) Grants		-	525	525		-
1001	42400	101	434463	Drug Enforcement Agency Reimb	(5) Grants	19,372	8,419	-	-	-	22,000
SUBTOTAL						19,522	8,419	1,050	1,050	-	22,000
1001	42400	101	451110	Court Fines	(6) Fines	21,812	2,148	40,000	40,000	-	-
1001	42400	101	451111	DUI Court Fines	(6) Fines	-	-	2,000	2,000	-	-
1001	42400	101	451441	Parking Fines	(6) Fines	1,646,494	1,200,406	1,200,000	1,200,000	1,200,000	1,200,000
1001	42400	412	451441	Parking Fines	(6) Fines	-	-	-	-	7,693	-
1001	41030	101	451446	Non-Compliance Fines	(6) Fines	54,427	43,165	50,000	50,000	45,000	50,000
SUBTOTAL						1,722,733	1,245,719	1,292,000	1,292,000	1,252,693	1,250,000
1001	41300	101	491438	Trans Fr Motor Fuel Tax Fund	(7) Interfund Transfer Revenue	-	-	-	-	-	-
1001	41300	101	491460	Transfer from Parking Fund	(7) Interfund Transfer Revenue	-	-	-	-	-	-
1001	41300	101	491490	Transfer from ARPA Fund	(7) Interfund Transfer Revenue	3,066,438	-	3,000,000	3,000,000	3,000,000	-
1001	41300	101	491440	Transfer From Water Fund	(7) Interfund Transfer Revenue	-	-	-	-	-	-
1001	41300	101	491495	Transfer From CIP Fund	(7) Interfund Transfer Revenue	-	-	-	-	-	-
1001	41300	101	491499	Transfer From Other Funds	(7) Interfund Transfer Revenue	-	-	-	-	-	-



VILLAGE OF OAK PARK  
FISCAL YEAR 2025 BUDGET  
GENERAL FUND - REVENUES

<u>Fund</u>	<u>Dept</u>	<u>Program</u>	<u>Account</u>	<u>Description</u>	<u>Revenue Category</u>	<u>2022 Actual</u>	<u>2023 Actual</u>	<u>Adopted 2024 Budget</u>	<u>Amended 2024 Budget</u>	<u>2024 Year End Estimate</u>	<u>2025 Forecasted Budget</u>
1001	41300	101	491500	Fund Balance Appropriation	(7) Interfund Transfer Revenue		-	6,055,985	6,055,985	6,055,985	34,294,959
1001	41300	101	491501	Uncompleted Projects From Prior Year	(7) Interfund Transfer Revenue	-	-	-	-		4,081,394
SUBTOTAL						3,066,438	-	9,055,985	9,055,985	9,055,985	38,376,353
1001	46206	101	461450	Loan Interest	(8) Financing and Investment Revenue	9	-	-	-	-	-
1001	41300	101	461490	Interest Revenue	(8) Financing and Investment Revenue	339,397	1,641,103	1,750,000	1,750,000	3,700,000	3,047,769
1001	41300	101	441481	IMET Recovery	(8) Financing and Investment Revenue	-	-	-	-	-	-
SUBTOTAL						339,406	1,641,103	1,750,000	1,750,000	3,700,000	3,047,769
1001	41300	101	462476	Gain/Loss on Sale of Property	(9) Other	-	433,073	-	-	-	-
1001	43720	101	413408	Traffic Signal Maintenance Rev	(9) Other	3,981	3,612	5,000	5,000	2,000	5,000
1001	43740	101	434451	State Aid Route Maintenance	(9) Other	64,514	112,504	86,000	86,000	97,600	98,000
1001	41300	101	441431	Cable TV Franchise Fee	(9) Other	736,390	669,199	770,000	770,000	770,000	770,000
1001	41300	101	441447	Cashier Over/Short	(9) Other	73	44	-	-	-	-
1001	41300	101	441462	Miscellaneous Revenue	(9) Other	92,661	34,421	50,000	50,000	114,851	75,000
1001	46206	101	441462	Miscellaneous Revenue	(9) Other					-	-
1001	XXXXX	101	441475	Recovered Damages	(9) Other	11,771	20,200	-	-	1,830	-
1001	44550	613	491350	Contribution Revenue	(9) Other	12,000	-	-	-	-	-
1001	41300	101	493807	Installment Contract Issuance	(9) Other	207,194	-	-	-	-	-
SUBTOTAL						1,128,584	1,273,053	911,000	911,000	986,281	948,000
TOTAL						78,220,315	71,082,142	82,194,660	82,194,660	84,584,651	114,695,709

**VILLAGE OF OAK PARK**  
**FISCAL YEAR 2025 BUDGET**  
**GENERAL FUND - ADJUDICATION**

<u>Fund</u>	<u>Dept</u>	<u>Program</u>	<u>Account</u>	<u>Description</u>	<u>Department</u>	<u>Description</u>	<u>2022</u> <u>Actual</u>	<u>2023</u> <u>Actual</u>	<u>Approved</u> <u>2024</u> <u>Budget</u>	<u>Amended</u> <u>2024</u> <u>Budget</u>	<u>Year</u> <u>End</u> <u>Estimate</u>	<u>2025</u> <u>Requested</u> <u>Budget</u>
1001	41030	101	510501	General Fund	Adjudication	Regular Salaries	(235,354)	(250,423)	(251,236)	(251,236)	(206,773)	(227,873)
1001	41030	101	510503	General Fund	Adjudication	Overtime	(6,650)	(5,730)	(10,000)	(10,000)	(5,915)	(10,000)
SUB-TOTAL PERSONNEL SERVICES							(242,004)	(256,153)	(261,236)	(261,236)	(212,688)	(237,873)
1001	41030	101	520515	General Fund	Adjudication	Health Insurance Opt Out	-	-	-	-	-	-
100	41030	101	510519	General Fund	Adjudication	Vacation Time Payout	-	-	-	-	(3,446)	-
1001	41030	101	520520	General Fund	Adjudication	Life Insurance Expense	(281)	(279)	(279)	(279)	(242)	(279)
1001	41030	101	520521	General Fund	Adjudication	Health Insurance Expense	(38,376)	(39,424)	(41,115)	(41,115)	(34,267)	(40,605)
1001	41030	101	520522	General Fund	Adjudication	Social Security Expense	(13,930)	(14,794)	(16,197)	(16,197)	(12,522)	(14,748)
1001	41030	101	520523	General Fund	Adjudication	Medicare Expense	(3,258)	(3,460)	(3,788)	(3,788)	(2,929)	(3,449)
1001	41030	101	520527	General Fund	Adjudication	IMRF Contributions	(12,831)	(6,708)	(7,943)	(7,943)	(5,773)	(7,946)
1001	41030	101	520537	General Fund	Adjudication	HAS Employer Expense	-	(903)	-	-	-	(900)
SUB-TOTAL FRINGE BENEFITS							(68,675)	(65,568)	(69,322)	(69,322)	(59,179)	(67,927)
1001	41030	101	530650	General Fund	Adjudication	Conferences Training	(108)	(245)	(6,500)	(6,500)	(6,500)	(14,000)
1001	41030	101	530658	General Fund	Adjudication	Temporary Services	-	-	-	-	-	-
1001	41030	101	530660	General Fund	Adjudication	General Contractuals	-	-	-	-	-	-
1001	41030	101	530667	General Fund	Adjudication	External Support	(137,047)	(146,080)	(171,017)	(171,017)	(171,017)	(190,052)
SUB-TOTAL CONTRACTUAL SERVICES							(137,156)	(146,325)	(177,517)	(177,517)	(177,517)	(204,052)
1001	41030	101	550601	General Fund	Adjudication	Printing	(4,439)	(4,378)	(6,000)	(6,000)	(6,000)	(6,000)
1001	41030	101	550602	General Fund	Adjudication	Membership Dues	-	-	-	-	-	-
1001	41030	101	550603	General Fund	Adjudication	Postage	(82,382)	(63,884)	(82,000)	(82,000)	(82,000)	(82,000)
1001	41030	101	550606	General Fund	Adjudication	Books & Subscriptions	(1,012)	(567)	(1,500)	(1,500)	(750)	(1,000)
1001	41030	101	550652	General Fund	Adjudication	Legal Postings and Doc. Fees	(44)	(598)	(1,000)	(1,000)	(600)	(1,000)
1001	41030	101	550663	General Fund	Adjudication	Software License Updates	(2,184)	(1,491)	(2,000)	(2,000)	(1,500)	(2,000)
1001	41030	101	560620	General Fund	Adjudication	Office Supplies	(2,963)	(3,671)	(3,000)	(3,000)	(3,000)	(3,500)
1001	41030	108	560620	General Fund	Adjudication	Office Supplies	-	(26)	-	-	-	-
1001	41030	101	570720	General Fund	Adjudication	Computer Equipment	-	-	-	-	-	-
1001	41030	134	560639	General Fund	Adjudication	Advertising	-	-	-	-	-	-
SUB-TOTAL MATERIALS & SUPPLIES							(93,024)	(74,615)	(95,500)	(95,500)	(93,850)	(95,500)
TOTAL EXPENDITURES							(540,859)	(542,661)	(603,575)	(603,575)	(543,234)	(605,352)

## VILLAGE MANAGER'S OFFICE

---

*The Village Manager's Office provides strategic, organizational leadership and governance support to ensure effective implementation of core Village services and the vision, goals and strategic priorities of the Village Board.*

### DEPARTMENT OVERVIEW

The Village Manager is the Chief Executive Officer of the Village, appointed by the President and Village Board of Trustees (Village Board), to provide professional management and oversight of Village operations and advise the Village Board on the analysis and formulation of legislative policy. The Village Manager's Office consists of Five divisions: General Administration; Administrative Adjudication; Communications & Engagement; Diversity, Equity, & Inclusion; and, Sustainability & Resiliency.

#### Administration

The Administration Division is responsible for providing executive oversight of Village operations; Village Board Governance support including managing implementation of the Village Board Agenda process, assistance with policy analysis and development, coordinating Village Board goal development and implementation, Board and Commission liaison support, intergovernmental relations, constituent customer-service and problem-solving; labor relations management; emergency management coordination; organizational project management; and oversight of Emergency 911 Dispatch services. The Administration provides staff liaison support for the Citizen Police Oversight Commission and Village Board committees.

#### Administrative Adjudication

The Office of Administrative Adjudication conducts administrative hearings for the Village of Oak Park, Illinois. Administrative adjudication hearings are divided into two primary categories: parking citations and compliance violations. The citations adjudicated are issued by various departments in the Village including the Police, Fire, Finance, Health, Public Works, Neighborhood Services, and Development Services.

#### Communications & Engagement

The Office of Communications & Engagement manages all formal conduits of information between the Village program administration and the community, playing a key role in all efforts to ensure transparency in policy-making, implementation, and oversight. Responsibilities include both external and internal communications, informing the public about municipal government programs, services, and activities, and providing employees with information relevant to their duties and responsibilities. Department staff uses a wide range of proven public information tools, including social media, the web, print, and broadcast/streaming media to carry out its mission.

#### Diversity, Equity & Inclusion

The Office of Diversity, Equity & Inclusion (DEI) provides subject manager expertise to advise Village Leadership in the professional practice of assessing and employing methods and strategies for achieving diversity, equity, and inclusion utilizing a data-driven, collective impact approach, internal and external to the Village Organization.

The Office of DEI works collaboratively with Village executive leadership while also facilitating community engagement to help guide equitable development and implementation of Village policy, programs, and services. Other core responsibilities include coordination with Village staff, commissions, residents, community-based organizations, anchor institutions, and the local business community to assist with implementing programming and events that celebrate diversity, cultural heritage, and the unique multicultural identity of Oak Park; development and implementation of organizational protocols to ensure policy, program, and procedural decisions are evaluated through a DEI lens; and, administration of the Village's historic Community Relations Program, including implementation of the Village's Human Rights Ordinance and related operational activities and events to advance the goals of the ordinance and Village Board. The Office of DEI provides staff liaison support to the Community Relations, Disability Access, and Aging in Communities commissions.

#### Sustainability & Resilience

The Office of Sustainability & Resilience partners with Village departments and external organizations to implement the Village's Climate Ready Oak Park Plan and reduce community and municipal greenhouse gas emissions, increase community and infrastructure resiliency to climate change impacts, protect and enhance local biodiversity, and implement triple-bottom-line sustainability initiatives while advancing community diversity, equity, and inclusion goals. The Office of Sustainability & Resilience also provides subject-matter expertise and ongoing policy advice to executive leaders and staff on environmental issues and oversees the Village's community energy programming and other initiatives consistent with advancing the goals of the Climate Ready Oak Park. The Office of Sustainability & Resilience provides staff liaison support to the Environment and Energy Commission.

#### Economic Vitality

The Office of Economic Vitality leads the Village's efforts to maintain and strengthen a dynamic, equitable, and sustainable local economy through the implementation of the Economic Vitality Strategic Plan. As the Organizational leader of economic development in the Village, the Office of Economic Vitality, through local, regional and statewide partnerships, aims to encourage inclusive business, real-estate, and workforce development; maintain and enhance the vitality of commercial corridors and business districts; create opportunities that drive sustainable redevelopment; and, ultimately broaden the Village's tax base in support of Village's goals for fiscal sustainability and community affordability. The Office of Economic Vitality is committed to collaborating with the community on adaptable initiatives that ensure the Village remains a vibrant destination for residents, businesses, entrepreneurs, investors, workers, and visitors.

## 2025 WORK PLAN

### Key Initiatives or Projects in Support of Board Goals

#### COMMUNITY HEALTH & SAFETY

- **Priority 2: Explore Alternatives for Youth Engagement**
  - a. Explore partnerships and opportunities to rehabilitate unclaimed or donated bikes for a bike lending or giving program.
  - b. Establish a youth defense program in the Village's adjudication system.
  - c. Increase non-traditional partners for youth adjudication such as a partnership with BUILD from the Austin area.

#### VIBRANT, DIVERSE, CONNECTED NEIGHBORHOODS

- **Priority 3: Create Opportunities for Neighborhood and Community Engagement**
  - f. Implement a comprehensive strategic communications plan and community engagement guide for the Village, ensuring resources are maximized, strategies are unified and implementation is standardized across all departments and disciplines.
  - g. Implement a brand story that clearly articulates the Village's vision, mission, and core values. Further modernize the brand standards and style guide to better unify the image, tone, and messaging delivered by the Village.

#### RACIAL EQUITY

- **Priority 1: Ensure Equitable Access to Government Services and Contracts**
  - c. Complete Racial Equity Assessment and implement a Racial Equity Action Strategic Plan.
  - d. Audit policies and procedures from a racial equity lens regarding ADA and aging in community accessibility.
  - e. Review the current purchasing policy regarding Minority and Woman-Owned Business for the Village and recommend any updates.
  - g. Evaluate the Village's current emergency notification system, and other partners who may have similar notification systems that impact residents, to understand if the existing hazard notification and response system are responsive to language needs and are culturally appropriate and accessible to individuals with disabilities. (CROP AR02).
- **Priority 2: Assess and Address Historical Lack of Equity**
  - a. Finalize reparations research and evaluation, conduct community educational sessions and provide recommendations for next steps including potential advocacy efforts at the federal and state level.
  - c. Ensure equitable treatment for tenants when renting units by utilizing contractor or Village staff more routinely to test rental practices within the Village to ensure equity among potential tenants.
  - e. Evaluate Village historic commitment to protecting human rights (i.e. current Human Rights Ordinance, associated policies and practices and associated Community Relations division programming).

- **Priority 3: Support Integration and Diverse Community Entry Points**
  - a. Develop a “Will You Be My Neighbor?” Train the Trainer Series that will educate the community on developing inclusive neighborhood practices.
- **Priority 4: Enhance Cultural Competency**
  - a. Create a Community Cultural Conversation Speaker Series.
  - b. Develop DEI educational resource bank on the Village website (i.e. cultural holiday guides, educational videos, book references)

## **SUSTAINABILITY & RESILIENCY**

- **Priority 1: Implement Climate Action Plan**
  - c. By the end of 2025, transition the municipal aggregation contract to be at least one-third renewable energy supply by pursuing procurement opportunities to increase the percent of renewable energy in the electricity supplied and expand Community Choice Aggregation subscribership (CROP RE01, RE02).
  - di. Adopt an energy stretch code for major building renovations and public facilities that requires enhanced building system performance, electrification and readiness for on-site solar energy and electric vehicle charging (CROP EE01).
  - dii. Revise the current Village’s housing rehabilitation programs to a multi-year program to encompass electrification, renewable energy, climate resiliency, and healthy housing retrofits for highly vulnerable community members to maintain affordability (CROP BD06).
  - fi. Evaluate the return of various shared-mobility programs (CROP VT05).
  - hi. Develop a plan to transition 30% of Village-owned property to native species, green infrastructure including bioswales, organic soil amendments, and new forested areas, via turf removal/reduction or other site-appropriate strategies. Include equitable and authentic community engagement processes during the planning process. (CROP NN03).
- **Priority 2: Reporting on Plan Progress**
  - a. Create a public report of key performance indicators annually on Climate Ready Oak Park progress. (CROP action MU01).
- **Priority 3: Resident Engagement and Education**
  - a. Create and implement a strategic communications and engagement plan to educate, raise awareness, and connect residents, businesses, institutions, and property owners to programs and services.
  - b. Launch a local arts and social media initiative to communicate climate science and inspire action across community groups.
- **Priority 4: Maintain Viable Sustainability Fund**
  - Identify, review, and seek Board direction on revenue options for Climate Ready actions.
- **Priority 5: Identify Partnerships**
  - a. Return the annual Earth Day event to an annual Earth Day to May Day celebration. Collaborate with governmental partners, neighboring jurisdictions, local

organizations, community groups, and artists to recognize and encourage sustainable action (CROP action AC01).

## **ECONOMIC VITALITY**

- **Priority 1: Update the Village's Formal Economic Strategy**
  - a. Finalize and begin implementation of the Economic Vitality Strategic Plan; and, fully establish operations of the Office of Economic Vitality including all aspects of economic development programming in support of real estate, business and workforce development in the Village consistent with the Economic Vitality Strategic Plan.
  - f. Implement a strategic Village promotional plan aimed at increasing awareness and visibility of Oak Park's unique community profile, regionally, statewide, nationally, and internationally.

### **Department Baseline Service Levels and Goals**

Administration 1001.41020.101
-------------------------------

#### ***Current Service Levels***

- Executive Management:
  - Provide strategic leadership, oversight, and support to and evaluate the performance of 12 Village departments and the West Suburban Consolidated Dispatch (911) Center, to ensure efficient and effective service delivery consistent with the Village Board adopted annual budget and financial plan for community of services.
  - Facilitate organizational strategic planning and alignment of Village operations with Village Board goals and direction.
  - Coordinate and manage the implementation of organizational projects related to Village Board goals and Village Manager strategic organizational priorities.
  - Oversee and manage all personnel actions of the Village.
  - Continuously assess and facilitate organizational development.
- Village Board Governance Support:
  - Coordinate and manage the Village Board Agenda process;
  - Conduct policy analysis, formulate policy proposals consistent with Village Board direction, and provide requisite information to assist the Village Board with the review, development, and approval of legislative policy;
  - Support Village Board goal development and implementation;
  - Assist the Village Board with the review and approval of the annual budget;
  - Facilitate responses to constituent and Village Board member inquiries and concerns;
  - Conduct briefings with and prepare memoranda for Village Board members concerning emergent operational issues and milestones;
  - Support Village Board intergovernmental collaboration via the Collaboration for Early Childhood IGA and the Oak Park Council of Governments (COG) activities;
  - Provide administrative support for Village Boards, Commissions, and Committees;
  - Coordinate responses to constituent inquiries and concerns and relevant problem-solving where necessary;
  - Provide administrative support to the elected Village Clerk; and,
  - Assist the Village Board with training and community engagement activities.

- Labor Relations Management: periodically negotiate and oversee implementation of the Village's nine collective bargaining agreements consistent with Village Board direction and facilitate positive relations with all collective bargaining groups.
- Citizen Police Oversight: staff and oversee the operations of the Citizen Police Oversight Committee (CPOC) consistent with the Village's enabling ordinance, Village administrative protocols, and Village Board direction.
- Government Affairs: coordinate the implementation of all activities across the enterprise concerning legislative matters (local, state, and federal), intergovernmental/agency relations (local, state, and federal), and organizational grants coordination.
- Emergency Management: oversee and coordinate the implementation of the Village's Emergency Operations Plan, in collaboration with the Public Health Department.
- West Suburban Consolidated Dispatch (911) Services: oversee and coordinate the implementation of the Village's IGA for Emergency Communication services, in support of Police, Fire, and Public Works emergency response operations.
- Special Events: Coordinated implementation of the Village's Special Event Ordinance and administrative protocols for Organizational review and approval of special event applications.
- American Rescue Plan Act (ARPA) Oversight: Oversee implementation of the ARPA grant through fiscal year 2026 to ensure compliance with applicable standards and timely commitment and expenditure of funding allocated to Village departments and community-based agencies.

### ***Department Goals***

- Implement a strategic and automated approach with all the Village departments to successfully implement and report on the Village Board's goals.
- Implement updated Village Board Agenda planning protocols and reporting format consistent with new branding guidelines.
- Finalize development of and implement the Government Affairs Program including processes and procedures to support state and federal legislative and funding advocacy; systematic engagement and coordination with the Village's state and federal delegations; Organizational grants management that aligns with the Village Board goals and priorities; and, Sister City programming.
- Lead collective bargaining efforts and finalize all outstanding collective bargaining agreements with FOP Sergeants, SEIU-Village Hall, IBEW.
- Establish and implement operational programming and protocols for the newly created Office of Economic Vitality.



***Current Service Level:***

- Adjudication will continue to work to improve customer service without jeopardizing the integrity of the adjudication process.
- Maintain the superior quality of the adjudication hearings. Adjudication has a team of experienced adjudicators who are conscientious about maintaining the superior quality of the process. The Director regularly meets with the adjudicators in training sessions that help keep the process at the cutting edge of administrative adjudication in Illinois.
- Continue to provide a diversionary process for youth who appear in adjudication.
- The Office of Adjudication maintains the records of the hearings and transmits notices to individuals who have pending matters. In addition, Adjudication oversees the collection of outstanding fines and the immobilization process.
- A subcategory of compliance violations is the youth adjudication process. Once a month, night hearings are conducted for youth who have received citations issued by the Police Department. The youth adjudication process is a diversionary process. Diversionary processes seek nonpunitive outcomes and the citations issued to the youth are civil rather than criminal in nature.
- As part of the diversionary process, restorative justice principles have been incorporated into the adjudication process. Restorative justice involves having the complainant and the respondent resolve the incident in a manner that leads to the respondent accepting responsibility for their actions, offering apologies, and performing a penance that satisfies the complainant. Also, the complainant gains an understanding of why the respondent committed the harm, a diminution of any fears or reservations that may have been held, and hopefully a restoration of their self.

***Department Goals***

- Develop and Implement a Mediation Program to Facilitate Resident Conflict Resolution
  - Design a structured mediation program to help resolve disputes between residents in a timely and impartial manner.
  - Train Adjudication Judges and Staff as mediators or facilitators in conflict resolution techniques.
  - Set clear timelines for program rollout and assess its impact through participant feedback and resolution success rates.
- Establish and Implement a Comprehensive Youth Defense Program
  - Create a comprehensive youth defense initiative to provide legal assistance and advocacy for at-risk youth.
  - Collaborate with legal professionals and community organizations to offer resources, legal representation, and counseling.
- Evaluate and Optimize the Existing Immobilization Program
  - Conduct a thorough evaluation of the current immobilization program to assess its effectiveness, efficiency, and areas for improvement.

- Gather feedback from relevant stakeholders, including staff, to identify gaps or challenges in the program.
- Develop recommendations for program optimization and set measurable targets for future performance improvement.

Communications & Engagement 1001.41022.101
--

### ***Current Service Levels***

- Write, design, produce, and manage informational messages for the full range of communication tools, including online, broadcast, and print.
- Manage the public website, oak-park.us, and the employee intranet website.
- Oversee the Village’s new public engagement platform, EngageOakPark.com.
- Manage social media communications tools for the Village, Police Department, and Fire Department including Facebook, Twitter, YouTube, LinkedIn, Instagram, and Threads.
- Publish e-news, an ongoing subscription-based, direct electronic news information dissemination tool with more than 6,000 subscribers.
- Produce publications such as brochures, booklets, flyers, signs, and the OP/FYI community newsletter.
- Manage news media relations, including issuing electronic news releases and event advisories, answering inquiries from reporters, and supervising crisis communications and response.
- Operate the Village’s government access cable television station VOP-TV, producing original video programming as well as live broadcasting and online streaming of meetings of the Village Board and citizen commissions.
- Serve as in-house editors and writers of a wide range of public messages created by other departments and volunteer bodies.
- Design and produce all forms and documents necessary for conducting business with the Village, including employee business cards, various forms, and signs.
- Provide video and photographic services for all departments, including training films, audio-visual support, and photographs for employee identification badges and employee website.
- Provide support to the Village Manager’s Office assembling and disseminating agenda materials for Village Board meetings via Granicus Legistar, iLegislate, MediaManager, and LiveManager modules as part of the online public policy transparency suite that includes streaming and archiving meetings online in a searchable database.
- Provide staff liaison support to the Civic Information Systems Commission.

### ***Department Goals***

- Update the Village’s comprehensive strategic communications plan to ensure strategies are standardized across all departments while allowing for proactive and custom communication protocols and activities consistent with each department’s operations.

- In collaboration with the Office of Economic Vitality, coordinate the development of promotional marketing strategies to help advance economic vitality and expand awareness of the Village's many assets. Include strategies as a component of the comprehensive strategic communications plan.
- Collaborate with Village leadership to produce a Year-in-Review document that can live in print and digitally, to report on the work of the Village Board and staff over the past year.
- Finalize and launch the updated Village website with new brand design standards.

Diversity, Equity & Inclusion 1001.41023.101
--

***Current Service Levels:***

- Conduct DEI impact analysis on relevant policies and programs.
- Conduct surveys and focus groups: gathering qualitative and quantitative data to aid in data driven policy development.
- Benchmarking: Compare DEI metrics with industry standards and best practices.
- Training and Education: Develop in partnership with the HR department regular training sessions on topics like unconscious bias, cultural competency, and inclusive leadership.
- Partner with local organizations to support DEI initiatives through the community.
- Coordinate implementation of best DEI practices for local government that support in uplifting all groups with respect to race, color, ethnicity, ancestry, national origin, religion, age, sex, sexual orientation, gender identity or expression, marital and/or familial status, language, mental and/or physical impairment and/or disability, military status, economic class, immigration status, and unhoused status.
- Collaborate with Village departments to assess and advance DEI in all government operations.
- Evaluate Village DEI needs and identify actions to address gaps in policy, programming and business practices.
- Provide a DEI impact analysis for all Village Board agenda items.
- Engage and coordinate with community leaders to discuss emerging DEI needs.
- Oversee implementation of Racial Equity polices, programs, initiatives, and service activities:
  - Coordinate development and implementation of the Village's Racial Equity Action Plan in collaboration with Village departments.
  - Collaborate with other governing bodies to address DEI needs utilizing a collective impact approach to advance mutually beneficial and reinforcing initiatives.
  - Coordinate implementation of the Village's language access program and related services consistent with Village approved policy.
  - Coordinate development and implementation of the Village's Welcoming City initiative and related services.
- Coordinate community-based DEI education and training to continuously foster an inclusive culture throughout the Village.

- Implement Community Relations polices, programs, initiatives, and service activities:
  - Administer and enforce the Village’s Human Rights Ordinance.
  - Oversee and coordinate community conflict resolution services and intercultural relations programming on behalf of the Village:
    - Implement the Village’s community mediation program; and,
    - Coordinate group/intergroup facilitation programming and services to foster positive intercultural relations.
  - Coordinate Tenant/Landlord Relations:
    - Investigate complaints of discrimination, unlawful management practices, and code compliance for mitigation;
    - Provide diversity training to the public, residents, landlords, and realtors;
    - Mediate landlord-tenant disputes to promote long-term rental tenancy; and,
    - Conduct fair-housing educational sessions for realtors, landlords, property managers, tenants and the public.
    - Conduct diversity counseling in accordance with Article 6 of the Human Rights Ordinance.
  - Plan and coordinate cultural/heritage community celebration events that reflect the rich diversity of Oak Park:
    - Day in Our Village Festival;
    - Juneteenth Flag Raising Ceremony and Community Cookout;
    - July 4th Diversity Parade;
    - Black History Month;
    - Viva Oak Park” Hispanic Heritage Month;
    - Women’s History Month;
    - Pride Party Celebration; and,
    - Holi Festival of Colors.
  - Collaborate with governmental partners to assist with coordination of youth engagement and development activities.
  - Educate landlords/property managers and prospective/current tenants on the Residential Tenant Landlord Ordinance (RTLO), Just Housing Amendment, and other state or local ordinances so as to improve quality of life and mitigate legal issues.
  - Provide referrals for legal, housing, mental health, senior, and youth services.
- Provide staff-liaison support to the Community Relations, Disability Access and Aging in Communities commissions.

### ***Department Goals***

- Review and evaluate all Community Relations programming.
- Review and update the process for receiving and processing discrimination complaints regarding alleged violations of the Village’s Human Rights Ordinance.
- Develop DEI webpages and data dashboards on the Village’s updated website.
- Expand 4<sup>th</sup> of July celebration festivities to account for the loss of the annual fireworks show.

***Current Service Levels:***

- Oversees the implementation of the Climate Ready Oak Park action plan.
- Coordinates across departments to integrate sustainability actions and principles into Village operations.
- Engages and coordinate with community members and partner organizations on Climate Ready Oak Park implementation and community education.
- Continues to support renewable energy in the Village through the administration of the Oak Park Community Solar program, promotion of additional community solar opportunities, and promotion of opportunities for residential installation of renewable energy systems. (RE1, RE03, and BD04).
- Supports the building energy and benchmarking program by providing technical support to building owners, increasing awareness of the program, and seeking opportunities to incentivize and increase compliance (EN01).
- Tracks and reports on progress towards Climate Ready Oak Park commitments via Village communication mediums and through the Climate Disclosure Project (CDP), an international climate reporting platform.
- Seeks external funding for Climate Ready-aligned actions and recommends additional funding options for Board consideration.
- Develops programming plans for an Earth Month celebration in collaboration with local organizations, groups, governmental partners, and neighboring jurisdictions. (AC01)

***Department Goals***

- Hire staff to fill key roles within the Sustainability and Resilience Office.
- Develop program recommendations for revising the current housing rehabilitation programs and grant programs into a “one-stop-shop” to provide coordinated guidance and assistance, particularly to highly vulnerable community members, on increasing energy efficiency, climate resiliency, and electrification of homes and businesses (BD06).
- Utilizing technical assistance provided by the U.S. Department of Energy’s Energy Efficiency and Conservation Block Grant (EECBG) program, develop policy recommendations for a building performance standard (EE02).
- Develop and conduct outreach on the implementation of a parkway ordinance to allow private planting in the parkways with consideration to the use of native species as well as safety and accessibility (NN01).
- Review and propose policy updates to reduce the impacts of light pollution on wildlife and humans (PE03).
- Improve metrics reporting on the Village website. Improve the way CIP projects are identified as CROP actions and how Village spending on climate initiatives is tracked (MU01).

- Develop policy recommendations to update the Retail Single Use Bag Ordinance to improve the policy's effectiveness at reducing plastic use (PP02).

Office of Economic Vitality 1001.41026.101
--

***Current Service Levels:***

- Oversee and manage implementation of the Village's Economic Vitality Strategic Plan, goals, priorities, initiatives and projects in collaboration with Village departments; community, governmental, institutional, and private partners; and various stakeholders specifically including but not limited to real-estate developers and brokers; commercial and multifamily property owners; business owners, entrepreneurs, and investors.
- Lead and manage implementation of the Village's Economic Development practice including various real estate, business, and workforce development programs, services, projects and/or initiatives.
- Conceptualize, initiate, and coordinate business and/or real estate development projects with varying levels of complexity and scale.
- Create and administer economic development incentive policies and programs and provide guidance on and facilitate access to business and development incentives not directly administered by the Village.
- Negotiate and monitor implementation of development agreements.
- Continuously initiate strategic promotion of Village investment opportunities.
- Manage the Village's real-estate portfolio and coordinate all property acquisition and disposition activities of the Village according to established policy.
- Coordinate and facilitate access to small business and entrepreneurship assistance programs including support for women, minority, and disadvantage businesses, for business start-up, expansion and stabilization needs.
- Communicate with existing and prospective property owners, tenants, and business owners to anticipate, assess, and resolve issues related to business occupancy and attracting new investment in Oak Park.
- Continuously implement and refine targeted, business and real-estate investment attraction practices consistent with the Village's Economic Vitality Strategy.
- Serves as the Village's point of contact for business and developer concierge on new investment opportunities and/or emergent challenges, facilitating resource navigation and access to technical assistance within and beyond the Village Organization.
- Facilitate strategic investments in economic vitality focus areas (commercial corridors, business districts, key development sites, etc.).
- Initiates community, intergovernmental, and/or public-private partnerships to advance Economic Vitality goals of the Village.
- Initiate and sustain local, regional, and statewide collaboration on economic development.

- Strategically promote and support arts, culture, filming and special events in the Village.
- Maintain and build strategic partnerships with medical and educational anchor institutions, (locally and regionally) contributing to the economic vitality of Oak Park.
- Compile, publicize, and continuously update economic/market/business research and data/analytic insights on the local economy.
- Lead and manage a comprehensive promotional marketing program for the Village in collaboration with the Office of Communications and Engagement, other Village departments, and community partners to continuously and strategically promote and maintain a positive image of the Village.
- Coordinate community engagement and educational forums on matters concerning EVO policy, programs, projects, services, emergent issues, and the status of economic vitality of the village.
- Coordinate and oversee the operations of the Village's interdepartmental Economic Vitality Team and implementation of its collaborative workplan activities.
- Serve as liaison and coordinate the activities of assigned boards, commissions, and committees of the Village.
- Lead and manage intergovernmental relations and represent the Village on external boards for the advancement of economic vitality goals and priorities.
- Provide administrative oversight of the Economic Vitality Village Board Goal and related projects and initiatives and support to ensure effective and timely implementation.
- Maintain effective organizational and public communication on EVO programs, services, data, and other related content, ensuring quality and timely production and updating of content with all media channels.

### ***Department Goals***

- Hire a new Assistant Village Manager of Economic Vitality to oversee the new Office.
- Finalize and operationalize the Economic Vitality Strategic Plan, ensuring alignment with the Village's goals for long-term economic resiliency.
- Develop and implement promotional programs and materials to retain and attract residents and enterprises, including programs and materials tailored to historically marginalized and veteran business enterprises.
- Explore opportunities to improve consistency and predictability to the Special Events permitting process.
- In alignment with the strategies identified in the Economic Vitality Strategic Plan, assist with the update of the Roosevelt Road Corridor Plan.
- Cultivate partnerships between the Village, business community and partner agencies, and regional and other stakeholders to efficiently secure and leverage funding for key redevelopment and infrastructure projects.
- Develop, refine, and expand the Village's loan, grant, and incentive programs to support business development and real-estate investment.
- Partner with educational institutions and workforce development organizations to provide access to training programs that meet the present and future needs of businesses.

- Foster partnerships with internal Village Departments and external partners to align the Economic Vitality Strategic Plan’s recommendations with the Strategic Vision for Housing Plan to encourage socioeconomically diverse and integrated housing development.
- Proactively pursue local, state, and federal grants and private funding opportunities to support economic vitality initiatives, infrastructure improvements, and sustainable redevelopment projects.
- Coordinate with the City of Chicago to determine the availability of state funding allocated to the North Avenue Streetscape Project, and proactively pursue economic development opportunities along the corridor.
- Coordinate implementation of an economic development strategy along Oak Park Avenue within the Hemingway Business District.
- Coordinate completion of the design for the Percy L. Julian Chicago Avenue Streetscape initiative and begin implementation of economic vitality initiatives along the Chicago Ave Business Corridor, including proactive efforts to build the capacity of the business districts along the corridor.

## 2024 ACCOMPLISHMENTS

### Key Initiatives or Projects in Support of Board Goals

#### COMMUNITY HEALTH & SAFETY

- **Priority 1: Reduce Crime**
  - a.iii Implement an alternative calls-for-service response. Implement staff’s recommendations for a pilot alternative response to calls for service model based on the Village Manager’s Task Force and evaluate the results.
    - Finalized and presented the Village Board with a comprehensive Alternative Call Response Service-Delivery Model; obtained Village Board approval on the Phase 1 implementation; and, presented the Board with options for the final Phase 2 implementation.
- **Priority 3: Implement BerryDunn Report Recommendations**
  - d. Partner with West Suburban Consolidated Dispatch and participating jurisdictions (River Forest and Forest Park) to secure and begin implementation of the new CAD/RMS system to meet new data collection goals.
    - Finalized the multi-agency CAD/RMS needs assessment and completed vendor selection for the initiation of project implementation in FY25.

#### RACIAL EQUITY

- **Priority 1: Ensure Equitable Access to Government Services and Contracts**
  - a. Create a formal language access policy and programming for the Village.
    - Created a formal language access policy and plan for the Village.
  - c. Complete a Racial Equity Assessment and implement a Racial Equity Action Strategic Plan.
    - Completed racial Equity Assessment.
- **Priority 2: Assess and Address Historical Lack of Equity**



- c. Ensured equitable treatment for tenants when renting units by utilizing contractor or Village staff more routinely to test rental practices within the Village to ensure equity among potential tenants.
- d. Collaborated with the West Cook YMCA's chronic health disease prevention initiative (using Village ARPA funds) to develop the health equity component of the program and evaluate if this model should be institutionalized.

## **VIBRANT, DIVERSE, CONNECTED NEIGHBORHOODS**

- **Priority 3: Create Opportunities for Neighborhood & Community Engagement**
  - b. i. Implement an 'Oak Park 101' curriculum and academy, bringing together all facets of municipal government to better engage residents and educate stakeholders about the Village operations and its rich history, wealth of services and brilliant future.
    - Conceptualize a curriculum for a VOP-U (City/Village Government Academy) in preparation for an anticipated launch in 2025.
  - ii. Provide various Village educational workshops and forums (Examples: "Renting in Oak Park", "Parking in Oak Park", "Aging in Oak Park," "Affordable Homeownership in Oak Park", etc.) and various other topics relating to Village operations and key initiatives.
    - Finalized work with the consultant to develop a logo, typeface, and imagery for the Village. Gradual implementation began in 2024 and will continue into the first quarter of 2025 and beyond.

## **SUSTAINABILITY & RESILIENCY**

- **Priority 1: Implement Climate Action Plan**
  - d. Advance Village policies and programs to support the transition of the Village's and the community's natural gas equipment to electric equipment, improve building energy efficiency, and increase onsite renewable energy installations.
    - Continued support of the Village's energy efficiency grant programs with the Sustainability Fund. (CROP AE03, BD06).
  - i. Adopt an energy stretch code for major building renovations and public facilities that requires enhanced building system performance, electrification and readiness for on-site solar energy and electric vehicle charging (based on CROP EE01).
    - Secured technical assistance from the Energy Efficiency and Conservation Block Grant (EECBG) allocation of approximately \$114,000 for technical assistance to support the development of Building Performance Standards (EE02).
  - ii. Revise the current Village's housing rehabilitation programs to a multi-year program to encompass electrification, renewable energy, climate resiliency and healthy housing retrofits for highly vulnerable community members to maintain affordability (based on CROP BD06).
    - Secured technical assistance from the National Renewable Energy Lab to research models for technical assistance centers for building decarbonization and develop a proposal to secure additional technical assistance for program development (BD06).

- f. Advance Village policies and programs to support the transition of the Village's and the community's gas-powered passenger vehicles to zero-carbon vehicles.
  - Assessed the community's interest in and preferences for an electric shuttle using Engage Oak Park (VT05).
- **Priority 2: Reporting on Plan Progress**
  - a. Create a public report of the greenhouse gas data every two years.
    - Assessed the Village's greenhouse gas emissions and progress towards CROP commitments (MU01).
- **Priority 5: Identify Partnerships**
  - a. Return the annual Earth Day event to an annual Earth Day to May Day celebration. Collaborate with governmental partners, neighboring jurisdictions, local organizations, community groups, and artists to recognize and encourage sustainable action (CROP action AC01).
    - Supported the Vision Zero planning process (VT02).

## ECONOMIC VITALITY

- **Priority 1: Update the Village's Formal Economic Vitality Strategy**
  - a. Develop and implement an updated vision and comprehensive economic vitality plan including economic and business development strategies for a post-COVID-19 pandemic, new economic era- positioning Oak Park for the long-term economic and fiscal stability, growth and resiliency. Key plan considerations will generally include but are not limited to formalized strategies, policies, programs, procedures, and/or practices with the appropriate supporting organizational structure.
    - Hosted multiple community and stakeholder engagement meetings to advance the development of the Village's Economic Vitality Strategic Plan.
    - Collaborated with Village's Economic Vitality Strategic Plan consultant to identify emerging businesses suitable for operations in the Oak Park area.
- **Priority 2: Support New and Existing Small Businesses and Districts**
  - a. As part of the Economic Vitality Study, identify categories where Oak Park has the greatest retail sales loss in the community and focus, where possible, efforts at attracting retail clients that help to address the identified loss.
    - Collaborated with Village's Economic Vitality Strategic Plan consultant to identify categories of greatest retail sales loss in the community.

## Department Baseline Service Levels and Goals

Administration 1001.41020.101
-------------------------------

- Asylum-Seeking Migrant Emergency Response: Managed the migrant emergency response including mobilizing and managing EOC operations; initiating intergovernmental collaboration with Cook County Emergency Management, the IL Department of Human Services, and the Governor's Office; and engaging local partners and community volunteers to enable housing options and support services for asylum-seeking migrants.

- Continued Village Organizational Assessment and Reorganization: The Adjudication Department and Economic Vitality Office are being reorganized into the Village Manager's Office. Parking Enforcement is being reorganized under the Parking and Mobility Services Division of the Development Services Department.
- Collective Bargaining: Completion of FOP Patrol IAFF Fire Fighters, FOP Community Service Officer, and SEIU-Water/Sewer contracts.
- Grants Management: Finalized development and implementation of Amplifund Grant Management Software, which will further strengthen the Village's capacity to identify, apply for, track, and manage the implantation of grants in support of Village priorities.
- Goal & Project Management: Finalizing and implementation of Envisio Goal and Project Management Software to further enhance staff ability to track and manage adopted Village Board Priorities.
- Formalized the Emergency Preparedness program village-wide.

Communications & Engagement 1001.41022.101
--

- Enhanced Engage Oak Park community engagement portal by soliciting robust input on more than 20 projects including electrification, leaf-blowers, language access, new housing vision, vision zero, racial equity assessment, Oak Park Ave streetscape; alternative call response, cashless businesses, etc.). Additionally, implemented an aesthetic refresh of the platform to align with revitalized Village brand standards.
- Revamped Village Manager Weekly Report format to be more modern and engaging and launched a new weekly e-news channel.
- Periodic Communication on Events: Introduced periodic info-only memos to the Board on upcoming events.
- Communication on Migrant Response: Managed ongoing emergency communications related to the Village's migrant response efforts (EOC, Board, public, media, etc.)
- Awarded National Community Development Association (NCD) honor for video production for celebration of CDBG Week.
- Worked to finalize design and content migration of new Village web site

Diversity, Equity & Inclusion 1001.41023.101
--

- Presented its first Homeownership Workshop for tenants in support of the pathway to homeownership goal. Fifteen (15) families received information on credit management, financial management, the home buying process, and other information presented to move residents from tenancy to homeownership. Partners for the event included the Park District of Oak Park and CEDA of Illinois who will provide home-buying counseling and resources for down-payment assistance.
- Participated in the Learning and Operationalizing Racial Equity (LORE) pilot program. This innovative program, designed to support municipalities in operationalizing DEI initiatives, spanned eight months and brought together municipal governments from across the State of Illinois.
- The DEI Office played a pivotal role in responding to the needs of Venezuelan migrants arriving in our community. The office coordinated with local agencies, community

organizations, and volunteers to provide essential services, including housing assistance, language support, and access to healthcare.

- The DEI Office successfully implemented four large community events; Black History Month, Day in Our Village, Juneteenth, Pride, 4th of July Diversity Parade, and VIVA! In addition to these large community events that averaged over 400 participants, the DEI Office also introduced new programming around Women's History month and Holi "The Festival of Colors".
- Partnered with the UIC Great Cities Institute to conduct a comprehensive racial equity assessment from May 9, 2023, to January 31, 2024. This assessment utilized a three-part mixed-methods research design. It began with a data-driven community profile, offering a snapshot of the Village's demographics. This was followed by an internal assessment that gathered insights from senior directors within Village Hall to identify institutional barriers, assets, and resources. The final component involved an external assessment of community needs through public engagement with residents and external stakeholders. With the assessment now complete, the office is preparing to conduct a policy audit and will subsequently develop a targeted action plan.
- Collaborated with Northern Illinois University (NIU) Master of Public Administration students, in completing an external assessment of language needs within the community. The NIU students were assisting with the development of VOP's Language Access Plan (LAP) as part of their capstone project.

Sustainability & Resilience 1001.41020.101
--

- Provided strategic recommendations and technical assistance to Village departments to increase the integration of climate and sustainability considerations into municipal operations and policies.
- Facilitated the work of the Environment & Energy Commission, which brought forward policy recommendations to the Board regarding composting and who are in the process of developing recommendations related to electric shuttles.
- Completed a Nighttime Light Environment Assessment and presented the findings to the Environment & Energy Commission.
- Completed Village and community activities in support of the tri-national Monarch Initiative. Received community feedback on a draft Parkway Planting Ordinance in 2023. Staff will use feedback to revise the ordinance draft and conduct more public outreach before bringing the draft recommendations back to the Board in Q4.
- Gathered and analyzed cross-departmental program information and climate data and reported via the global Carbon Disclosure Project reporting platform. The Village received an 'A' score for the 2023 reporting year, which is reflective of the community-wide planning and implementation efforts made towards Climate Ready Oak Park.

Office of Economic Vitality 1001.41026.101
--

- Created and issued Request for Qualifications to solicit proposals for the Chicago Avenue Streetscape Project to publicly recognize the exceptional legacy of Oak Parker Dr. Percy L. Julian; outlined process and potential opportunities to publicly recognize other historically significant Oak Parkers

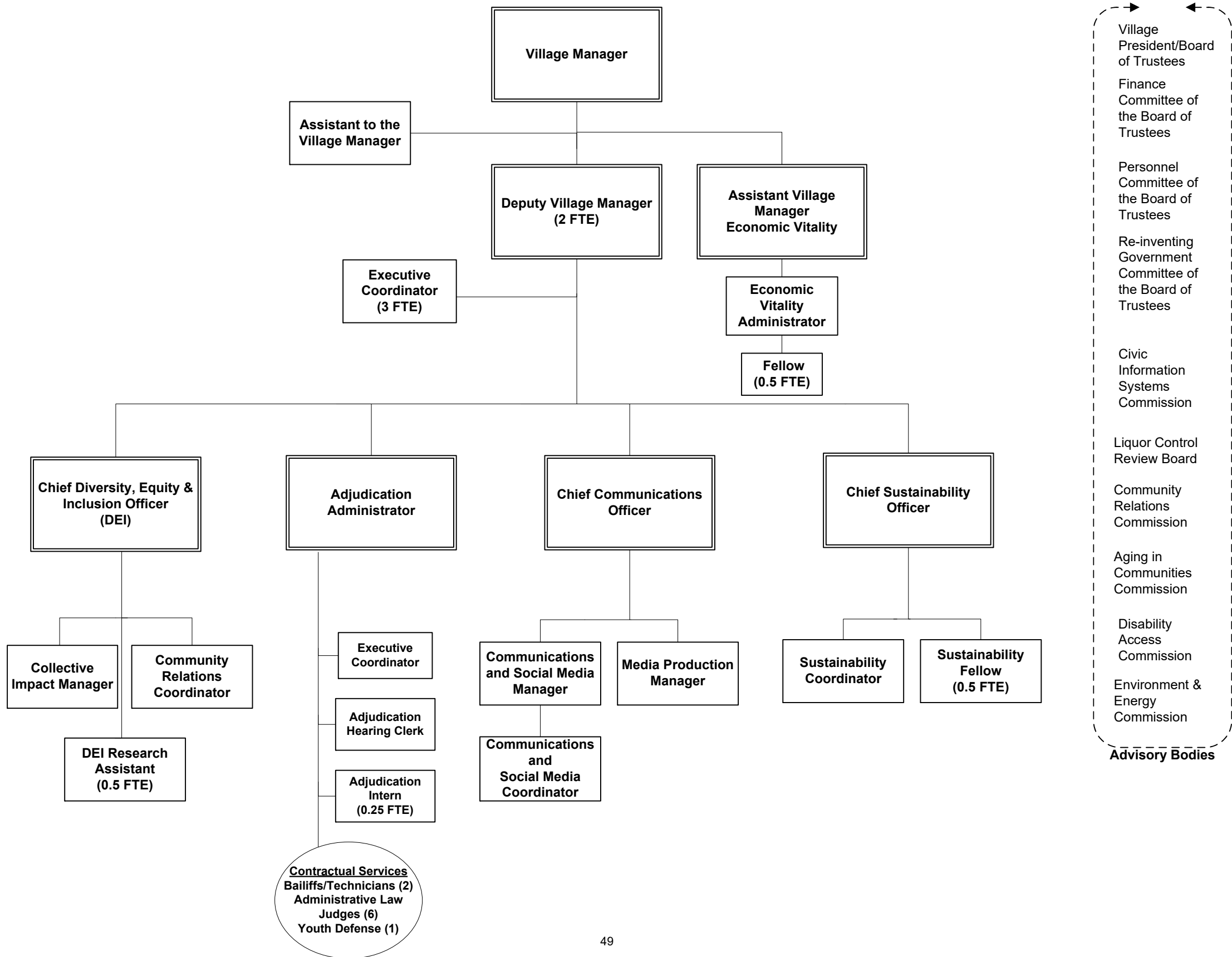
- Facilitated revisions to the Pete’s Market Redevelopment Agreement, strengthening performance standards to accelerate implementation.
- Engaged Oh1Media in a collaboration with Visit Oak Park on a month-long Village tourism and promotional campaign.
- Engaged in preliminary conversations with partner and neighboring taxing authorities, community groups, and nonprofit organizations to explore opportunities to partner on shared economic vitality goals and initiatives
- Managed relationship with the Oak Park, Illinois Film Festival (“OPILFF”) and administered \$2,000 Special Events Incentive to reestablish the event.
- Continued and expanded the Oak Park Green Business Program. Raise awareness of Oak Park’s commitment to sustainable business practices and connect businesses to resources for furthering sustainability practices.

*(The remainder of this page has been intentionally left blank.)*

## Village Manager's Office

Category	2024						Monthly Measures					
	Jan	Feb	Mar	Apr	May	Jun	Jan	Feb	Mar	Apr	May	Jun
Citizen contacts	32	30	33	42	29	34	41	35	58	72	53	45
Social media engagements	13,658	16,951	10,353	9,771	11,507	9,141	20,586	12,129	17,445	15,161	19,904	20,313
Social media new followers	478	431	496	489	465	490	225	273	253	302	321	565
Staff support requests	184	177	143	174	163	141	166	153	202	186	223	190
Video production minutes produced	1,479	1,875	1,791	1,990	1,413	1,636	690	1,112	1,344	1,207	1,996	1,781
Video production online minutes viewed	36,829	35,722	32,426	41,892	57,346	43,472	33,230	24,657	29,351	38,322	30,768	29,389
Website page views	88,785	88,878	92,569	91,408	101,156	100,103	121,103	114,160	146,542	137,997	153,124	129,547
Website unique users	34,874	35,449	37,234	36,382	41,570	40,657	36,390	31,554	39,721	36,075	41,065	35,980
Community Choice Aggregation Revenue	\$ 5,584.00	\$ 5,534.00	\$ 5,495.50	\$ 5,425.50	\$ 5,358.00	\$ 6,312.50		\$ 2,500.00	\$ 2,500.00	\$ 2,500.00	\$ 10,308.00	\$ 6,392.50
Single use bag fee revenue	\$ 14,805.54	\$ 13,801.66	\$ 15,608.15	\$ 14,176.40	\$ 14,601.23	\$ 14,587.71	\$ 12,349.72	\$ 11,842.82	\$ 13,078.33	\$ 12,476.17	\$ 12,772.83	\$ 13,604.16
Number of parking citations contested	2261	3134	3717	3511	3719	2879	2,104	1,733	1,628	1,777	2,098	2,023
Number of parking citations dismissed	291	390	354	481	429	311	232	207	230	197	300	317
Number of parking citations upheld	1750	2218	2757	2540	2731	2114	1,620	1,237	1,160	1,286	1,552	1,325
Number of local ordinance citations	31	48	33	25	40	32	57	38	65	50	50	52
Number of youth cases	20	11	10	9	19	18	18	17	14	16	17	27
Number of final judgements	39	59	42	23	31	30	60	41	60	39	53	57

(The remainder of this page has been intentionally left blank.)



**VILLAGE OF OAK PARK  
FISCAL YEAR 2025 BUDGET**

**GENERAL FUND - VILLAGE MANAGER'S OFFICE ADMINISTRATION**

<u>Fund</u>	<u>Dept</u>	<u>Program</u>	<u>Account</u>	<u>Description</u>	<u>Department</u>	<u>Description</u>	<u>2022 Actual</u>	<u>2023 Actual</u>	<u>Approved 2024 Budget</u>	<u>Amended 2024 Budget</u>	<u>Year End Estimate</u>	<u>2025 Requested Budget</u>
1001	41020	101	510501	General Fund	Village Manager's Office (VMO)	Regular Salaries	(690,566)	(703,835)	(780,707)	(780,707)	(780,131)	(895,387)
1001	41020	201	510501	General Fund	Village Manager's Office (VMO)	Regular Salaries	-	(166,952)	-	-	-	-
1001	41020	202	510501	General Fund	Village Manager's Office (VMO)	Regular Salaries	-	(334,040)	-	-	-	-
1001	41020	202	510503	General Fund	Village Manager's Office (VMO)	Overtime	-	-	-	-	-	-
1001	41020	101	510503	General Fund	Village Manager's Office (VMO)	Overtime	(902)	(239)	(500)	(500)	(100)	-
SUB-TOTAL PERSONNEL SERVICES							(691,467)	(1,205,066)	(781,207)	(781,207)	(780,231)	(895,387)
1001	41020	101	510506	General Fund	Village Manager's Office (VMO)	Equip Allow (Auto,Phone,Tools)	(2,094)	(2,417)	(2,500)	(2,500)	(2,340)	-
1001	41020	201	510506	General Fund	Village Manager's Office (VMO)	Equip Allow (Auto,Phone,Tools)	-	(778)	-	-	-	-
1001	41020	202	510506	General Fund	Village Manager's Office (VMO)	Equip Allow (Auto,Phone,Tools)	-	(505)	-	-	-	-
1001	41020	101	520515	General Fund	Village Manager's Office (VMO)	Health Insurance Opt-out	-	-	-	-	-	-
1001	41020	101	520519	General Fund	Village Manager's Office (VMO)	Vacation Time Payout	-	-	-	-	(1,781)	-
1001	41020	101	520520	General Fund	Village Manager's Office (VMO)	Life Insurance Expense	(281)	(279)	(465)	(465)	(352)	(651)
1001	41020	201	520520	General Fund	Village Manager's Office (VMO)	Life Insurance Expense	-	(54)	-	-	-	-
1001	41020	202	520520	General Fund	Village Manager's Office (VMO)	Life Insurance Expense	-	(372)	-	-	-	-
1001	41020	101	520521	General Fund	Village Manager's Office (VMO)	Health Insurance Expense	(106,541)	(116,790)	(151,176)	(151,176)	(127,806)	(161,587)
1001	41020	201	520521	General Fund	Village Manager's Office (VMO)	Health Insurance Expense	-	(39,921)	-	-	-	-
1001	41020	202	520521	General Fund	Village Manager's Office (VMO)	Health Insurance Expense	-	(81,184)	-	-	-	-
1001	41020	101	520522	General Fund	Village Manager's Office (VMO)	Social Security Expense	(37,525)	(36,690)	(40,981)	(40,981)	(46,743)	(47,180)
1001	41020	201	520522	General Fund	Village Manager's Office (VMO)	Social Security Expense	-	(9,713)	-	-	-	-
1001	41020	202	520522	General Fund	Village Manager's Office (VMO)	Social Security Expense	-	(19,048)	-	-	-	-
1001	41020	101	520523	General Fund	Village Manager's Office (VMO)	Medicare Expense	(9,558)	(9,731)	(11,320)	(11,320)	(11,026)	(12,983)
1001	41020	201	520523	General Fund	Village Manager's Office (VMO)	Medicare Expense	-	(2,272)	-	-	-	-
1001	41020	202	520523	General Fund	Village Manager's Office (VMO)	Medicare Expense	-	(4,455)	-	-	-	-
1001	41020	101	520527	General Fund	Village Manager's Office (VMO)	IMRF Contributions	(36,181)	(19,221)	(24,670)	(24,670)	(21,866)	(31,249)
1001	41020	201	520527	General Fund	Village Manager's Office (VMO)	IMRF Contributions	-	(4,455)	-	-	-	-
1001	41020	202	520527	General Fund	Village Manager's Office (VMO)	IMRF Contributions	-	(9,152)	-	-	-	-
1001	41020	202	520537	General Fund	Village Manager's Office (VMO)	HAS Employer Expense	-	(940)	-	-	-	-
1001	41020	101	560651	General Fund	Village Manager's Office (VMO)	Employees Awards Recognition	(9,368)	(9,026)	(9,000)	(9,000)	(9,000)	(10,000)
SUB-TOTAL FRINGE BENEFITS							(201,547)	(367,003)	(240,112)	(240,112)	(220,914)	(263,650)
1001	41020	101	530650	General Fund	Village Manager's Office (VMO)	Conferences Training	(8,784)	(12,144)	(26,325)	(26,325)	(26,325)	(32,840)
1001	41020	201	530650	General Fund	Village Manager's Office (VMO)	Conferences Training	-	(844)	-	-	-	-
1001	41020	202	530650	General Fund	Village Manager's Office (VMO)	Conferences Training	-	(33)	-	-	-	-
1001	41020	101	530651	General Fund	Village Manager's Office (VMO)	Incentives	-	-	-	-	-	-
1001	41020	101	530660	General Fund	Village Manager's Office (VMO)	General Contractuals	-	-	-	-	-	-
1001	41020	201	530660	General Fund	Village Manager's Office (VMO)	General Contractuals	-	-	-	-	-	-
1001	41020	202	530660	General Fund	Village Manager's Office (VMO)	General Contractuals	-	(97,434)	-	-	-	-
1001	41020	101	530662	General Fund	Village Manager's Office (VMO)	Boards Commissions Support	(12,727)	(7,285)	(20,000)	(20,000)	(20,000)	(20,000)



1001	41020	103	530662	General Fund	Village Manager's Office (VMO)	Boards Commissions Support	-	-	-	-	-	-
1001	41020	321	530662	General Fund	Village Manager's Office (VMO)	Boards Commissions Support	-	-	-	-	-	-
1001	41020	332	530662	General Fund	Village Manager's Office (VMO)	Boards Commissions Support	-	-	-	-	-	-
1001	41020	101	530667	General Fund	Village Manager's Office (VMO)	External Support	(575,236)	(468,148)	(502,716)	(502,716)	(533,591)	(767,716)
1001	41020	201	530667	General Fund	Village Manager's Office (VMO)	External Support	-	(17,886)	-	-	-	-
1001	41020	202	530667	General Fund	Village Manager's Office (VMO)	External Support	-	(4,906)	-	-	-	-
1001	41020	101	530687	General Fund	Village Manager's Office (VMO)	Township Interventionist Program	-	-	-	-	-	-
1001	41020	101	530694	General Fund	Village Manager's Office (VMO)	Government Affairs	-	-	(7,500)	(7,500)	(5,000)	(9,000)
SUB-TOTAL CONTRACTUAL SERVICES							(596,747)	(608,680)	(556,541)	(556,541)	(584,916)	(829,556)
1001	41020	101	550601	General Fund	Village Manager's Office (VMO)	Printing	(100)	(1,552)	(3,000)	(3,000)	(3,000)	(3,000)
1001	41020	201	550601	General Fund	Village Manager's Office (VMO)	Printing	-	-	-	-	-	-
1001	41020	202	550601	General Fund	Village Manager's Office (VMO)	Printing	-	(18,667)	-	-	-	-
1001	41020	101	550602	General Fund	Village Manager's Office (VMO)	Membership Dues	(31,516)	(31,458)	(37,400)	(37,400)	(37,400)	(44,525)
1001	41020	201	550602	General Fund	Village Manager's Office (VMO)	Membership Dues	-	-	-	-	-	-
1001	41020	202	550602	General Fund	Village Manager's Office (VMO)	Membership Dues	-	(400)	-	-	-	-
1001	41020	101	550603	General Fund	Village Manager's Office (VMO)	Postage	(42)	(140)	(400)	(400)	(400)	(150)
1001	41020	201	550603	General Fund	Village Manager's Office (VMO)	Postage	-	-	-	-	-	-
1001	41020	202	550603	General Fund	Village Manager's Office (VMO)	Postage	-	(18,681)	-	-	-	-
1001	41020	101	550605	General Fund	Village Manager's Office (VMO)	Travel & Mileage Reimbursement	-	-	(50)	(50)	(100)	(200)
1001	41020	201	550605	General Fund	Village Manager's Office (VMO)	Travel & Mileage Reimbursement	-	-	-	-	-	-
1001	41020	202	550605	General Fund	Village Manager's Office (VMO)	Travel & Mileage Reimbursement	-	-	-	-	-	-
1001	41020	101	550606	General Fund	Village Manager's Office (VMO)	Books & Subscriptions	(113)	(582)	(400)	(400)	(400)	(705)
1001	41020	201	550606	General Fund	Village Manager's Office (VMO)	Books & Subscriptions	-	(480)	-	-	-	-
1001	41020	202	550606	General Fund	Village Manager's Office (VMO)	Books & Subscriptions	-	(256)	-	-	-	-
1001	41020	101	560616	General Fund	Village Manager's Office (VMO)	Toner Cartridges	-	-	-	-	-	-
1001	41020	101	560620	General Fund	Village Manager's Office (VMO)	Office Supplies	(3,799)	(5,726)	(4,000)	(4,000)	(4,000)	(4,500)
1001	41020	201	560620	General Fund	Village Manager's Office (VMO)	Office Supplies	-	(664)	-	-	-	-
1001	41020	202	560620	General Fund	Village Manager's Office (VMO)	Office Supplies	-	(144)	-	-	-	-
1001	41020	101	560625	General Fund	Village Manager's Office (VMO)	Clothing	-	-	(1,000)	(1,000)	(1,000)	(2,000)
1001	41020	101	560631	General Fund	Village Manager's Office (VMO)	Operational Supplies	-	-	-	-	-	(10,000)
1001	41020	201	560631	General Fund	Village Manager's Office (VMO)	Operational Supplies	-	-	-	-	-	-
1001	41020	202	560631	General Fund	Village Manager's Office (VMO)	Operational Supplies	-	-	-	-	-	-
1001	41020	101	560638	General Fund	Village Manager's Office (VMO)	Special Events	(4,852)	(4,112)	(4,500)	(4,500)	(4,500)	(10,000)
1001	41020	201	560638	General Fund	Village Manager's Office (VMO)	Special Events	-	(36,638)	-	-	-	-
SUB-TOTAL MATERIALS & SUPPLIES							(40,421)	(119,500)	(50,750)	(50,750)	(50,800)	(75,080)
1001	41020	202	570710	General Fund	Village Manager's Office (VMO)	Equipment	-	(6,027)	-	-	-	-
1001	41020	202	570711	General Fund	Village Manager's Office (VMO)	Software	-	(1,176)	-	-	-	-
SUB-TOTAL CAPITAL OUTLAY							-	(7,203)	-	-	-	-
TOTAL EXPENDITURES							(1,530,182)	(2,307,452)	(1,628,610)	(1,628,610)	(1,636,861)	(2,063,673)

VILLAGE OF OAK PARK  
FISCAL YEAR 2025 BUDGET

GENERAL FUND - VILLAGE MANAGER'S OFFICE COMMUNICATIONS

<u>Fund</u>	<u>Dept</u>	<u>Program</u>	<u>Account</u>	<u>Description</u>	<u>Department</u>	<u>Description</u>	<u>2022 Actual</u>	<u>20223 Actual</u>	<u>Approved 2024 Budget</u>	<u>Amended 2024 Budget</u>	<u>Year End Estimate</u>	<u>2025 Requested Budget</u>
1001	41022	101	510501	General Fund	Village Manager's Office (VMO)	Regular Salaries	-	-	(333,403)	(333,403)	(346,945)	(352,445)
1001	41022	101	510503	General Fund	Village Manager's Office (VMO)	Overtime	-	-	-	-	(16)	-
SUB-TOTAL PERSONNEL SERVICES							-	-	(333,403)	(333,403)	(346,961)	(352,445)
1001	41022	101	510506	General Fund	Village Manager's Office (VMO)	Equip Allow (Auto,Phone,Tools)	-	-	(504)	(504)	(504)	(504)
1001	41022	101	520520	General Fund	Village Manager's Office (VMO)	Life Insurance Expense	-	-	(372)	(372)	(363)	(372)
1001	41022	101	520521	General Fund	Village Manager's Office (VMO)	Health Insurance Expense	-	-	(94,311)	(94,311)	(84,422)	(96,669)
1001	41022	101	520522	General Fund	Village Manager's Office (VMO)	Social Security Expense	-	-	(20,671)	(20,671)	(19,670)	(21,852)
1001	41022	101	520523	General Fund	Village Manager's Office (VMO)	Medicare Expense	-	-	(4,834)	(4,834)	(4,600)	(5,110)
1001	41022	101	520527	General Fund	Village Manager's Office (VMO)	IMRF Contributions	-	-	(10,536)	(10,536)	(9,471)	(12,300)
SUB-TOTAL FRINGE BENEFITS							-	-	(131,228)	(131,228)	(119,030)	(136,807)
1001	41022	101	530650	General Fund	Village Manager's Office (VMO)	Conferences Training	-	-	(12,000)	(12,000)	(300)	(12,000)
1001	41022	101	530660	General Fund	Village Manager's Office (VMO)	General Contractuals	-	-	(120,000)	(120,000)	(120,000)	(114,700)
1001	41022	101	530667	General Fund	Village Manager's Office (VMO)	External Support	-	-	(144,000)	(144,000)	(100,000)	(142,700)
SUB-TOTAL CONTRACTUAL SERVICES							-	-	(276,000)	(276,000)	(220,300)	(269,400)
1001	41022	101	550601	General Fund	Village Manager's Office (VMO)	Printing	-	-	(31,500)	(31,500)	(31,500)	(31,500)
1001	41022	101	550602	General Fund	Village Manager's Office (VMO)	Membership Dues	-	-	(1,200)	(1,200)	(845)	(1,500)
1001	41022	101	550603	General Fund	Village Manager's Office (VMO)	Postage	-	-	(29,550)	(29,550)	(29,550)	(29,550)
1001	41022	101	550605	General Fund	Village Manager's Office (VMO)	Travel & Mileage Reimbursement	-	-	(50)	(50)	(30)	(50)
1001	41022	101	550606	General Fund	Village Manager's Office (VMO)	Books & Subscriptions	-	-	(250)	(250)	(250)	(250)
1001	41022	101	560620	General Fund	Village Manager's Office (VMO)	Office Supplies	-	-	(500)	(500)	(500)	(500)
1001	41022	101	560631	General Fund	Village Manager's Office (VMO)	Operational Supplies	-	-	(7,500)	(7,500)	(1,000)	(10,000)
SUB-TOTAL MATERIALS & SUPPLIES							-	-	(70,550)	(70,550)	(63,675)	(73,350)
1001	41022	101	520537	General Fund	Village Manager's Office (VMO)	HSA Employer Expense	-	-	-	-	-	(900)
SUB-TOTAL HAS Employer Expense												(900)
1001	41022	101	570710	General Fund	Village Manager's Office (VMO)	Equipment	-	-	(15,000)	(15,000)	(12,000)	(15,000)
1001	41022	101	570711	General Fund	Village Manager's Office (VMO)	Software	-	-	(3,800)	(3,800)	(3,000)	(4,000)
SUB-TOTAL CAPITAL OUTLAY							-	-	(18,800)	(18,800)	(15,000)	(19,000)
TOTAL EXPENDITURES							-	-	(829,981)	(829,981)	(764,966)	(851,902)

VILLAGE OF OAK PARK  
FISCAL YEAR 2025 BUDGET  
GENERAL FUND - VILLAGE MANAGER'S OFFICE DIVERSITY, EQUITY & INCLUSION

<u>Fund</u>	<u>Dept</u>	<u>Program</u>	<u>Account</u>	<u>Description</u>	<u>Department</u>	<u>Description</u>	<u>2022</u> <u>Actual</u>	<u>2023</u> <u>Actual</u>	<u>Approved</u> <u>2024</u> <u>Budget</u>	<u>Amended</u> <u>2024</u> <u>Budget</u>	<u>Year</u> <u>End</u> <u>Estimate</u>	<u>2025</u> <u>Requested</u> <u>Budget</u>
1001	41023	101	510501	General Fund	Village Manager's Office (VMO)	Regular Salaries	-	-	(239,119)	(239,119)	(226,408)	(243,121)
1001	41023	103	510501	General Fund	Village Manager's Office (VMO)	Regular Salaries	-	-	(65,223)	(65,223)	(65,551)	(66,853)
						SUB-TOTAL PERSONNEL SERVICES	-	-	(304,342)	(304,342)	(291,959)	(309,974)
1001	41023	101	510506	General Fund	Village Manager's Office (VMO)	Equip Allow (Auto,Phone,Tools)	-	-	(936)	(936)	(1,007)	(1,008)
1001	41023	101	520520	General Fund	Village Manager's Office (VMO)	Life Insurance Expense	-	-	(186)	(186)	(91)	(186)
1001	41023	103	520520	General Fund	Village Manager's Office (VMO)	Life Insurance Expense	-	-	(93)	(93)	(91)	(93)
1001	41023	101	520521	General Fund	Village Manager's Office (VMO)	Health Insurance Expense	-	-	(59,844)	(59,844)	(50,637)	(62,945)
1001	41023	103	520521	General Fund	Village Manager's Office (VMO)	Health Insurance Expense	-	-	(10,710)	(10,710)	(10,117)	(10,977)
1001	41023	101	520522	General Fund	Village Manager's Office (VMO)	Social Security Expense	-	-	(14,825)	(14,825)	(13,199)	(15,073)
1001	41023	103	520522	General Fund	Village Manager's Office (VMO)	Social Security Expense	-	-	(4,044)	(4,044)	(3,874)	(4,145)
1001	41023	101	520523	General Fund	Village Manager's Office (VMO)	Medicare Expense	-	-	(3,467)	(3,467)	(3,130)	(3,526)
1001	41023	103	520523	General Fund	Village Manager's Office (VMO)	Medicare Expense	-	-	(946)	(946)	(961)	(969)
1001	41023	101	520527	General Fund	Village Manager's Office (VMO)	IMRF Contributions	-	-	(6,766)	(6,766)	(5,906)	(7,613)
1001	41023	103	520527	General Fund	Village Manager's Office (VMO)	IMRF Contributions	-	-	(2,061)	(2,061)	(1,727)	(2,333)
						SUB-TOTAL FRINGE BENEFITS	-	-	(103,878)	(103,878)	(90,740)	(108,868)
1001	41023	101	530650	General Fund	Village Manager's Office (VMO)	Conferences Training	-	-	(5,000)	(5,000)	(2,500)	(5,000)
1001	41023	102	530650	General Fund	Village Manager's Office (VMO)	Conferences Training	-	-	(1,000)	(1,000)	(1,000)	(5,000)
1001	41023	103	530650	General Fund	Village Manager's Office (VMO)	Conferences Training	-	-	(1,000)	(1,000)	(1,000)	(2,000)
1001	41023	101	530660	General Fund	Village Manager's Office (VMO)	General Contractuals	-	-	(30,000)	(30,000)	(20,000)	(20,000)
1001	41023	102	530660	General Fund	Village Manager's Office (VMO)	General Contractuals	-	-	(5,000)	(5,000)	(500)	(70,000)
1001	41023	101	530667	General Fund	Village Manager's Office (VMO)	External Support	-	-	(30,000)	(30,000)	(10,000)	(125,000)
1001	41023	103	530667	General Fund	Village Manager's Office (VMO)	External Support	-	-	(25,000)	(25,000)	(1,000)	(52,000)
						SUB-TOTAL CONTRACTUAL SERVICES	-	-	(97,000)	(97,000)	(36,000)	(279,000)
1001	41023	101	550601	General Fund	Village Manager's Office (VMO)	Printing	-	-	(5,000)	(5,000)	(5,000)	(5,000)
1001	41023	103	550601	General Fund	Village Manager's Office (VMO)	Printing	-	-	(500)	(500)	(500)	(500)
1001	41023	101	550602	General Fund	Village Manager's Office (VMO)	Membership Dues	-	-	(500)	(500)	(500)	-
1001	41023	101	550603	General Fund	Village Manager's Office (VMO)	Postage	-	-	(200)	(200)	(200)	-
1001	41023	101	550605	General Fund	Village Manager's Office (VMO)	Travel & Mileage Reimbursement	-	-	(1,000)	(1,000)	(1,000)	-
1001	41023	101	550606	General Fund	Village Manager's Office (VMO)	Books & Subscriptions	-	-	(1,000)	(1,000)	(1,500)	(1,500)
1001	41023	101	560620	General Fund	Village Manager's Office (VMO)	Office Supplies	-	-	(1,000)	(1,000)	(700)	(1,000)
1001	41023	101	560631	General Fund	Village Manager's Office (VMO)	Operational Supplies	-	-	(1,000)	(1,000)	(500)	(1,000)
1001	41023	101	560638	General Fund	Village Manager's Office (VMO)	Special Events	-	-	(70,000)	(70,000)	(70,000)	(135,000)
1001	41023	103	560638	General Fund	Village Manager's Office (VMO)	Special Events	-	-	(110,000)	(110,000)	(50,000)	(105,000)
						SUB-TOTAL MATERIALS & SUPPLIES	-	-	(190,200)	(190,200)	(129,900)	(249,000)
						TOTAL EXPENDITURES	-	-	(695,420)	(695,420)	(548,599)	(946,842)

**VILLAGE OF OAK PARK**  
**FISCAL YEAR 2025 BUDGET**  
**SUSTAINABILITY FUND**

<u>Fund</u>	<u>Dept</u>	<u>Program</u>	<u>Account</u>	<u>Description</u>	<u>Department</u>	<u>Description</u>	<u>2022</u> <u>Actual</u>	<u>2023</u> <u>Actual</u>	<u>2024</u> <u>Approved</u> <u>Budget</u>	<u>Amended</u> <u>2024</u> <u>Budget</u>	<u>2025</u> <u>Proposed</u> <u>Budget</u>
2310	41020	101	441485	Sustainability Fund	Village Manager's Office (VMO)	CCA Energy Efficiency Rebate	217,848	65,090	56,000	56,000	60,000
2310	41300	101	491455	Sustainability Fund	Village Manager's Office (VMO)	Transfer From Env. Services Fund	150,000	150,000	150,000	150,000	150,000
2310	41020	101	445459	Sustainability Fund	Village Manager's Office (VMO)	Bag Fee Revenue	163,818	162,930	150,000	150,000	160,000
2310	41020	101	491490	Sustainability Fund	Village Manager's Office (VMO)	Transfer From ARPA Fund	-	-	-	-	-
2310	41020	101	491499	Sustainability Fund	Village Manager's Office (VMO)	Transfer From Other Funds	-	-	-	-	-
2310	41020	101		Sustainability Fund	Village Manager's Office (VMO)	Transfer From General Fund	-	-	-	-	500,000
SUB-TOTAL REVENUE							531,666	378,020	356,000	356,000	870,000
2310	41020	101	510501	Sustainability Fund	Village Manager's Office (VMO)	Regular Salaries	(133,850)	(151,232)	(212,746)	(212,746)	(212,933)
2310	41020	101	510519	Sustainability Fund	Village Manager's Office (VMO)	Vacation Time Payout	(1,125)	(2,142)	-	-	-
2310	41020	101	520520	Sustainability Fund	Village Manager's Office (VMO)	Life Insurance Expense	(97)	(78)	(186)	(186)	(186)
2310	41020	101	520521	Sustainability Fund	Village Manager's Office (VMO)	Health Insurance Expense	(5,066)	(209)	(30,163)	(30,163)	(41,449)
2310	41020	101	520522	Sustainability Fund	Village Manager's Office (VMO)	Social Security Expense	(8,116)	(9,215)	(13,190)	(13,190)	(13,202)
2310	41020	101	520523	Sustainability Fund	Village Manager's Office (VMO)	Medicare Expense	(1,898)	(2,155)	(3,085)	(3,085)	(3,088)
2310	41020	101	520527	Sustainability Fund	Village Manager's Office (VMO)	IMRF Contributions	(7,001)	(4,187)	(6,025)	(6,025)	(6,637)
2310	41020	101	530650	Sustainability Fund	Village Manager's Office (VMO)	Conferences Training	(2,482)	(884)	(7,500)	(7,500)	(7,500)
2310	41020	101	530667	Sustainability Fund	Village Manager's Office (VMO)	External Support	(144,687)	-	-	-	-
2310	41020	101	550601	Sustainability Fund	Village Manager's Office (VMO)	Printing	(1,006)	(253)	(2,000)	(2,000)	(2,000)
2310	41020	101	550602	Sustainability Fund	Village Manager's Office (VMO)	Membership Dues	(5,139)	(7,420)	(10,000)	(10,000)	(10,000)
2310	41020	101	550603	Sustainability Fund	Village Manager's Office (VMO)	Postage	(24)	(133)	(200)	(200)	(220)
2310	41020	101	550605	Sustainability Fund	Village Manager's Office (VMO)	Travel & Mileage Reimbursement	-	-	(100)	(100)	(100)
2310	41020	101	560606	Sustainability Fund	Village Manager's Office (VMO)	Books & Subscriptions	-	(479)	(500)	(500)	(500)
2310	41020	101	560620	Sustainability Fund	Village Manager's Office (VMO)	Office Supplies	(423)	(934)	(500)	(500)	(500)
2310	41020	101	560620	Sustainability Fund	Village Manager's Office (VMO)	Operational Supplies	-	(534)	(200)	(200)	(200)
2310	41020	101	570668	Sustainability Fund	Village Manager's Office (VMO)	Energy Efficiency Grant Programs	(244,427)	(45,364)	(100,000)	(220,000)	(750,000)
2310	41020	101	570850	Sustainability Fund	Village Manager's Office (VMO)	Solar Projects	(225,000)	-	-	-	-
2310	41020	101	570851	Sustainability Fund	Village Manager's Office (VMO)	Sustainable VOP Projects	(400,000)	-	-	-	-
2310	41020	101	570852	Sustainability Fund	Village Manager's Office (VMO)	Building Energy Use & Resiliency	-	(460)	(400,000)	(400,000)	(435,000)
2310	41020	101	570853	Sustainability Fund	Village Manager's Office (VMO)	Transportation - Climate Ready	-	-	(75,000)	(75,000)	(75,000)
2310	41020	101	570854	Sustainability Fund	Village Manager's Office (VMO)	Climate Resilience - Neighborhood Scale	-	-	(50,000)	(50,000)	(50,000)
2310	41020	101	570855	Sustainability Fund	Village Manager's Office (VMO)	Community Health & Environmental Quality	-	-	(25,000)	(25,000)	(25,000)
2310	41020	101	570856	Sustainability Fund	Village Manager's Office (VMO)	Sustainable Economic Development	-	-	(125,000)	(125,000)	(100,000)
2310	41020	101	570857	Sustainability Fund	Village Manager's Office (VMO)	Healthy & Sustainable Food	-	-	(50,000)	(50,000)	-
2310	41020	101	570858	Sustainability Fund	Village Manager's Office (VMO)	Waste Reduction	-	(10,949)	(25,000)	(25,000)	(25,000)
2310	41020	101	570859	Sustainability Fund	Village Manager's Office (VMO)	Parks, Plants and Biodiversity	-	-	(25,000)	(25,000)	(175,000)
2310	41020	101	570860	Sustainability Fund	Village Manager's Office (VMO)	Climate Plan Administration	-	(26,781)	(50,000)	(50,000)	(75,000)
2310	41020	101	570954	Sustainability Fund	Village Manager's Office (VMO)	Street Lighting Improvements	(467)	-	-	-	-

2310	41020	101	570967	Sustainability Fund	Village Manager's Office (VMO)	Bikeway Capital Project	-	(18,503)	-	(16,497)	-
2310	41020	101	591895	Sustainability Fund	Village Manager's Office (VMO)	Transfer to CIP Fund	-		-	-	-
SUB-TOTAL EXPENDITURES							(1,180,805)	(281,912)	(1,211,395)	(1,347,892)	(2,008,515)
NET SURPLUS/(DEFICIT)							(649,139)	96,108	(855,395)	(991,892)	(1,138,515)

*(The remainder of this page has been intentionally left blank..)*

VILLAGE OF OAK PARK  
FISCAL YEAR 2025 BUDGET  
GENERAL FUND - COMMUNICATION

<u>Fund</u>	<u>Dept</u>	<u>Program</u>	<u>Account</u>	<u>Description</u>	<u>Department</u>	<u>Description</u>	<u>2022 Actual</u>	<u>2023 Actual</u>	<u>Approved 2024 Budget</u>	<u>Amended 2024 Budget</u>	<u>Year End Estimate</u>	<u>2025 Requested Budget</u>
1001	41110	101	510501	General Fund	Communication	Regular Salaries	(303,024)	-	-	-	-	-
1001	41110	101	510503	General Fund	Communication	Overtime	-	-	-	-	-	-
						SUB-TOTAL PERSONNEL SERVICES	(303,024)	-	-	-	-	-
1001	41110	101	510506	General Fund	Communication	Equip Allow (Auto,Phone,Tools)	(505)	-	-	-	-	-
1001	41110	101	520515	General Fund	Communication	Health Insurance Opt Out	58	-	-	-	-	-
1001	41110	101	520520	General Fund	Communication	Life Insurance Expense	(330)	-	-	-	-	-
1001	41110	101	520521	General Fund	Communication	Health Insurance Expense	(56,754)	-	-	-	-	-
1001	41110	101	520522	General Fund	Communication	Social Security Expense	(17,392)	-	-	-	-	-
1001	41110	101	520523	General Fund	Communication	Medicare Expense	(4,067)	-	-	-	-	-
1001	41110	101	520527	General Fund	Communication	IMRF Contributions	(16,105)	-	-	-	-	-
						SUB-TOTAL FRINGE BENEFITS	(95,096)	-	-	-	-	-
1001	41110	101	530650	General Fund	Communication	Conferences Training	-	-	-	-	-	-
1001	41110	101	530660	General Fund	Communication	General Contractuals	(119,399)	(1,245)	-	-	-	-
1001	41110	113	530660	General Fund	Communication	General Contractuals	-	-	-	-	-	-
1001	41110	101	530667	General Fund	Communication	External Support	(12,174)	(159)	-	-	-	-
1001	41110	113	530667	General Fund	Communication	External Support	-	-	-	-	-	-
						SUB-TOTAL CONTRACTUAL SERVICES	(131,572)	(1,404)	-	-	-	-
1001	41110	101	550601	General Fund	Communication	Printing	(22,248)	-	-	-	-	-
1001	41110	101	550602	General Fund	Communication	Membership Dues	-	-	-	-	-	-
1001	41110	101	550603	General Fund	Communication	Postage	(22,498)	(10,415)	-	-	-	-
1001	41110	101	550605	General Fund	Communication	Travel & Mileage Reimbursement	-	-	-	-	-	-
1001	41110	101	550606	General Fund	Communication	Books & Subscriptions	(169)	-	-	-	-	-
1001	41110	101	550666	General Fund	Communication	Public Information Promotions	-	-	-	-	-	-
1001	41110	101	560620	General Fund	Communication	Office Supplies	(81)	-	-	-	-	-
1001	41110	101	560631	General Fund	Communication	Operational Supplies	(109)	(13)	-	-	-	-
1001	41110	113	560631	General Fund	Communication	Operational Supplies	-	-	-	-	-	-
						SUB-TOTAL MATERIALS & SUPPLIES	(45,106)	(10,428)	-	-	-	-
1001	41110	101	570710	General Fund	Communication	Equipment	(13,632)	-	-	-	-	-
1001	41110	101	570711	General Fund	Communication	Software	(243)	-	-	-	-	-
						SUB-TOTAL CAPITAL OUTLAY	(13,874)	-	-	-	-	-
						TOTAL EXPENDITURES	(588,672)	(11,832)	-	-	-	-

\*The Communication Department was moved into the VMO's Office of Communications and Engagment in FY 2023

## HUMAN RESOURCES DEPARTMENT

---

*The Human Resources Department's mission is to recruit and retain a diverse and highly qualified workforce.*

### EXECUTIVE OVERVIEW

#### DEPARTMENTAL SUMMARY

The Human Resources department serves as an internal service provider and consultant to all departments via highly complex administrative support of the Village Manager, Department Directors, and all staff. Human Resources manages and supports a wide variety of processes and procedures related to employee recruitment and retention, health and welfare benefits administration, employment law compliance, employee compensation, records maintenance, leave management, staff training and development, employee/labor relations, and retirement plan administration.

Services are provided through the following programs: Administration, Labor Relations, Benefits Administration, Employment Engagement, Recruitment & Selection & Training

##### Administration

Maintains accurate employment and benefit records.

##### Labor Relations

Assists in the negotiation and administration of nine collective bargaining agreements and administers the Personnel Manual to ensure that contractual terms and conditions of employment and general Village policies are applied fairly and equitably.

##### Benefits Administration

Provides and administers a comprehensive employee benefits program that is cost-effective while providing significant value to employees in terms of their total compensation.

##### Employment Engagement & Retention

Supports the Village's goal of retaining a high quality workforce by promoting a positive, inclusive and productive work environment.

##### Recruitment & Selection

Supports the Village's goal of being an employer of choice through effective recruitment and retention programs that include applicant management, onboarding, performance management, learning management and recognition and rewards management.

##### Training

Creates and sustains a learning environment to communicate the Village's Mission, Vision and Values, enhances employee engagement through opportunities for personal and professional growth and evaluates and affirms that programs and services are aligned with the organization's priorities and strategic objectives in a cost-effective manner.

## 2025 WORK PLAN

### Key Initiatives or Projects in Support of Board Goals

#### COMMUNITY HEALTH & SAFETY

- **Priority 1: Reduce Crime**
  - a.iii. Support ongoing development and implementation of alternative response to calls for service model.
- **Priority 3: Implement BerryDunn Report Recommendations**
  - c. Continued support of the Board of Fire and Police Commissioners and the Police Department in the recruitment of a diverse pool of qualified candidates.
  - g. Manage the selection and support a third-party firm's review of the Citizen Police Oversight policies, procedures and protocols and assist the firm and Citizen Police Oversight Committee in making recommendations for enhancements to the current model.
- **Priority 6: Ensure Healthy Work Environments for Village Workers**
  - c. Update the strategic plan to strengthen and encourage the health and wellness of Village staff.

#### RACIAL EQUITY

- **Priority 1: Ensure Equitable Access to Government Services and Contracts**
  - c. Champion the Village's racial equity-related goals and projects

#### VIBRANT, DIVERSE, CONNECTED NEIGHBORHOODS

- **Priority 5: Emphasis on Relationship Between Neighborhoods and Business Districts**
  - o Support the ongoing transition of the Special Event permitting process to the Neighborhood Services department.
- **Priority 6: Rapid Response Support for Unhoused Residents**
  - o Partner with the Community Services Administrator to implement the Alternative Response to Calls for Service Phase I and Phase II models adopted by the Board of Trustees including support for unhoused residents.

#### SUSTAINABILITY & RESILIENCY

- **Priority 1: Implement Climate Action Plan**
  - g. Assess Flexible Work Arrangement Policy to identify opportunities to reduce commuter miles from gas-powered passenger vehicles.



## Department Baseline Service Levels and Goals

Human Resources Administrative 1001.41300.101
---

### ***Current Service Levels***

- Recruit and retain a multi-level diverse workforce that meets the Village's organizational needs by leveraging technology, social media and ensuring the Village's compensation and benefits are desirable.
- Partner with all departments in succession planning, workforce planning, and other plans to support a sustainable, inclusive and productive work environment.
- Support the Village Manager in organizational planning and development
- Manage general employee relations; Conduct workforce investigations, promoting open communication between employees and management.
- Review the Village's benefits program to find cost efficiencies or new benefit opportunities that are attractive and add value to the organization.
- Partner with the Law Department to oversee the Village's risk management and worker's compensation program.

### ***Department Goals***

- Create a leadership development program to support the evolving needs of the organization and retain and prepare future organizational leaders.
- Continued enhancement of digital onboarding/offboarding and exploration of efficiencies and process improvements by leveraging technology; explore new HRIS and performance management technology solutions.
- Continued implementation and improvement of the Village's updated performance management and evaluation system including integration of the of updated Organizational mission and values.

## **2024 ACCOMPLISHMENTS**

### **Key Initiatives & Projects in Support of Board Goals**

#### **COMMUNITY HEALTH & SAFETY**

- Developed recommendation for the alternative response to calls for service model began implementation of Phase 1 of the program in partnership with the Neighborhood Services Department (Priority 1.a.iii)
- Continued to support the Board of Fire and Police Commissioners with hiring entry-level police and fire employees and internal police promotions, revising and adopting new rules to enhance recruitment of critical public safety staff (Priority 3.c)
- Introduced a lateral police officer hiring process and worked with the Village Manager's office to negotiate employment incentives and compensation programs to enhance recruitment and retention of public safety staff (Priority 3.c)
- Conducted an RFP for Citizen Police Oversight Recommendation Consultant Services to review the Citizen Police Oversight policies, procedures and protocols and make recommendations for enhancements to the current model (Priority 3.g)

- Reinstated Employee Wellness Committee in partnership with the Health Department designed to enhance current wellness options, evaluate existing health strategies, and encourage health and wellness Village-wide (Priority 6.a & 6.b)

## **RACIAL EQUITY**

- Worked with the Chief Diversity Equity and Inclusion Officer to advance racial equity programming.

## **VIBRANT, DIVERSE NEIGHBORHOODS**

- Supported the Development Services Department in developing special event policies related to the Board's vision, values and goals (Priority 5)
- Supported the development of unhoused support within the alternative response to calls for service phase 1 model (Priority 6.b)

## **SUSTAINABILITY & RESILIENCY**

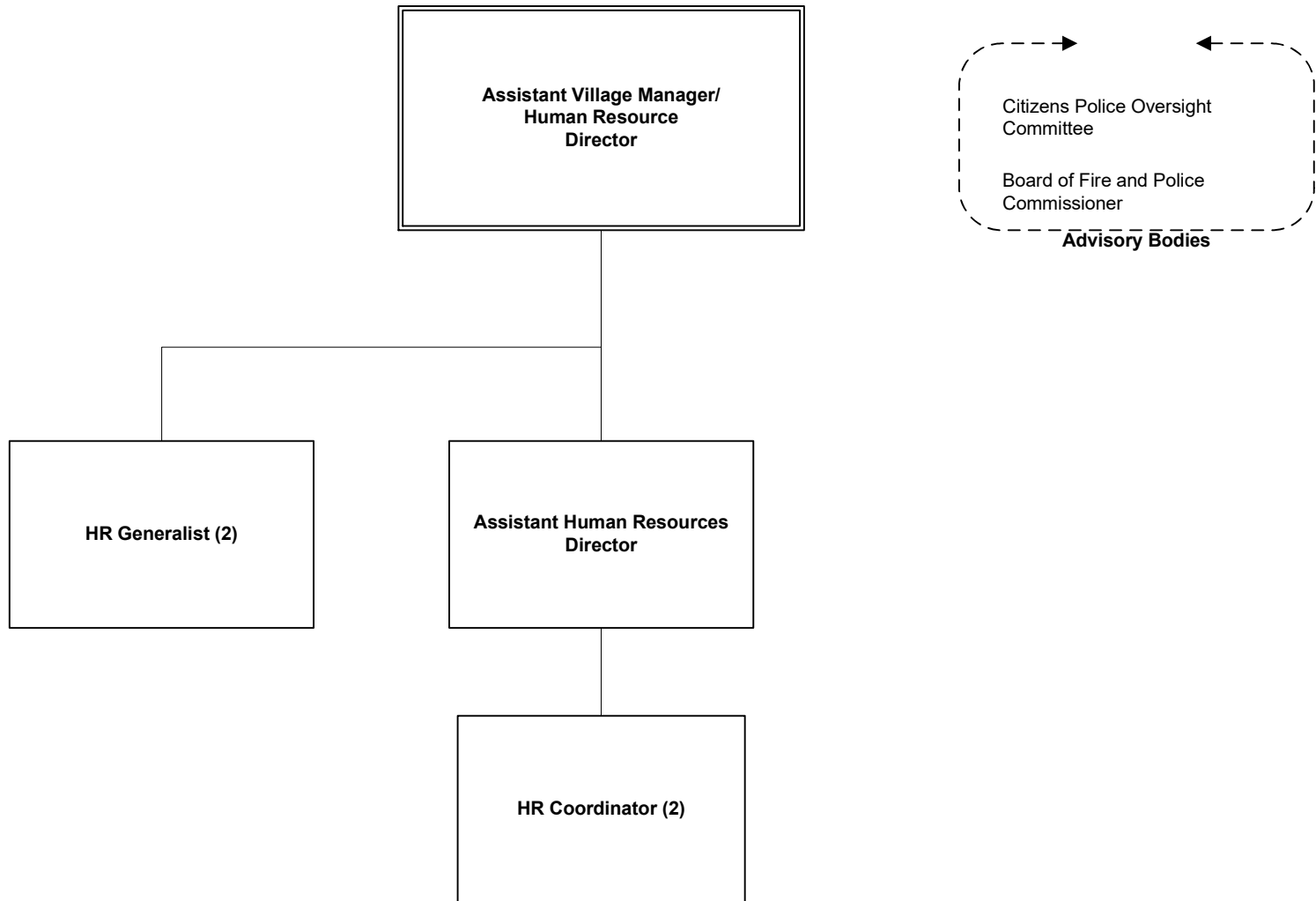
- Assessed the flexible work arrangement policy and implemented a summer hours pilot program that may reduce Village infrastructure energy usage (Priority 1.g.i)
- Implementation of the Illinois Transportation Benefits Program Act within our organization. This initiative has been one component of our efforts to promote environmentally friendly practices and support the well-being of employees. (Priority 1.g.i)

### **Department Baseline Service Levels and Goals**

- Updated the Village's performance management and evaluation process to align with the new mission and values of the organization.
- Conducted a non-union classification and compensation evaluation for 100 employees throughout the organization; made recommendations related to the evaluation and implemented the Village's updated compensation and classification pay plan for non-union employees
- Enhanced Village training and development opportunities through a variety of activities including the implementation of a Learning Management System (LMS) platform which offers a comprehensive suite of training modules that support continuous learning and professional development for all staff and commission members.
- Created opportunities for in-house and in-person professional development sessions including management training focused on expectations & accountability, leadership, and strategies & insights for managers and general training and development for all staff including worksite safety, teamwork, customer service, and conflict resolution
- Continued partnership with the Oak Park River Forest High School to operate the high school internship program in the Public Works Department, recruiting and onboarding 6 local high school students to work in various Public Works divisions; creating career pathways and enhancing the relationship with an intergovernmental partner.
- Hired and onboarded over 50 employees (45 as of 8/7)
- Established a series of employee engagement opportunities designed to create more unity in the workforce including Quarterly Supervisor Town Halls, the 3<sup>rd</sup> Annual Employee BBQ, Village Values Awards, and a number of other employee engagement events throughout the year which fostered recognition and community amongst colleagues.
- Implemented an electronic eligibility file transmittal to life insurance provider for seamless benefits administration.

- Participated in successor bargaining agreement negotiations with FOP Sergeants, SEIU Water & Sewer, Mechanics, IAFF, FOP Patrol and FOP CSO work groups.
- Reviewed the Village's benefits program to find cost efficiencies or new benefit opportunities that are attractive and add value to the organization.
- Partnered with the Law Department to oversee the Village's risk management and worker's compensation program.
- Coordinated the Village's response to asylum-seeking migrants in the community including program development, partnership management and funding strategy
- In partnership with the Village Manager's Office, supported the reorganization of the Village organization to recruit key leadership positions within the newly aligned Neighborhood Services Department

*(The remainder of this page has been intentionally left blank.)*



VILLAGE OF OAK PARK  
FISCAL YEAR 2025 BUDGET  
GENERAL FUND - HUMAN RESOURCES

<u>Fund</u>	<u>Dept</u>	<u>Program</u>	<u>Account</u>	<u>Description</u>	<u>Department</u>	<u>Description</u>	<u>2022 Actual</u>	<u>2023 Actual</u>	<u>Approved 2024 Budget</u>	<u>Amended 2024 Budget</u>	<u>Year End Estimate</u>	<u>2025 Requested Budget</u>
1001	41080	101	510501	General Fund	HR - Human Resources	Regular Salaries	(272,631)	(262,790)	(380,000)	(380,000)	(350,000)	(379,135)
1001	41080	101	510503	General Fund	HR - Human Resources	Overtime	(209)	-	(1,000)	(1,000)	(1,000)	(1,000)
1001	41080	101	510515	General Fund	HR - Human Resources	Comp Time	-	-	-	-	-	-
SUB-TOTAL PERSONNEL SERVICES							(272,840)	(262,790)	(381,000)	(381,000)	(351,000)	(380,135)
1001	41080	101	510506	General Fund	HR - Human Resources	Equip Allow (Auto,Phone,Tools)	-	(467)	(504)	(504)	(504)	(504)
1001	41080	101	510519	General Fund	HR - Human Resources	Vacation Time Payout	-	-	-	-	(672)	-
1001	41080	101	520505	General Fund	HR - Human Resources	Tuition Reimbursement	(4,000)	(2,000)	(5,000)	(5,000)	(5,000)	(5,000)
1001	41080	101	520515	General Fund	HR - Human Resources	Health Insurance Opt Out	-	-	-	-	-	-
1001	41080	101	520520	General Fund	HR - Human Resources	Life Insurance Expense	(281)	(240)	(349)	(349)	(349)	(395)
1001	41080	101	520521	General Fund	HR - Human Resources	Health Insurance Expense	(45,431)	(44,980)	(68,981)	(68,981)	(68,981)	(68,136)
1001	41080	101	520522	General Fund	HR - Human Resources	Social Security Expense	(15,611)	(15,332)	(22,127)	(22,127)	(22,127)	(23,568)
1001	41080	101	520523	General Fund	HR - Human Resources	Medicare Expense	(3,651)	(3,586)	(5,175)	(5,175)	(5,175)	(5,512)
1001	41080	101	520527	General Fund	HR - Human Resources	IMRF Contributions	(14,694)	(7,201)	(11,278)	(11,278)	(11,278)	(13,267)
SUB-TOTAL FRINGE BENEFITS							(83,668)	(73,806)	(113,414)	(113,414)	(114,086)	(116,382)
1001	41080	133	520668	General Fund	HR - Human Resources	Unemployment Ins Payments	(16,850)	(6,766)	(20,000)	(20,000)	(10,000)	(10,000)
1001	41080	101	530646	General Fund	HR - Human Resources	Pre-employment Testing	(8,823)	(17,777)	(15,000)	(15,000)	(15,000)	(15,000)
1001	41080	101	530642	General Fund	HR - Human Resources	Background Check	(4,057)	(5,149)	(5,000)	(5,000)	(5,000)	(5,000)
1001	41080	134	530642	General Fund	HR - Human Resources	Background Check	(188)	(1,342)	(2,500)	(2,500)	-	(2,500)
1001	41080	101	530650	General Fund	HR - Human Resources	Conferences Training	(467)	(1,594)	(3,500)	(3,500)	(3,000)	(3,000)
1001	41080	131	530650	General Fund	HR - Human Resources	Conferences Training	-	-	-	-	-	-
1001	41080	101	530652	General Fund	HR - Human Resources	Training Services	(2,378)	(13,058)	(105,000)	(105,000)	(105,000)	(105,000)
1001	41080	134	530655	General Fund	HR - Human Resources	Consultant Fees	-	-	-	-	-	-
1001	41080	101	530658	General Fund	HR - Human Resources	Temporary Services	(67,821)	(142,861)	(75,000)	(75,000)	(75,000)	(65,000)
1001	41080	101	530667	General Fund	HR - Human Resources	External Support	(38,297)	(57,150)	(75,000)	(75,000)	(75,000)	(95,000)
1001	41080	134	530667	General Fund	HR - Human Resources	External Support	(63,112)	(106,317)	(105,000)	(105,000)	(105,000)	(167,200)
1001	41080	134	530678	General Fund	HR - Human Resources	Medical Fees	-	-	(2,500)	(2,500)	-	-
SUB-TOTAL CONTRACTUAL SERVICES							(201,993)	(352,014)	(408,500)	(408,500)	(393,000)	(467,700)
1001	41080	101	550601	General Fund	HR - Human Resources	Printing	-	-	(250)	(250)	(250)	(250)
1001	41080	101	550602	General Fund	HR - Human Resources	Membership Dues	(2,085)	(2,675)	(4,000)	(4,000)	(3,000)	(3,000)
1001	41080	101	550603	General Fund	HR - Human Resources	Postage	(254)	(442)	(500)	(500)	(250)	(250)
1001	41080	101	550605	General Fund	HR - Human Resources	Travel & Mileage Reimbursement	-	-	(200)	(200)	(150)	(150)
1001	41080	101	550606	General Fund	HR - Human Resources	Books & Subscriptions	(200)	-	(200)	(200)	(150)	(150)
1001	41080	101	560620	General Fund	HR - Human Resources	Office Supplies	(1,826)	(5,302)	(5,000)	(5,000)	(5,000)	(5,500)
1001	41080	101	550671	General Fund	HR - Human Resources	Office Machine Service	-	-	(200)	(200)	(200)	(200)
1001	41080	101	560616	General Fund	HR - Human Resources	Toner Cartridges	(450)	-	(1,000)	(1,000)	(1,000)	(1,000)

VILLAGE OF OAK PARK  
FISCAL YEAR 2025 BUDGET  
GENERAL FUND - HUMAN RESOURCES

<u>Fund</u>	<u>Dept</u>	<u>Program</u>	<u>Account</u>	<u>Description</u>	<u>Department</u>	<u>Description</u>	<u>2022</u> <u>Actual</u>	<u>2023</u> <u>Actual</u>	<u>Approved</u> <u>2024</u> <u>Budget</u>	<u>Amended</u> <u>2024</u> <u>Budget</u>	<u>Year</u> <u>End</u> <u>Estimate</u>	<u>2025</u> <u>Requested</u> <u>Budget</u>
1001	41080	101	560638	General Fund	HR - Human Resources	Special Events	(870)	(2,047)	(4,500)	(4,500)	(4,500)	(4,500)
1001	41080	101	560639	General Fund	HR - Human Resources	Advertising	(39,506)	(39,308)	(40,000)	(40,000)	(40,000)	(50,000)
1001	41080	101	560651	General Fund	HR - Human Resources	Employees Awards Recognition	(1,583)	(3,904)	(4,500)	(4,500)	(4,500)	(4,500)
1001	41080	101	560652	General Fund	HR - Human Resources	Employee Physicals	(2,100)	(3,075)	(7,500)	(7,500)	(7,500)	(7,500)
SUB-TOTAL MATERIALS & SUPPLIES							(48,873)	(56,753)	(67,850)	(67,850)	(66,500)	(77,000)
SUBTOTAL							(607,374)	(745,363)	(970,764)	(970,764)	(924,586)	(1,041,217)

(The remainder of this page has been intentionally left blank.)

## **LAW DEPARTMENT**

---

*The Law Department's mission is to provide cost effective legal services to the Village in an efficient and responsive manner.*

### **EXECUTIVE OVERVIEW**

#### **DEPARTMENTAL SUMMARY**

The Law Department is responsible for all legal matters for the Village Organization, providing effective legal services to the Village Board, Village Manager, Boards and Commissions, and Village staff. Legal services include the following: advice and counsel, the prosecution and defense of civil litigation, workers' compensation claims and other contested matters, real estate, land use and zoning matters, transactional matters, development agreements, drafting of ordinances, resolutions, contracts, policies, memorandums, and other documents, the enforcement of the Village Code and Village ordinances, traffic court prosecutions, collections, document review, procurement of the Village's excess insurance policies and property and casualty policy, legal support for Freedom of Information Act requests, supervision of outside counsel, and various other matters as they arise. The Law Department consists of the retained Village Attorney, two Assistant Village Attorneys, Paralegal, and a part-time Secretary.

*(The remainder of this page has been intentionally left blank.)*

## 2025 WORK PLAN

### Key Initiatives or Projects in Support of Board Goals

#### COMMUNITY HEALTH & SAFETY

- **Priority 1: Reduce Crime**
  - a.iii. Support Village staff in implementing the recommendations of the Alternative Calls for Service Task Force.
- **Priority 3: Implement BerryDunn Report Recommendations**
  - g. Support Village staff and the Citizens' Police Oversight Commission on implementation of strategies to refine civilian oversight of the Police Department.

#### RACIAL EQUITY

- **Priority 1: Ensure Equitable Access to Government Services and Contracts**
  - e. Support DEI in the review of the Village Purchasing Policy regarding engagement of Minority and Women-owned businesses
- **Priority 2: Assess and Address Historical Lack of Equity**
  - a. Continue coordination with the Village's Chief Diversity, Equity, and Inclusion Officer in the development of a possible reparations program for the Village.
  - e. Support DEI with the evaluation of the Village's Human Rights Ordinance.
- **Priority 3: Support Integration and Diverse Community Entry Points**
  - a. Support DEI and Neighborhood Services in the assessment of historical racial integration strategies to modernize the Village's approach to racial integration in the context of the Village's Strategic Vision for Housing and Racial Equity Assessment and Action Plan.

*(The remainder of this page has been intentionally left blank.)*



## Department Baseline Service Levels and Goals

Law 1001.41070.101
--------------------

### ***Current Service Levels***

- Continue efforts to successfully defend civil litigation and workers' compensation matters brought against the Village and affirmative litigation in favor of the Village.
- Draft ordinances amending the Village Code as applicable.
- Act as a liaison to the Liquor Control Review Board and the handling and processing of liquor license matters to the Village Board.
- Serving as legal counsel to the Zoning Board of Appeals.
- Prosecute business licensing matters and other matters as they arise.
- Oversee the legal work for other Village boards and commissions.
- Provide legal support for responses to Freedom of Information Act requests.
- Administer the Village's risk management and excess insurance programs.

### ***Department Goals***

- Continued standardization and processing of contracts, intergovernmental agreements, grant agreements, and forms for use by the Law Department and other departments.
- Continue to support Village Staff while evaluating Legal Department operations to achieve the most cost-effective legal service delivery.
- Continue to partner with the Office of Racial Equity and Collective Impact for the Village's community safety plan and think through specific equity goals for each phase.
- Attend training opportunities offered by the Office of Racial Equity and Collective Impact.

*(The remainder of this page has been intentionally left blank.)*

## 2024 ACCOMPLISHMENTS

### Department Baseline Service Levels and Goals

Law 1001.41070.101
--------------------

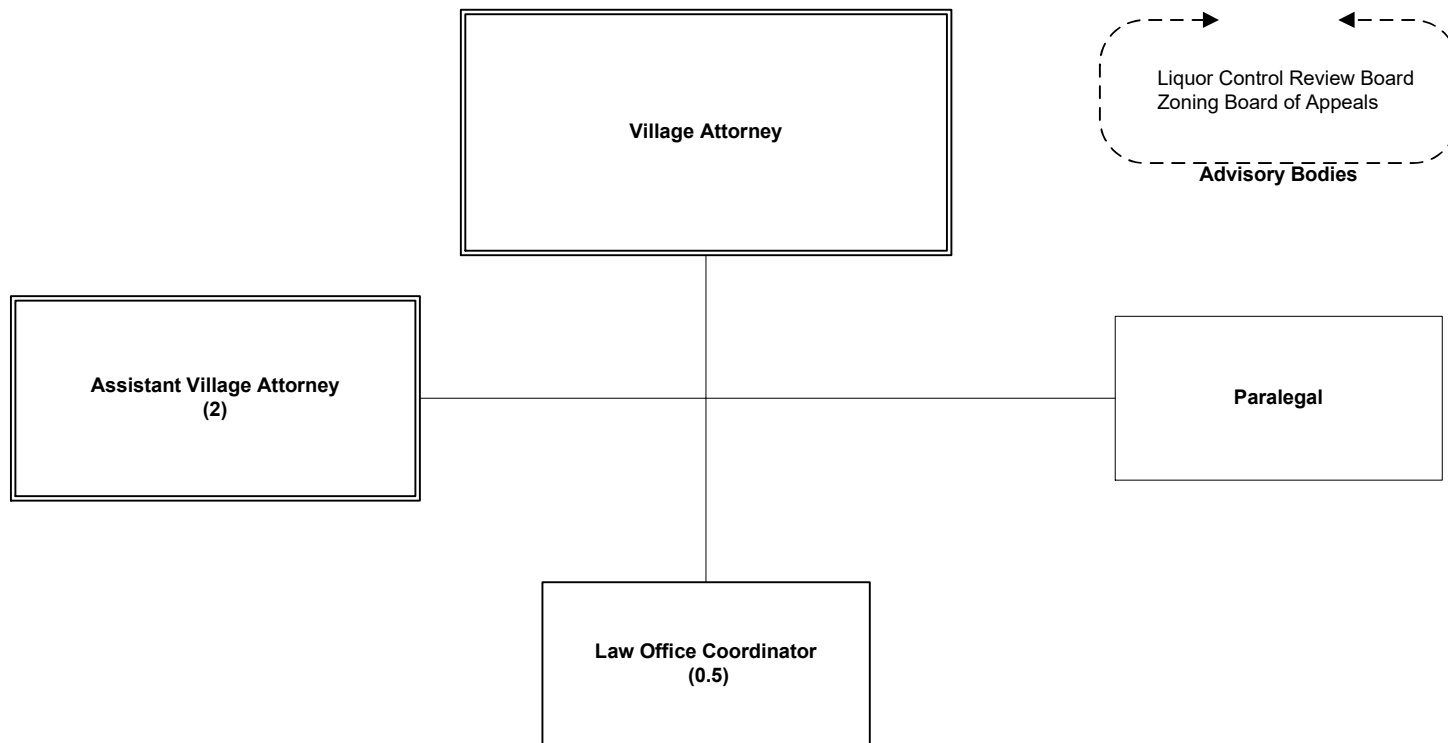
- Added an in-house Assistant Village Attorney to reduce need for contracted legal work.
- Brought additional legal work in-house at a cost-savings to the Village.
- Conducted legal work-related to various pending property developments in the Village.
- Obtained and maintained property tax exemptions for properties owned by the Village.
- Returned properties held privately to the property tax rolls.
- Drafted an ordinance to amend the Village's hotel tax to include transient occupancy rental units.
- Continued to lead the community safety project discussions internally and externally and drafted additional contractual documents for the services of the Village's third-party contractor for the project.
- Resolved litigation pending against the Village in a cost-effective manner at significant cost savings as compared to potential exposure.
- Drafted an ordinance revising the Village's leaf collection program.
- Conducted enforcement actions to resolve health and safety issues at dilapidated properties.
- Prosecuted business license revocation matters.
- Oversaw the Village's traffic prosecution program.
- Supported the Village's continued discussions of reparations.
- Continued to support Village staff on measures related to humane treatment and delivery of support services to the unhoused population.
- Drafted agreements with not-for-profit entities to provide American Rescue Plan Act funding and coordinated Village Board agenda items for approval of the agreements.
- Drafted numerous agreements to provide grant funds to local not-for-profit agencies.
- Drafted numerous agreements with artists for the installation of murals, sculptures, and other public artworks throughout the community.
- Assisted with the drafting and processing of numerous contracts related to the Village's climate action plan.
- Reduced pending civil litigation and workers' compensation cases pursuant to dismissals or settlements reached during the past year.
- Contained the Village's excess insurance policies and property and casualty policy.
- Acted as the liaison to the Liquor Control Review Board and worked to implement various processes for the Board.
- Drafted, reviewed, and approved 424 contracts through October 16, 2024, and 636 contracts during 2023.
- Drafted, reviewed, and approved 116 ordinances and 299 resolutions in 2023 and 45 ordinances and 170 resolutions through October 16, 2024.
- Acted as legal counsel to the Zoning Board of Appeals by attending its meetings and public hearings and drafting, reviewing, and approval of legal notices, staff reports, findings of facts, and resolutions for the Zoning Board of Appeals.
- Oversaw the legal work for various other Village boards and commissions.

- Conducted the legal work related to real estate developments in the Village.
- Filed civil complaints and claims against persons who cause damage to Village property and costs for such damages and the prosecution of those persons through the Village's adjudication system.
- Continued work on pending civil litigation and workers' compensation cases and brought such matters to a successful conclusion.
- Continued standardization and processing of contracts, intergovernmental agreements, grant agreements, and Board agenda item matters.
- Continued administration of the Village's risk management and excess insurance programs.
- Reviewed and processed liquor license applications.
- Worked with other departments to review and process Freedom of Information Act (FOIA) requests.

*(The remainder of this page has been intentionally left blank.)*

Law							Monthly Measures					
Category	2024						2023					
	<u>Jan</u>	<u>Feb</u>	<u>Mar</u>	<u>Apr</u>	<u>May</u>	<u>Jun</u>	<u>Jan</u>	<u>Feb</u>	<u>Mar</u>	<u>Apr</u>	<u>May</u>	<u>Jun</u>
Total Civil court and administrative agency board appearances	6	7	8	7	18	13	12	18	11	15	15	16
Appearances before Illinois Workers' Compensation Commission	1	9	8	2	10	6	2	6	1	4	6	3
Contracts processed	50	32	46	43	41	54	47	52	49	22	65	61
Claims and/or lawsuits received	3	1	2	1	4	2	1	4	4	1	2	2

*(The remainder of this page has been intentionally left blank.)*



**VILLAGE OF OAK PARK  
FISCAL YEAR 2025 BUDGET  
GENERAL FUND - LAW**

<u>Fund</u>	<u>Dept</u>	<u>Program</u>	<u>Account</u>	<u>Description</u>	<u>Department</u>	<u>Description</u>	<u>2022 Actual</u>	<u>2023 Actual</u>	<u>Approved 2024 Budget</u>	<u>Amended 2024 Budget</u>	<u>Year End Estimate</u>	<u>2025 Requested Budget</u>
1001	41070	101	510501	General Fund	LEGAL - Law	Regular Salaries	(373,209)	(394,808)	(575,797)	(575,797)	(405,527)	(586,839)
1001	41070	101	510503	General Fund	LEGAL - Law	Overtime	-	-	(1,000)	(1,000)	(1,000)	(1,000)
1001	40170	101	510519	General Fund	LEGAL - Law	Vacation Time Payout	(838)	-	-	-	-	-
SUB-TOTAL PERSONNEL SERVICES							(374,047)	(394,808)	(576,797)	(576,797)	(406,527)	(587,839)
1001	41070	101	510506	General Fund	LEGAL - Law	Equip Allow (Auto,Phone,Tools)	(505)	(505)	(504)	(504)	(403)	(504)
		101	510519	General Fund	LEGAL - Law	Vacation Time Payout	-	-	-	-	(25,985)	-
1001	41070	101	520520	General Fund	LEGAL - Law	Life Insurance Expense	(249)	(186)	(372)	(372)	(161)	(372)
1001	41070	101	520521	General Fund	LEGAL - Law	Health Insurance Expense	(16,847)	(20,013)	(80,622)	(80,622)	(15,125)	(49,321)
1001	41070	101	520522	General Fund	LEGAL - Law	Social Security Expense	(20,433)	(21,764)	(32,710)	(32,710)	(25,986)	(36,173)
1001	41070	101	520523	General Fund	LEGAL - Law	Medicare Expense	(5,295)	(5,488)	(8,364)	(8,364)	(6,078)	(8,524)
1001	41070	101	520515	General Fund	LEGAL - Law	Health Insurance Opt Out	-	(100)	-	-	-	-
1001	41070	101	520527	General Fund	LEGAL - Law	IMRF Contributions	(18,594)	(9,765)	(18,227)	(18,227)	(10,937)	(20,516)
SUB-TOTAL FRINGE BENEFITS							(61,922)	(57,821)	(140,799)	(140,799)	(84,675)	(115,410)
1001	41070	101	530650	General Fund	LEGAL - Law	Conferences Training	(1,678)	(2,660)	(6,000)	(6,000)	(2,000)	(6,000)
1001	41070	101	530658	General Fund	LEGAL - Law	Temporary Services	-	(129,759)	-	-	-	-
1001	41070	101	530667	General Fund	LEGAL - Law	External Support	(144,476)	-	(185,000)	(185,000)	(185,000)	(185,000)
SUB-TOTAL CONTRACTUAL SERVICES							(146,153)	(132,419)	(191,000)	(191,000)	(187,000)	(191,000)
1001	41070	101	550601	General Fund	LEGAL - Law	Printing	-	-	(100)	(100)	(100)	(100)
1001	41070	101	550602	General Fund	LEGAL - Law	Membership Dues	(1,215)	(1,933)	(2,000)	(2,000)	(2,000)	(2,000)
1001	41070	101	550603	General Fund	LEGAL - Law	Postage	(315)	(355)	(500)	(500)	(500)	(500)
1001	41070	101	550605	General Fund	LEGAL - Law	Travel & Mileage Reimbursement	(152)	(115)	(1,000)	(1,000)	(1,000)	(1,000)
1001	41070	101	550606	General Fund	LEGAL - Law	Books & Subscriptions	(4,488)	(5,217)	(5,000)	(5,000)	(5,000)	(5,000)
1001	41070	101	560620	General Fund	LEGAL - Law	Office Supplies	(1,705)	(2,351)	(2,000)	(2,000)	(2,000)	(2,000)
SUB-TOTAL MATERIALS & SUPPLIES							(7,875)	(9,971)	(10,600)	(10,600)	(10,600)	(10,600)
TOTAL EXPENDITURES							(589,998)	(595,019)	(919,196)	(919,196)	(688,802)	(904,849)

VILLAGE OF OAK PARK  
FISCAL YEAR 2025 BUDGET  
GENERAL FUND - COMMUNITY RELATIONS

<u>Fund</u>	<u>Dept</u>	<u>Program</u>	<u>Account</u>	<u>Description</u>	<u>Department</u>	<u>Description</u>	<u>2022 Actual</u>	<u>2023 Actual</u>	<u>Original 2024 Budget</u>	<u>Amended 2024 Budget</u>	<u>Year End Estimate</u>	<u>2025 Requested Budget</u>
1001	46300	101	510501	General Fund	Community Relations	Regular Salaries	(181,467)	(69,311)	-	-	-	-
1001	46300	101	510503	General Fund	Community Relations	Overtime	(51)	(1,563)	-	-	-	-
1001	46300	101	510515	General Fund	Community Relations	Comp Time	-	-	-	-	-	-
SUB-TOTAL PERSONNEL SERVICES							(181,518)	(70,874)	-	-	-	-
1001	46300	101	510509	General Fund	Community Relations	Comp Time Payout	-	-	-	-	-	-
1001	46300	101	520519	General Fund	Community Relations	Vacation Time Payout	-	(11,982)	-	-	-	-
1001	46300	101	520520	General Fund	Community Relations	Life Insurance Expense	(187)	(93)	-	-	-	-
1001	46300	101	520521	General Fund	Community Relations	Health Insurance Expense	(17,367)	(10,315)	-	-	-	-
1001	46300	101	520522	General Fund	Community Relations	Social Security Expense	(10,893)	(4,928)	-	-	-	-
1001	46300	101	520523	General Fund	Community Relations	Medicare Expense	(2,548)	(1,153)	-	-	-	-
1001	46300	101	520527	General Fund	Community Relations	IMRF Contributions	(9,694)	(2,118)	-	-	-	-
SUB-TOTAL FRINGE BENEFITS							(40,689)	(30,589)	-	-	-	-
1001	46300	101	530662	General Fund	Community Relations	Boards Commissions Support	-	-	-	-	-	-
1001	46300	101	530667	General Fund	Community Relations	External Support	(18,964)	(39,648)	-	-	-	-
SUB-TOTAL CONTRACTUAL SERVICES							(18,964)	(39,648)	-	-	-	-
1001	46300	101	550601	General Fund	Community Relations	Printing	-	-	-	-	-	-
1001	46300	101	550602	General Fund	Community Relations	Membership Dues	(50)	(378)	-	-	-	-
1001	46300	101	550603	General Fund	Community Relations	Postage	(27)	(11)	-	-	-	-
1001	46300	101	530650	General Fund	Community Relations	Conferences Training	-	(106)	-	-	-	-
1001	46300	101	560620	General Fund	Community Relations	Office Supplies	(80)	-	-	-	-	-
SUB-TOTAL MATERIALS & SUPPLIES							(157)	(495)	-	-	-	-
TOTAL EXPENDITURES							(241,328)	(141,606)	-	-	-	-

*\*The Community Relations Department was merged into the VMO's Office of Diversity, Equity & Inclusion beginning in FY 2024*

## DEVELOPMENT SERVICES DEPARTMENT

---

*The Development Services Department's mission is to enhance the quality of life in the Village of Oak Park by providing efficient, consistent, cost-effective, courteous and prompt customer services designed to encourage investment in our community.*

### EXECUTIVE OVERVIEW

#### DEPARTMENTAL SUMMARY

The Development Services Department is comprised of the following five divisions: Administration, Business Services, Parking and Mobility Services, Permit & Development and Planning & Urban Design. The Department delivers its services through the divisions listed below.

##### Administration

Oversees the work of the department's divisions and manages the various development activities of the Village.

##### Business Services Division

Responsible for working with all Village business partner organizations including the Chamber of Commerce and all active business districts. Responsible for the Village's Business District Inspection Program; and the licensing and inspection of all businesses in Oak Park. Assists existing and potential business owners with economic vitality matters and manages the Village's business grant programs.

##### Parking and Mobility Services Division

Manages all aspects of the Village's public parking program, including parking enforcement. (Accomplishment and Work Plan listed in the Parking Fund)

##### Permit & Development Division

Responsible for issuing of permits for all construction activities in the Village. The division is also responsible for the Village's detailed plan review, contractor registration/issuance and construction inspections.

##### Planning & Urban Design Division

Responsible for all planning activities including new developments and administering existing Village plans. The Division also is responsible for managing zoning, historic preservation and Village business signage.



## 2025 WORK PLAN

### Key Initiatives or Projects in Support of Board Goals

#### **VIBRANT, DIVERSE, CONNECTED NEIGHBORHOODS**

- **Priority 1: Support Sustainable Advancement of Affordable Housing**
  - a. i. Implement and evaluate an increase to the Hotel/Motel tax with a portion of said tax dedicated to funding the Housing Trust Fund.
  - ii. Implement and evaluate various building permit fee increases.
  - c. i. Re-evaluate single-family zoning land uses relative to “Missing Middle” housing opportunities and report results to the Village Board with potential recommended action.
  - c. iii. Review the potential of additional housing types/choices in the Village’s existing single-family zoning classifications, beyond ADUs.
  - d. iv. Explore zoning changes to accommodate at-scale housing. The “at-scale” housing term relates to affordable housing-the missing middle.
- **Priority 2: Support Strategies Related to Parking & Mobility**
  - b. Evaluate alternative or expanded eligibility criteria for the Village’s Employee Discount Parking Program, which provides discounted parking rates for employees who work in Oak Park and earn less than \$20 per hour in an effort to lessen parking pressures for neighborhoods in and around business districts.
- **Priority 5: Emphasis on Relationship Between Neighborhoods and Business Districts**
  - a. Explore the role that special events play in the community including impact to neighborhood relationships, economic vitality and overall community experience.

#### **SUSTAINABILITY & RESILIENCY**

- **Priority 1: Implement Climate Action Plan**
  - d. i. Review the energy stretch code for major building renovations and public facilities that require an enhanced building system performance, electrification and readiness for on-site solar energy and electric vehicle charging (based on CROP EE01).
  - iii. Update the Plan Development process to enhance compensating benefits to include additional building energy and water efficiency, waste reduction, and climate resiliency features (based on CROP EE02).

#### **ECONOMIC VITALITY**

- **Priority 1: Update the Village’s Formal Economic Vitality Strategy**
  - a. vi. Continue to strategically encourage and grow the nighttime economy of Oak Park.

- vii. Grow the organizational capacity and vibrancy of neighborhood business districts as a foundational element of growing the economic vitality of the Village.
  - c. i. Renew the Village’s vision and plan for redevelopment of the Roosevelt Road corridor plan.
  - e. i. Explore opportunities with Visit Oak Park to increase local and regional opportunities for visitors that could have a positive impact on Village revenues.
  - g. i. Evaluate relevant land-use standards to ensure consistency with implementation expectations of the updated Economic Vitality and Housing strategies.
- **Priority 2: Support New and Existing Small Businesses and Districts**
    - a. ii. Work with representing brokers and property owners to identity and direct potential retail/commercial clients to consider available vacant spaces.
    - iv. Work with businesses, non-profit organizations and established business districts in their efforts to sponsor and improve upon existing special event programming and assist, where possible, and organization looking to create new community events or re-establish previous events.
    - b. Implement an outreach and education program to raise awareness of Oak Park’s commitment to sustainable business practices. Continue to connect businesses to resources for furthering sustainable practices.

### **Department Baseline Service Levels and Goals**

DS Administration 1001.46260.101
----------------------------------

#### ***Current Service Levels***

- Coordinate and direct all of the activities of the DS Department with special emphasis on ways in which DS programs and activities can be made more affordable to Oak Park residents and businesses.
- Continue to facilitate the Village Staff Construction Communication meetings to ensure cross-departmental cooperation on major construction projects (Private Developments) occurring in Oak Park.
- Continue to serve as a member of the Executive Steering Committee of the Oak Park Homeless Coalition which meets quarterly to work towards a comprehensive plan to make homelessness brief and a rare one-time instance in Oak Park.
- Partner with the office of Racial Equity and Collective Impact to develop DEI goals.
- Review current policies, programs, and procedures with the Chief DEI Officer.
- Continue to ensure that the Department maintains a high level of customer service while striving to be more effective and efficient.

- Continue to serve as the Village’s representatives on the Visit Oak Park Board and the Oak Park Area Arts Council.
- Continue to manage the Departments multiple citizen commission agendas and facilitated multiple meetings and public hearings.

#### ***Department Goals***

- Continue promoting improved public awareness of residents’ and customers’ utilization of Oak Park’s VillageView and Passport Parking online software system.
- Assist in managing the completion of the Villages Housing study, Economic Vitality Study and Roosevelt Road Business Corridor Plan.
- Continue participation in the staff generated Comprehensive Sustainability and Climate Action and Resiliency Plan process.

DS Business Services Division 1001.46262.101
--

#### ***Current Service Levels***

- Continue working with community business partners in assisting and retaining Oak Park businesses.
- Continue assisting in the administration of the joint Village and Chamber of Commerce New Business License and free Chamber of Commerce Membership Program.
- Manage the Village’s New Business Site Assistance (NBSA) Program which involves DS staff coordinating walk-through inspections to ensure business owners receive the attention they need to open successfully.
- Continue to promote and facilitate the Village’s successful Commercial Façade Improvement Program.
- Establish and manage a community-wide commercial space availability data base and make that information available on-line to individuals seeking available spaces that meet their business model plan.
- Continue managing all development projects for the Village, including negotiating and implementing all redevelopment activities, and coordinating timely and efficient responses from the Department and all other Village departments involved.

### ***Department Goals***

- Continue efforts to effectively and safely facilitate non-traditional outdoor dining spaces and assist the business community.
- Continue working to increase efficiencies related to property complaints using the inspections ordinance to ensure that commercial properties are maintained.
- Focus on development projects on the North Avenue, Madison Street, and Roosevelt Road Business Corridors, while also working to support the Village Board's goal of creating an economic development environment that includes a clear, comprehensive approach to meeting the needs of diverse constituents for commercial vitality throughout the Village.
- Continue to serve as the Village's representatives on the Downtown Oak Park Board and attend and assist other business districts throughout the community.

DS Planning & Urban Design Division 1001.46202.101
--

### ***Current Service Levels***

- Continued to maintain a list of Accessory Dwelling Units and associated attributes.
- Continue to review Village codes and ordinances for updates.
- Continue to review multiple building permit applications.
- Continue working with the GIS Consortium on updating the zoning and historic preservation information for the online GIS Map program.
- Work with GIS Consortium to updated Historic Preservation information.
- Continue the Village's review of business signage, resolving illegal business signage when necessary.
- Facilitate annual awards program for Oak Park Historic Preservation and Cavalcade of Pride.
- Assist the Community Design Commission with their year-end review of the Village's sign code.
- Continue to manage multiple citizen commission agendas and facilitated multiple meetings and public hearings.
- Continue to Participate in North Avenue and Oak Park Avenue streetscape and design projects.
- Continue to participate in the Bicycle Plan update process.

- Continue staffing and managing the Village’s planned development and staff Project Review Team (PRT) processes.

#### ***Department Goals***

- Continue to monitor multiple planned development construction projects and their adherence to approved ordinances.
- Continue to participate in the Home Avenue bridge replacement project.
- Continue to participate in the Cap the Ike bridge deck expansion project.
- Continue to participate in bi-monthly construction progress meetings.
- Continue to effectively manage the architectural design consultant that is kept on retainer for building permit and planned development reviews.
- Begin Envision Oak Park Revision/update process.
- Facilitate the Roosevelt Road Corridor Plan in partnership with the City of Berwyn and Town of Cicero.
- Assist in the completion and facilitation of the Village’s Comprehensive Plan.
- Evaluate sing-family zoning, and recommend diversification of housing stock, by implementing the Strategic Vision for Housing Plan.

DS Permit & Development Division 1001.46250.101
---

#### ***Current Service Levels***

- Implement the newly adopted 2021 International Codes.
- Continue the Photo Inspection Policy, established during Covid, in efforts to provide continued customer services.
- Continue to focus on training and obtaining certifications in order to better serve our customers.
- Continue the Elevator Safety Inspection Program by overseeing a contractor to provide elevator safety inspections yearly. Work to streamline process into the CityView Permit /licensing Program.
- Continue our ongoing construction season code enforcement activities.

- Start a more detailed public outreach program promoting the importance of building permits and inspections.
- Continue to offer seminars for contractors and homeowners, either on-line or in-person, focusing on basic construction codes.
- Continue to respond in a timely manner to all Freedom of Information Requests.
- Continue to offer a completely paperless and electronic permitting system through use of our CityView online software. Benchmarks will include expanding the level of online services, improving process transparency and improving interdepartmental communication related to plan reviews through an electronic tracking system.
- Continue participation in the staff generated Comprehensive Sustainability and Climate Action and Resiliency Plan process.

### ***Department Goals***

- Continue updating all code requirement bulletins and guidelines to inform the general public of various construction activities.
- Meet an anticipated high volume of plan reviews and inspections for ongoing, large-scale developments; residential and commercial inspections; plan reviews and permit processing.
- Continue to work with our contractors to maintain quick plan reviews and next-day availability of inspectors.
- Continue to assist the Administration Division with the Village's New Business Site Assistance Program which involves performing walk-through inspections to ensure new business owners receive the attention they need to open successfully.
- Implement the electrification code requiring all new residential and commercial buildings to be entirely electric.
- Present the newly adopted State of Illinois Stretch Energy Code to the Village Board for adoption.

**2024 ACCOMPLISHMENTS**  
**Key Initiatives or Projects in Support of Board Goals**

**VIBRANT, DIVERSE, CONNECTED NEIGHBORHOODS**

- **Priority 1: Support Sustainable Advancement of Affordable Housing**
  - a.
    - i. Implement and evaluate an increase to the Hotel/Motel tax with a portion of said tax dedicated to funding the Housing Trust Fund.
    - ii. Implement and evaluate various building permit fee increases.
      - Staff presented a surcharge of 3.5% on short-term rentals to be dedicated to the Housing Trust Fund. The Village Board adopted the ordinance in February to be effective May 1<sup>st</sup>, 2024.
      - Staff implemented a demolition fee, per Village Board direction, on demolitions of single-family dwellings, multi-family dwellings, non-residential commercial buildings, mix-use buildings and institutional buildings. This fee, as of January 1, 2024 is deposited directly to the Housing Trust Fund.
  - b. Complete the housing study and begin implementation of the updated housing vision and strategy.
    - Successfully completed the Strategic Vision for Housing Plan. Staff began conversations with the Village Board on implementation of the plan.
- **Priority 4: Infrastructure that Promotes Sustainable Transportation**
  - a. Pursue grants or other resources to accelerate the Village's efforts to strategically deploy publicly-accessible electric vehicle charging stations (EVCS) in public lots, garages, and the right-of-way, with an emphasis on areas where residents do not have access to private parking.
    - Staff applied for several grants to accelerate the Village's efforts to increase the EVCS. The Village was awarded a grant from the Metropolitan Mayors Caucus to purchase the charging infrastructure.

**2024 ACCOMPLISHMENTS**  
**Department Baseline Service Levels and Goals**

DS Administration 1001.46260.101
----------------------------------

- DS staff coordinated the Inclusionary Housing Program update and development of fund ordinance.
- DS staff performed staff liaison activities for numerous Village Commissions, Committees, and Boards including Building Codes Advisory, Community Design, Community Development, Disability Access, Historic Preservation, Housing Programs Advisory, Plan Commission, and

Zoning Board of Appeals. Further, DS staff assisted with both the Transportation Commission and the Liquor Control Review Board.

- DS staff continued to facilitate the Village's New Business Site Assistance program by organizing walk-throughs for new business owners interested in receiving feedback from Village staff regarding potential Village licensing, program, and code issues.
- DS staff conducted racial equity assessments of the Village's partner agencies and worked with them to ensure they have equitable policies for the organizations.
- DS staff represented the Village on the Board of Directors of the Downtown Oak Park organization, the Visit Oak Park organization, and the Oak Park Area Arts Council.
- DS staff attended and assisted Business Association meetings (DTOP, Arts District, Hemingway District, etc.) and assisted said Districts throughout the year. In addition, staff assisted business owners in the Pleasant Business District as they work to become a more formal organization.
- DS managed all major building development/redevelopment projects and zoning/special use requests for the Village, including negotiating and implementing all redevelopment activities, plus coordinating timely and efficient responses from the Village. Projects DS worked on in 2024 include, but are not limited to, the extensive list below. Some projects have multi-year construction completion schedules.

326 and 404 Lake Street (Working with owners on re-boot of daycare, special use process)

501 Lake Street OPRF High School (Playing Fields Lighting Improvement Project)

855 Lake Street (ICON – 65-unit remodel)

835 Lake Street Planned Development (New 78-unit residential building)

1034 Lake Street (Building damaged by fire and now property being redeveloped)

1140 Lake Street (Future Holiday Inn Express, 68 Units)

930 N. Boulevard (Property condemned due to safety concerns, undergoing improvements)

715 S. Boulevard (Mixed use with 14 Condos)

261 Washington Boulevard (Ambrosia Homes, five story, 28 unit apartment building)

839 Madison (24-unit mixed use co-housing condominium project)

703 Madison (REDICO's American House 7 story, 177 unit senior living development)

668 Madison (Pete's grocery store)

435 Madison Street (Five story, 42-unit apartment building)

400 Madison (New Oak Park Bank & Trust Building)

229 Madison Street (Three story Park District Community Rec Center)

228 Madison Street (Park District new parking lot required variance)

1117 Garfield Street (Kiddie Academy new development)

HJ Mohr & Sons Property (Working with new owner on redevelopment)

6212 Roosevelt Road (Special use application for BM Custom, LLC for vehicle repair)

7 Van Buren Avenue (OPRC's new 48-unit apartment building)

1105 Pleasant Street (FOCUS Developments new mixed use five story building)

6139 - 6147 North Avenue (Working with owners on re-boot of daycare, special use process)



- DS staff managed the benchmarking program, ensuring that buildings over 10,000 square feet were compliant with the Benchmarking Ordinance. Staff held workshops and seminars to educate property owners on the benefits of reporting energy data.
- DS staff facilitated bi-monthly Village staff Construction Communication Meetings to ensure cross-departmental cooperation on major construction projects occurring in Oak Park.
- DS staff worked with the Village Manager's Office to coordinate Business Association Council meetings and activities.
- DS staff worked with the Village Attorney and Liquor License Review Board to process approximately 20 new liquor license requests.

DS Business Services 1001.46262.101
-------------------------------------

- Continued with the issuance of citations and violation notices to commercial properties found in violation of Village codes with an option of a virtual adjudication hearing.
- Commercial property maintenance inspectors investigated approximately 259 property maintenance complaints, an estimated increase of 159%, which included citizen-initiated complaints and Business Corridor Walks.
- Assisted in the processing 133 new business license applications.
- Processed and issued over 100 liquor license issuances and renewals.
- Applications for 49 outdoor dining sidewalk locations and 6 outdoor dining on-street locations were approved, with 5 businesses doing both. Staff assisted in the processing of the applications and completed inspections with the restaurants reinforcing the importance of maintaining chairs and tables in accordance with the Village's 5' accessible path regulation and new social distancing guidelines. In coordination with Public Works, DS worked diligently with local businesses to ensure appropriate placement of temporary on-street dining opportunities.
- Successfully facilitated the new Pick Oak Park Economic Vitality E-Newsletter to improve business communication throughout the Village.
- Provided New business Opening Assistance.
- DS staff continued to promote and administer the Village's C-FIP (Commercial Façade Improvement Program) designed to promote reinvestment in Oak Park commercial buildings. Several façade improvements were completed in 2024.

DS Planning & Urban Design 1001.46202.101
---

- Completed a new Strategic Vision for Housing Plan assisted by Metropolitan Mayors Caucus.
- Completed follow-up on the Village Board's request regarding changes relative to the Village's Accessory Dwelling Unit regulations in the Zoning Ordinance.
- Continued to maintain a list of Accessory Dwelling Units and associated attributes.
- Continued the Village's review of business signage, resolving illegal business signage when necessary.
- Assisted the Community Design Commission with their year-end review of the Village's sign code.
- Continued to review Village codes and ordinances for updates.
- Converted RuskinARC data to GIS Consortium platform to support the Village's efforts to provide historic preservation district information.
- Participated in the public art selection for Oak Park Avenue Streetscape project.
- Continued to effectively manage the architectural design consultant that is kept on retainer for building permit and planned development reviews.
- Continued working with the GIS Consortium on updating the zoning and historic preservation information for the online GIS Map program.
- Worked with GIS Consortium to updated Historic Preservation Landmark Map.
- Facilitated annual awards program for Oak Park Historic Preservation and Cavalcade of Pride.
- Managed multiple citizen commission agendas and facilitated multiple meetings and public hearings.
- Completed participation in the EV Readiness Cohort in review of electric vehicle evaluation and development.
- Completed participation in the staff generated Building and Energy Code review process.
- Processed various Zoning Ordinance regulations amendments for electric vehicle charging stations and map and text amendment process.
- Continued staffing and managing the Village's planned development and staff Project Review Team (PRT) processes.

- Monitored multiple planned development construction projects and their adherence to approved ordinances.
- Participated in North Avenue and Oak Park Avenue streetscape and design projects.
- Participated in bi-monthly construction progress meetings.
- Reviewed multiple building permit applications.
- Continued working with the GIS Consortium on updating the zoning and historic preservation information for the online GIS Map program.
- Facilitated annual awards program for Oak Park Historic Preservation and Cavalcade of Pride.
- Managed multiple citizen commission agendas and facilitated multiple meetings and public hearings.

DS Permit & Development 1001.46250.101
--

- Continued the Elevator Inspection Safety Program by overseeing contractor inspection services in providing safety checks twice per year. The program provides service to over 330 elevators located throughout the Village.
- While staffing the Building Code Advisory Commission (BCAC), the Commission is currently reviewing the 2024 International Codes to replace the recently the adopted 2021 International Codes.
- The DS - Permit & Development Division educate our customers and the general public by offering an on-line pre-recorded seminar was initiated and held to educate individuals on the changes.
- The DS - Permit & Development Division established an Abandoned or Unissued Permit Follow-Up Pilot Program.
- The DS - Permit & Development Division continues the recently initiated customer service improvements such as photo & Skype inspections. These new services were possible because of our sophisticated software program CityView, where permit and inspection processes are entirely paperless and electronic.
- Established an Abandoned or Unissued Permit Follow-Up Pilot Program
- Continued to offer a completely efficient paperless and electronic permitting system through the use of the Village's CityView online software. Benchmarks will include expanding the level of

online services, improving process transparency, and improving interdepartmental communication related to plan reviews through an electronic tracking system.

- While the DS - Permit & Development Division staffs the Building Code Advisory Commission (BCAC), the Commission is currently reviewing the State of Illinois Stretch Energy Code.
- The DS - Permit & Development Division developed an electrification code requiring all new residential and commercial buildings to be entirely electric.
- The DS - Permit & Development Division issued over 3400 permits a similar amount of permits as issued in 2024 and process approximately 800 contractor registrations. An estimated 2,800 of these permit applications were reviewed for compliance with the Zoning Ordinance, Sign Code and historic preservation regulations.

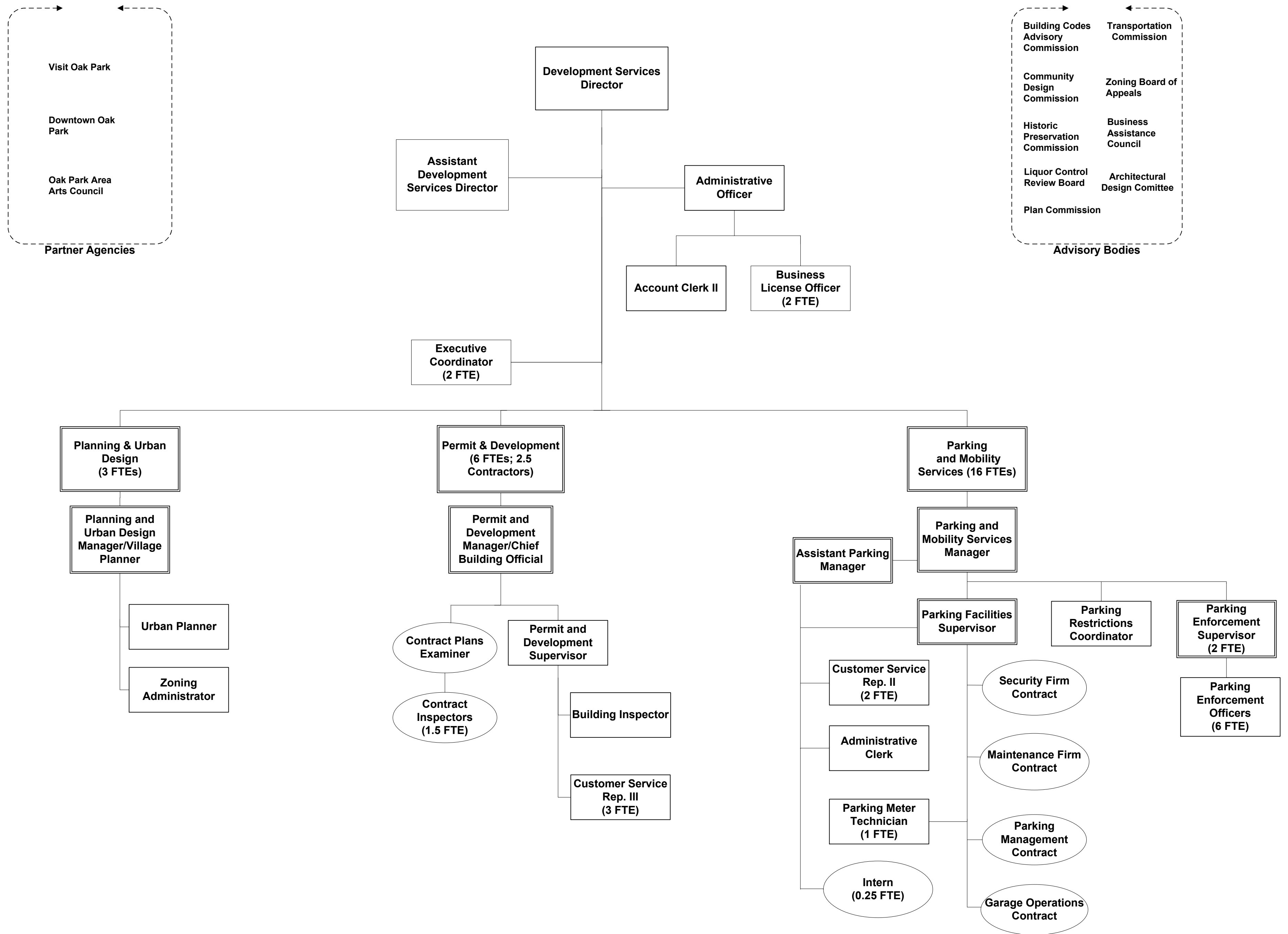
*(The remainder of this page has been intentionally left blank.)*

## Development Services

## Monthly Measures

Category	2024						2023					
	Jan	Feb	Mar	Apr	May	Jun	Jan	Feb	Mar	Apr	May	Jun
Active quarterly/annual parking permits	4,360	6,058	6,298	6,263	6,040	6,290	4,890	4,824	5,005	6,121	5,913	6,117
Building permits issued within two weeks	203	261	397	409	418	438	181	198	351	374	442	426
Building permits issued over two weeks	3	2	2	3	0	7	3	39	2	10	6	9
New Business licenses issued		78	551	216	110	107	8	5	15	8	10	10
Total Business licenses issued	20	8	4	9	13	12	13	356	299	241	129	23
Historic certification of appropriateness applications	4	4	2	4	3	6	5	5	6	3	7	4
Zoning and historic building permit reviews	263	449	597	727	631	631	307	319	518	621	777	683
Planning applications	2	3	7	5	4	4	2	2	5	4	2	3
Single overnight parking passes issued	8,597	10,012	11,043	11,192	10,744	11,827	7,121	7,621	8,230	8,676	8,215	9,400
Percentage of parking permits issued online	67%	76%	76%	75%	75%	74%	73%	73%	73%	77%	78%	77%

*(The remainder of this page has been intentionally left blank.)*



VILLAGE OF OAK PARK  
FISCAL YEAR 2025 BUDGET  
GENERAL FUND - DS PLANNING & URBAN DESIGN

<u>Fund</u>	<u>Dept</u>	<u>Program</u>	<u>Account</u>	<u>Description</u>	<u>Department</u>	<u>Description</u>	<u>2022</u> <u>Actual</u>	<u>2023</u> <u>Actual</u>	<u>APPROVED</u> <u>2024</u> <u>Budget</u>	<u>Amended</u> <u>2024</u> <u>Budget</u>	<u>Year</u> <u>End</u> <u>Estimate</u>	<u>2025</u> <u>Requested</u> <u>Budget</u>
1001	46202	101	510501	General Fund	DS - Planning & Urban Design	Regular Salaries	(264,247)	(274,704)	(306,046)	(306,046)	(265,174)	(314,653)
1001	46202	101	510503	General Fund	DS - Planning & Urban Design	Overtime	(125)	(607)	-	-	(521)	(2,500)
1001	46202	101	510515	General Fund	DS - Planning & Urban Design	Comp Time	(1,567)	(2,139)	-	-	(2,558)	-
SUB-TOTAL PERSONNEL SERVICES							(265,939)	(277,450)	(306,046)	(306,046)	(268,253)	(317,153)
1001	46202	101	510509	General Fund	DS - Planning & Urban Design	Comp Time Payout	(686)	(73)	-	-	(1,264)	-
1001	46202	101	520515	General Fund	DS - Planning & Urban Design	Health Insurance Opt Out	(142)	(100)	-	-	-	-
1001	46202	101	520520	General Fund	DS - Planning & Urban Design	Life Insurance Expense	(281)	(279)	(400)	(400)	(263)	(400)
1001	46202	101	520521	General Fund	DS - Planning & Urban Design	Health Insurance Expense	(58,357)	(57,642)	(63,336)	(63,336)	(59,771)	(83,571)
1001	46202	101	520522	General Fund	DS - Planning & Urban Design	Social Security Expense	(15,201)	(15,977)	(18,975)	(18,975)	(15,305)	(19,508)
1001	46202	101	520523	General Fund	DS - Planning & Urban Design	Medicare Expense	(3,555)	(3,737)	(4,438)	(4,438)	(3,579)	(4,562)
1001	46202	101	520527	General Fund	DS - Planning & Urban Design	IMRF Contributions	(14,322)	(7,138)	(9,671)	(9,671)	(7,389)	(10,981)
SUB-TOTAL FRINGE BENEFITS							(92,544)	(84,946)	(96,820)	(96,820)	(87,571)	(119,022)
1001	46202	101	530650	General Fund	DS - Planning & Urban Design	Conferences Training	(822)	(4,836)	(5,500)	(5,500)	(5,500)	(5,500)
1001	46202	101	530667	General Fund	DS - Planning & Urban Design	External Support	(14,334)	(51,095)	(108,500)	(108,500)	(3,500)	(560,000)
SUB-TOTAL CONTRACTUAL SERVICES							(15,157)	(55,931)	(114,000)	(114,000)	(9,000)	(565,500)
1001	46202	101	550601	General Fund	DS - Planning & Urban Design	Printing	(99)	(45)	-	-	-	-
1001	46202	101	550602	General Fund	DS - Planning & Urban Design	Membership Dues	(1,823)	(1,709)	(1,960)	(1,960)	(1,960)	(1,960)
1001	46202	101	550603	General Fund	DS - Planning & Urban Design	Postage	-	-	-	-	-	-
1001	46202	101	550605	General Fund	DS - Planning & Urban Design	Travel & Mileage Reimbursement	-	-	(50)	(50)	(50)	(200)
1001	46202	101	550606	General Fund	DS - Planning & Urban Design	Books & Subscriptions	(180)	(252)	(890)	(890)	(890)	(920)
1001	46202	101	550652	General Fund	DS - Planning & Urban Design	Legal Postings and Doc. Fees	(11,687)	(7,462)	(7,000)	(7,000)	(7,000)	(8,000)
SUB-TOTAL MATERIALS & SUPPLIES							(13,789)	(9,468)	(9,900)	(9,900)	(9,900)	(11,080)
1001	46202	101	570720	General Fund	DS - Planning & Urban Design	Computer Equipment	-	(33)	(960)	(960)	-	-
							-	(33)	(960)	(960)	-	-
TOTAL EXPENDITURES							(387,428)	(427,828)	(527,726)	(527,726)	(374,724)	(1,012,755)

VILLAGE OF OAK PARK  
FISCAL YEAR 2025 BUDGET  
GENERAL FUND - DS NEIGHBORHOOD SERVICES

<u>Fund</u>	<u>Dept</u>	<u>Program</u>	<u>Account</u>	<u>Description</u>	<u>Department</u>	<u>Description</u>	<u>2022 Actual</u>	<u>2023 Actual</u>	<u>APPROVED 2024 Budget</u>	<u>Amended 2024 Budget</u>	<u>Year End Estimate</u>	<u>2025 Requested Budget</u>
1001	46206	101	510501	General Fund	DS - Neighborhood Services	Regular Salaries	(527,218)	(597,871)	-	-	(180,700)	-
1001	46206	101	510503	General Fund	DS - Neighborhood Services	Overtime	(667)	(375)	-	-	(906)	-
1001	46206	101	510515	General Fund	DS - Neighborhood Services	Comp Time	-	-	-	-	-	-
1001	46206	101	510999	General Fund	DS - Neighborhood Services	Grant Admin. - Salaries	137,751	148,444	-	-	-	-
SUB-TOTAL PERSONNEL SERVICES							(390,134)	(449,802)	-	-	(181,606)	-
1001	46206	101	510506	General Fund	DS - Neighborhood Services	Equip Allow (Auto,Phone,Tools)	-	-	-	-	-	-
1001	46206	101	510509	General Fund	DS - Neighborhood Services	Comp Time Payout	(26)	-	-	-	-	-
1001	46206	101	510519	General Fund	DS - Neighborhood Services	Vacation Time Payout	(2,981)	(633)	-	-	-	-
1001	46206	101	520515	General Fund	DS - Neighborhood Services	Health Insurance Opt Out	(357)	(200)	-	-	-	-
1001	46206	101	520520	General Fund	DS - Neighborhood Services	Life Insurance Expense	(757)	(775)	-	-	(231)	-
1001	46206	101	520521	General Fund	DS - Neighborhood Services	Health Insurance Expense	(55,953)	(86,513)	-	-	(25,605)	-
1001	46206	101	520522	General Fund	DS - Neighborhood Services	Social Security Expense	(36,807)	(40,585)	-	-	(5,643)	-
1001	46206	101	520523	General Fund	DS - Neighborhood Services	Medicare Expense	(8,608)	(9,492)	-	-	(338)	-
1001	46206	101	520527	General Fund	DS - Neighborhood Services	IMRF Contributions	(33,343)	(17,053)	-	-	(4,958)	-
1001	46206	101	520536	General Fund	DS - Neighborhood Services	Dependent Care FSA Match	-	-	-	-	-	-
1001	46206	101	520999	General Fund	DS - Neighborhood Services	Grant Admin. - Benefits	27,380	19,058	-	-	-	-
SUB-TOTAL FRINGE BENEFITS							(111,450)	(136,193)	-	-	(36,775)	-
1001	46206	101	530642	General Fund	DS - Neighborhood Services	Background Check	(28)	-	-	-	-	-
1001	46206	101	530650	General Fund	DS - Neighborhood Services	Conferences Training	(4,368)	(7,032)	-	-	-	-
1001	46206	101	530667	General Fund	DS - Neighborhood Services	External Support	(9,369)	(22,802)	-	-	-	-
1001	46206	101	540660	General Fund	DS - Neighborhood Services	Emergency Services (bps)	(361)	(1,804)	-	-	-	-
SUB-TOTAL CONTRACT SERVICES							(14,127)	(31,638)	-	-	-	-
1001	46206	101	550601	General Fund	DS - Neighborhood Services	Printing	(526)	(45)	-	-	-	-
1001	46206	101	550602	General Fund	DS - Neighborhood Services	Membership Dues	(360)	(100)	-	-	-	-
1001	46206	101	550603	General Fund	DS - Neighborhood Services	Postage	-	-	-	-	-	-
1001	46206	201	550605	General Fund	DS - Neighborhood Services	Travel & Mileage Reimbursement	-	-	-	-	-	-
1001	46206	101	550606	General Fund	DS - Neighborhood Services	Books and Subscriptions	(1,119)	(877)	-	-	-	-
1001	46206	101	550652	General Fund	DS - Neighborhood Services	Legal Postings and Doc. Fees	(99)	(306)	-	-	-	-
1001	46206	101	560620	General Fund	DS - Neighborhood Services	Office Supplies	-	-	-	-	-	-
1001	46206	101	560625	General Fund	DS - Neighborhood Services	Clothing	(817)	(1,192)	-	-	-	-
1001	46206	101	560631	General Fund	DS - Neighborhood Services	Operational Supplies	(2,379)	(1,466)	-	-	-	-
1001	46206	101	570711	General Fund	DS - Neighborhood Services	Software	-	-	-	-	-	-
SUB-TOTAL MATERIALS & SUPPLIES							(5,301)	(3,986)	-	-	-	-
1001	46206	300	585612	General Fund	DS - Neighborhood Services	Housing Rehab Property Grants	(22,072)	(139,202)	-	-	-	-
1001	46206	357	585616	General Fund	DS - Neighborhood Services	Relocation Expenses	-	-	-	-	-	-
1001	46206	101	585651	General Fund	DS - Neighborhood Services	Retail Rehab Grant Programs	-	-	-	-	-	-
1001	46206	230	585652	General Fund	DS - Neighborhood Services	Operating Subsidies- OP Housing Auth.	-	-	-	-	-	-



VILLAGE OF OAK PARK  
FISCAL YEAR 2025 BUDGET  
GENERAL FUND - DS NEIGHBORHOOD SERVICES

<u>Fund</u>	<u>Dept</u>	<u>Program</u>	<u>Account</u>	<u>Description</u>	<u>Department</u>	<u>Description</u>	<u>2022</u> <u>Actual</u>	<u>2023</u> <u>Actual</u>	<u>APPROVED</u> <u>2024</u> <u>Budget</u>	<u>Amended</u> <u>2024</u> <u>Budget</u>	<u>Year</u> <u>End</u> <u>Estimate</u>	<u>2025</u> <u>Requested</u> <u>Budget</u>
1001	46206	240	585652	General Fund	DS - Neighborhood Services	Operating Subsidies- OP Reg. Hous. Ctr.	(298,882)	(176,250)	-	-	-	-
1001	46206	280	585652	General Fund	DS - Neighborhood Services	Operating Subsidies- OP Residence Corp.	(42,500)	(42,500)	-	-	-	-
SUB-TOTAL GRANTS							(363,454)	(357,952)	-	-	-	-
TOTAL EXPENDITURES							(884,465)	(979,571)	-	-	(218,381)	-

*\*The DCS - Neighborhood Services Division became the Neighborhood Services Department beginning in FY 2024*

*(The remainder of this page has been intentionally left blank.)*

VILLAGE OF OAK PARK  
FISCAL YEAR 2025 BUDGET  
GENERAL FUND - DS PERMIT & DEVELOPMENT

<u>Fund</u>	<u>Dept</u>	<u>Program</u>	<u>Account</u>	<u>Description</u>	<u>Department</u>	<u>Description</u>	<u>2022 Actual</u>	<u>2023 Actual</u>	<u>APPROVED 2024 Budget</u>	<u>Amended 2024 Budget</u>	<u>Year End Estimate</u>	<u>2025 Requested Budget</u>
1001	46250	101	510501	General Fund	DS - Permit & Development	Regular Salaries	(363,869)	(364,685)	(448,664)	(448,664)	(391,665)	(472,604)
1001	46250	101	510503	General Fund	DS - Permit & Development	Overtime	(2,619)	(1,769)	(5,000)	(5,000)	(373)	(5,000)
SUB-TOTAL PERSONNEL SERVICES							(366,488)	(366,454)	(453,664)	(453,664)	(392,038)	(477,604)
1001	46250	101	510509	General Fund	DS - Permit & Development	Comp Time Payout	-	-	-	-	-	-
1001	46250	101	520515	General Fund	DS - Permit & Development	Health Insurance Opt Out	-	(100)	-	-	-	-
1001	46250	101	510519	General Fund	DS - Permit & Development	Vacation Time Payout	-	(2,629)	-	-	(590)	-
1001	46250	101	520520	General Fund	DS - Permit & Development	Life Insurance Expense	(467)	(450)	(688)	(688)	(443)	(688)
1001	46250	101	520521	General Fund	DS - Permit & Development	Health Insurance Expense	(46,250)	(66,295)	(84,605)	(84,605)	(73,585)	(97,107)
1001	46250	101	520522	General Fund	DS - Permit & Development	Social Security Expense	(22,068)	(22,116)	(27,817)	(27,817)	(22,775)	(29,301)
1001	46250	101	520523	General Fund	DS - Permit & Development	Medicare Expense	(5,161)	(5,024)	(6,506)	(6,506)	(5,326)	(6,853)
1001	46250	101	520527	General Fund	DS - Permit & Development	IMRF Contributions	(19,383)	(9,051)	(14,178)	(14,178)	(10,723)	(16,494)
1001	46250	101	520537	General Fund	DS - Permit & Development	HSA Employer Expense	-	(1,880)	(1,800)	(1,800)	-	(1,800)
SUB-TOTAL FRINGE BENEFITS							(93,329)	(107,545)	(135,594)	(135,594)	(113,442)	(152,243)
1001	46250	101	530650	General Fund	DS - Permit & Development	Conferences Training	(6,226)	(7,211)	(9,400)	(9,400)	(8,300)	(9,400)
1001	46250	101	530667	General Fund	DS - Permit & Development	External Support	(837,783)	(1,084,657)	(1,400,000)	(1,400,000)	(1,396,160)	(1,400,000)
1001	46250	101	530675	General Fund	DS - Permit & Development	Bank Charges	(39,391)	(35,522)	(25,000)	(25,000)	(25,000)	(25,000)
SUB-TOTAL CONTRACTUAL SERVICES							(883,400)	(1,127,390)	(1,434,400)	(1,434,400)	(1,429,460)	(1,434,400)
1001	46250	101	550601	General Fund	DS - Permit & Development	Printing	(1,123)	(853)	(2,000)	(2,000)	(500)	(2,000)
1001	46250	101	550602	General Fund	DS - Permit & Development	Membership Dues	(500)	(1,126)	(600)	(600)	(600)	(600)
1001	46250	101	550605	General Fund	DS - Permit & Development	Travel & Mileage Reimbursement	-	(42)	(200)	(200)	(100)	(200)
1001	46250	101	550606	General Fund	DS - Permit & Development	Books & Subscriptions	(4,494)	(4,791)	(5,000)	(5,000)	(5,000)	(5,000)
1001	46250	101	560620	General Fund	DS - Permit & Development	Office Supplies	-	-	-	-	-	-
1001	46250	101	560631	General Fund	DS - Permit & Development	Operational Supplies	(1,855)	(3,814)	(5,000)	(5,000)	(4,440)	(5,000)
SUB-TOTAL MATERIALS & SUPPLIES							(7,972)	(10,626)	(12,800)	(12,800)	(10,640)	(12,800)
TOTAL EXPENDITURES							(1,351,188)	(1,612,015)	(2,036,458)	(2,036,458)	(1,945,580)	(2,077,047)

VILLAGE OF OAK PARK  
FISCAL YEAR 2025 BUDGET  
GENERAL FUND - DS ADMINISTRATION & ECONOMIC VITALITY

<u>Fund</u>	<u>Dept</u>	<u>Program</u>	<u>Account</u>	<u>Description</u>	<u>Department</u>	<u>Description</u>	<u>2022</u> <u>Actual</u>	<u>2023</u> <u>Actual</u>	<u>APPROVED</u> <u>2024</u> <u>Budget</u>	<u>Amended</u> <u>2024</u> <u>Budget</u>	<u>Year</u> <u>End</u> <u>Estimate</u>	<u>2025</u> <u>Requested</u> <u>Budget</u>
1001	46260	101	510501	General Fund	DS Administration	Regular Salaries	(335,336)	(472,997)	(222,708)	(222,708)	(351,770)	(245,625)
1001	46262	101	510501	General Fund	DS Administration	Regular Salaries	-	-	(296,801)	(296,801)	(157,807)	(309,494)
1001	46260	101	510503	General Fund	DS Administration	Overtime	(100)	(1,114)	(500)	(500)	(434)	-
1001	46262	101	510503	General Fund	DS Administration	Overtime	-	-	-	-	-	-
1001	46260	101	510519	General Fund	DS Administration	Vacation Time Payout	(741)	(18,263)	-	-	-	-
1001	46262	101	510519	General Fund	DS Administration	Vacation Time Payout	-	-	-	-	-	-
1001	46260	101	510999	General Fund	DS Administration	Grant Admin. - Salaries	-	75,924	-	-	16,358	-
SUB-TOTAL PERSONNEL SERVICES							(336,176)	(416,450)	(520,009)	(520,009)	(493,653)	(555,119)
1001	46260	101	510506	General Fund	DS Administration	Equip Allow (Auto,Phone,Tools)	(168)	(84)	(168)	(168)	-	-
1001	46262	101	510506	General Fund	DS Administration	Equip Allow (Auto,Phone,Tools)	-	-	-	-	-	-
1001	46260	101	520515	General Fund	DS Administration	Health Insurance Opt Out	93	(100)	-	-	-	-
1001	46262	101	520515	General Fund	DS Administration	Health Insurance Opt Out	-	-	-	-	-	-
1001	46260	101	520520	General Fund	DS Administration	Life Insurance Expense	(327)	(607)	(295)	(295)	(277)	(295)
1001	46262	101	520520	General Fund	DS Administration	Life Insurance Expense	-	-	(414)	(414)	(159)	(414)
1001	46260	101	520521	General Fund	DS Administration	Health Insurance Expense	(33,518)	(56,464)	(28,523)	(28,523)	(37,313)	(18,809)
1001	46262	101	520521	General Fund	DS Administration	Health Insurance Expense	-	-	(48,408)	(48,408)	(13,264)	(37,599)
1001	46260	101	520522	General Fund	DS Administration	Social Security Expense	(20,086)	(29,005)	(13,728)	(13,728)	(21,012)	(14,799)
1001	46262	101	520522	General Fund	DS Administration	Social Security Expense	-	-	(18,402)	(18,402)	(9,588)	(19,189)
1001	46260	101	520523	General Fund	DS Administration	Medicare Expense	(4,746)	(6,784)	(3,229)	(3,229)	(4,914)	(3,562)
1001	46262	101	520523	General Fund	DS Administration	Medicare Expense	-	-	(4,304)	(4,304)	(2,243)	(4,488)
1001	46260	101	520527	General Fund	DS Administration	IMRF Contributions	(17,570)	(13,482)	(7,038)	(7,038)	(9,593)	(8,572)
1001	46262	101	520527	General Fund	DS Administration	IMRF Contributions	-	-	(9,379)	(9,379)	(4,311)	(10,801)
1001	46260	101	520999	General Fund	DS Administration	Grant Admin. - Benefits	-	17,897	-	-	3,385	-
SUB-TOTAL FRINGE BENEFITS							(76,322)	(88,629)	(133,888)	(133,888)	(99,289)	(118,528)
1001	46262	101	530642	General Fund	DS Administration	Background Check	-	-	(1,000)	(1,000)	(1,600)	(2,500)
1001	46260	101	530649	General Fund	DS Administration	Sales Tax Rebate	(65,600)	-	(62,000)	(62,000)	(42,237)	(62,000)
1001	46260	101	530650	General Fund	DS Administration	Conferences Training	(2,776)	(2,676)	(10,000)	(10,000)	(8,000)	(10,000)
1001	46262	101	530650	General Fund	DS Administration	Conferences Training	-	-	(8,400)	(8,400)	(3,500)	(4,500)
1001	46260	101	530658	General Fund	DS Administration	Temporary services	-	-	-	-	-	-
1001	46260	101	530667	General Fund	DS Administration	External Support	(216,352)	(228,898)	(126,130)	(129,970)	(181,607)	(152,000)
1001	46262	101	530667	General Fund	DS Administration	External Support	-	-	(160,000)	(208,600)	(150,000)	(410,250)
1001	46260	101	540668	General Fund	DS Administration	Business District Outdoor Dining	(704)	-	-	-	-	-
1001	46262	101	540668	General Fund	DS Administration	Business District Outdoor Dining	-	-	-	-	-	-
SUB-TOTAL CONTRACTUAL SERVICES							(285,432)	(231,574)	(367,530)	(419,970)	(386,944)	(641,250)
1001	46260	101	550601	General Fund	DS Administration	Printing	-	-	-	-	-	-
1001	46262	101	550601	General Fund	DS Administration	Printing	-	-	(1,500)	(1,500)	(1,500)	(1,500)

1001	46260	101	550602	General Fund	DS Administration	Membership Dues	(11,546)	(15,705)	(5,270)	(5,270)	(5,270)	(5,270)
1001	46262	101	550602	General Fund	DS Administration	Membership Dues	-	-	(20,850)	(20,850)	(20,850)	(20,850)
1001	46260	101	550603	General Fund	DS Administration	Postage	(4,008)	(3,746)	(4,000)	(4,000)	(4,000)	(4,000)
1001	46260	101	550690	General Fund	DS Administration	Public Art	-	-	(50,000)	(50,000)	-	(50,000)
1001	46260	101	550605	General Fund	DS Administration	Travel & Mileage Reimbursement	(23)	-	(250)	(250)	(250)	(250)
1001	46262	101	550605	General Fund	DS Administration	Travel & Mileage Reimbursement	-	-	(500)	(500)	(200)	(200)
1001	46260	101	560620	General Fund	DS Administration	Office Supplies	(8,796)	(9,861)	(10,000)	(10,000)	(10,000)	(11,000)
1001	46260	101	570665	General Fund	DS Administration	Census Expenses	-	-	-	-	-	-
1001	46260	101	560625	General Fund	DS Administration	Clothing	-	-	(2,000)	(2,000)	-	(2,000)
1001	46262	101	560625	General Fund	DS Administration	Clothing	-	-	(1,500)	(1,500)	-	(850)
1001	46262	101	560631	General Fund	DS Administration	Operational Supplies	-	-	(2,000)	(4,500)	(4,500)	(2,000)
SUB-TOTAL MATERIALS & SUPPLIES							(24,373)	(29,312)	(97,870)	(100,370)	(46,570)	(97,920)
1001	46260	101	581807	General Fund	DS Administration	Loan Principal	-	-	-	-	-	-
1001	46260	101	581808	General Fund	DS Administration	Loan Interest Expense	-	-	-	-	-	-
SUB-TOTAL DEBT SERVICE							-	-	-	-	-	-
1001	46262	101	550607	General Fund	DS Administration	Village/Chamber Holiday Gift Guide	-	-	(6,500)	(6,500)	(6,500)	-
1001	46262	101	550608	General Fund	DS Administration	Business Vacancy Program	-	-	(10,000)	(10,000)	-	(10,000)
1001	46262	101	550620	General Fund	DS Administration	Shop Local Promotion	-	-	-	-	-	(10,000)
1001	46260	101	583670	General Fund	DS Administration	Affordable Housing	-	-	-	-	-	-
1001	46260	101	591890	General Fund	DS Administration	Transfer to Other Funds	-	-	-	-	-	-
1001	46260	101	585625	General Fund	DS Administration	Hemingway Grant Programs	-	-	-	-	-	(305,000)
1001	46260	101	585651	General Fund	DS Administration	Retail Rehab Grants	(31,909)	(61,853)	-	-	-	-
1001	46262	101	585651	General Fund	DS Administration	Retail Rehab Grants	-	-	(103,000)	(103,000)	(103,000)	(103,000)
1001	46260	101	585652	General Fund	DS Administration	Development Incentives	(45,000)	-	-	-	-	-
1001	46260	231	585652	General Fund	DS Administration	Operating Subsidies - Visit OP	(175,000)	(175,000)	(209,042)	(209,042)	(209,042)	(209,042)
1001	46260	232	585652	General Fund	DS Administration	Operating Subsidies - OPEDC	(555,409)	(393,700)	-	-	-	-
1001	46260	233	585652	General Fund	DS Administration	Operating Subsidies - OP Arts Council	(203,581)	(265,186)	(263,000)	(263,000)	(263,000)	(278,000)
SUB-TOTAL GRANTS							(1,010,899)	(895,739)	(591,542)	(591,542)	(581,542)	(915,042)
TOTAL EXPENDITURES							(1,733,203)	(1,661,704)	(1,710,839)	(1,765,779)	(1,607,998)	(2,327,859)

VILLAGE OF OAK PARK  
FISCAL YEAR 2025 BUDGET  
GENERAL FUND - ECONOMIC VITALITY

<u>Fund</u>	<u>Dept</u>	<u>Program</u>	<u>Account</u>	<u>Description</u>	<u>Department</u>	<u>Description</u>	<u>2022 Actual</u>	<u>2023 Actual</u>	<u>Approved 2024 Budget</u>	<u>Amended 2024 Budget</u>	<u>Year End Estimate</u>	<u>2025 Requested Budget</u>
1001	41026	101	510501	General Fund	Economic Vitality	Regular Salaries	-	-	-	-	-	(281,625)
						SUB-TOTAL PERSONNEL SERVICES	-	-	-	-	-	(281,625)
1001	41026	101	520520	General Fund	Economic Vitality	Life Insurance Expense	-	-	-	-	-	(186)
1001	41026	101	520521	General Fund	Economic Vitality	Health Insurance Expense	-	-	-	-	-	(29,628)
1001	41026	101	520522	General Fund	Economic Vitality	Social Security Expense	-	-	-	-	-	(17,641)
1001	41026	101	520523	General Fund	Economic Vitality	Medicare Expense	-	-	-	-	-	(4,084)
1001	41026	101	520527	General Fund	Economic Vitality	IMRF Contributions	-	-	-	-	-	(9,829)
						SUB-TOTAL FRINGE BENEFITS	-	-	-	-	-	(61,368)
1001	41010	101	530667	General Fund	Economic Vitality	External Support	-	-	-	-	-	(117,000)
1001	41010	101	530660	General Fund	Economic Vitality	General Contractuals	-	-	-	-	-	(4,500)
1001	41010	101	530655	General Fund	Economic Vitality	Consultant Fees	-	-	-	-	-	-
1001	41010	101	530650	General Fund	Economic Vitality	Conferences Training	-	-	-	-	-	(10,000)
						SUB-TOTAL CONTRACTUAL SERVICES	-	-	-	-	-	(131,500)
1001	41010	101	550601	General Fund	Economic Vitality	Printing	-	-	-	-	-	(500)
1001	41010	101	550602	General Fund	Economic Vitality	Membership Dues	-	-	-	-	-	(16,000)
1001	41010	101	550603	General Fund	Economic Vitality	Postage	-	-	-	-	-	(500)
1001	41010	101	550605	General Fund	Economic Vitality	Travel & Mileage Reimbursement	-	-	-	-	-	(500)
1001	41010	101	550606	General Fund	Economic Vitality	Books & Subscriptions	-	-	-	-	-	-
1001	41010	101	550656	General Fund	Economic Vitality	Miscellaneous Expense	-	-	-	-	-	-
1001	41010	101	560620	General Fund	Economic Vitality	Office Supplies	-	-	-	-	-	-
1001	41010	101	560625	General Fund	Economic Vitality	Clothing	-	-	-	-	-	(1,050)
1001	41010	101	560631	General Fund	Economic Vitality	Operational Supplies	-	-	-	-	-	(500)
1001	41010	101	560638	General Fund	Economic Vitality	Special Events	-	-	-	-	-	-
1001	41010	101	560651	General Fund	Economic Vitality	Employee Awards Recognition	-	-	-	-	-	-
						SUB-TOTAL MATERIALS & SUPPLIES	-	-	-	-	-	(19,050)
1001	41010	101	570704	General Fund	Economic Vitality	PROPERTY ACQUISITION	-	-	-	-	-	(1,116,000)
1001	41010	101	570725	General Fund	Economic Vitality	Office Equipment	-	-	-	-	-	(3,000)
						SUB-TOTAL CAPITAL OUTLAY	-	-	-	-	-	(1,119,000)
						TOTAL EXPENDITURES	-	-	-	-	-	(1,612,543)

## FINANCE DEPARTMENT

---

*The Finance Department's mission and overall objective is to ensure proper fiscal use of tax payer money, maximize returns, maintain investments, monitor credit ratings, increase efficiencies and reduce costs.*

### EXECUTIVE OVERVIEW

#### DEPARTMENTAL SUMMARY

The Finance Department oversees and manages all financial operations of the Village. The Department is responsible for providing internal customer service to other Village Departments and maintaining the financial health of the Village in accordance with the annual budget and the requirements of the Municipal Code. The Finance Department directly oversees accounting, audit, budget, debt issuances, purchasing, records management for all departments, and payroll. The department also oversees utility billing and cashier operations at Village Hall.

Services are provided through the following divisions: Administration, Accounting, Budgeting and Performance Management, Payroll, and Purchasing.

#### Administration

Finance Administration provides general support to the operating divisions of the department. Tasks include providing customer service regarding all department activities to both internal and external customers.

#### Accounting

Accounting personnel are responsible for the timely and accurate recording and financial reporting of all Village financial activity.

#### Budgeting and Performance Management

The Budget function is shared by a few Finance staff members who are responsible for management and oversight of the process by which the Village Board and Manager allocate resources. The division also coordinates the Village's Monthly Measures Report to assess and communicate the activities of all departments.

#### Payroll

All payroll functions are being performed by Village staff, including tracking and approving time, reviewing payroll reports and files, printing checks and processing direct deposits, paying and filing all required taxes and forms, updating employee pay rates (including retroactive calculations), and deductions and collecting and remitting all voluntary deductions and garnishments.

#### Purchasing

The Purchasing function involves the overall procurement of goods and services to ensure the process results in the selection of the most cost-effective solution for the Village. Finance personnel involved in purchasing ensure the Village is adhering to Municipal Code as well as all local, State, and Federal regulations.

## 2025 WORK PLAN

### Key Projects in Support of Board Goals

#### COMMUNITY AFFORDABILITY

- **Priority 2: Limit the Tax Levy per a Finance Policy**
  - a. Finalize financial policies to include but not limited to, a policy centered around specific property tax limitations.
  - b. Complete work with Baker Tilly to create a long-term financial plan which will support the fiscal sustainability, effectiveness, efficient and equitable service delivery.
  - c. Complete a comprehensive review of Village fees, including the development of low and moderate-income standards, as part of the long-term financial plan.
- **Priority 3: Pursue Governmental Partnerships**
  - a. Seek opportunities with other Oak Park taxing bodies to alleviate the property tax burden

#### COMMUNITY HEALTH & SAFETY

- **Priority 6: Ensure Healthy Work Environments for Village Workers**
  - Develop a strategic financial plan to support construction of a new Police Station and improvements to Village Hall consistent with the Village Board approved vision.

#### RACIAL EQUITY

- **Priority 1: Ensure Equitable Access to Government Services and Contracts**
  - e. Provide support to the Office of DEI in the review of the Village's purchasing policy regarding Minority and Women-owned Business Enterprises (MBEs/WBEs).
  - f. Collaborate with the Information Technology Department to create and implement protocols for systematic publication of financial data on the Village's open data portal.

#### VIBRANT, DIVERSE, CONNECTED NEIGHBORHOODS

- **Priority 1: Support Sustainable Advancement of Affordable Housing**
  - a. Work with the the Economic Viability Team to support the analysis of potential, additional funding sources for the Housing Trust Fund

#### SUSTAINABILITY & RESILIENCY

- **Priority 1: Implement the Climate Action Plan**
  - Provide support for advancing Priorities 1a and 1b.
- **Priority 4: Maintain Viable Sustainability Fund**
  - Support staff efforts to identify, review and obtain Village Board direction on additional revenue options for Climate Ready actions.

#### ECONOMIC VITALITY

- **Priority 1: Update the Village's Formal Economic Vitality Strategy**
  - Support the Economic Vitality Team in developing a policy framework for evaluating the use of development and business incentives, consistent with growing the Village's tax base in the most cost effective manner.

## Department Baseline Service Levels, Goals and Initiatives

Finance Administrative 1001.41300.101
---------------------------------------

### ***Current Service Levels***

- Continually review and analyze cash balances to maximize the rate of return.
- Continue to improve the efficiency of the payroll process by utilizing additional capabilities of the Village's financial software system of BS&A.
- Apply for and receive both the Certificate of Achievement for Excellence in Financial Reporting for the audit year 2023 and the Distinguished Budget Presentation Award for 2024 and 2025 from the Government Finance Officers Association (GFOA), exceeding local government standards of financial reporting.
- Continue to exceed financial transparency standards by exploring additional tools and platforms through which to display financial information to internal and external stakeholders.
- Seek new efficiencies within the department, maximizing staff time through cross-training of duties.
- Continue to review quarterly financial reporting and adjust or improve reports to obtain the perfect balance between simplicity, understandability, and transparency.
- Continue to collect and coordinate reporting of Monthly Performance Measures for all Village departments, to be included in the FY25 budget document, and assist in tracking information, improving efficiencies, and communicating activities of all departments.
- On an as-needed basis, assist other operating departments to a greater degree in preparing requests for proposals and analyzing results.
- Comply with all IRS reporting requirements.
- Assist the Village Manager in strategically accomplishing board goals in the most economically feasible way.

### ***Department Goals***

- Implement the updated organizational structure of the Finance Department, including completion of recruitments for any existing vacancies and the new, Budget Manager position.
- Evaluate the Village's budget development and review process (operating and capital) and initiate enhancements, incorporating any pertinent guidance from the long-term financial strategic plan.
- Collaborate with the Office of Communications and Engagement to identify a software solution for an updated budget book including a modern, digital solution.
- Finalize updates to the Village's financial policies.
- Continue submitting eligible expenditures to various grants in order to maximize revenues and cash flows to Village.
- Develop financial equity related goals with the Chief DEI officer.
- Attend equity trainings offered by the Office of Racial Equity and Collective Impact.
- Update policies, as needed, to support Climate Ready Oak Park goals.



## **2024 ACCOMPLISHMENTS**

### **Key Projects in Support of Board Goals**

#### **COMMUNITY AFFORDABILITY**

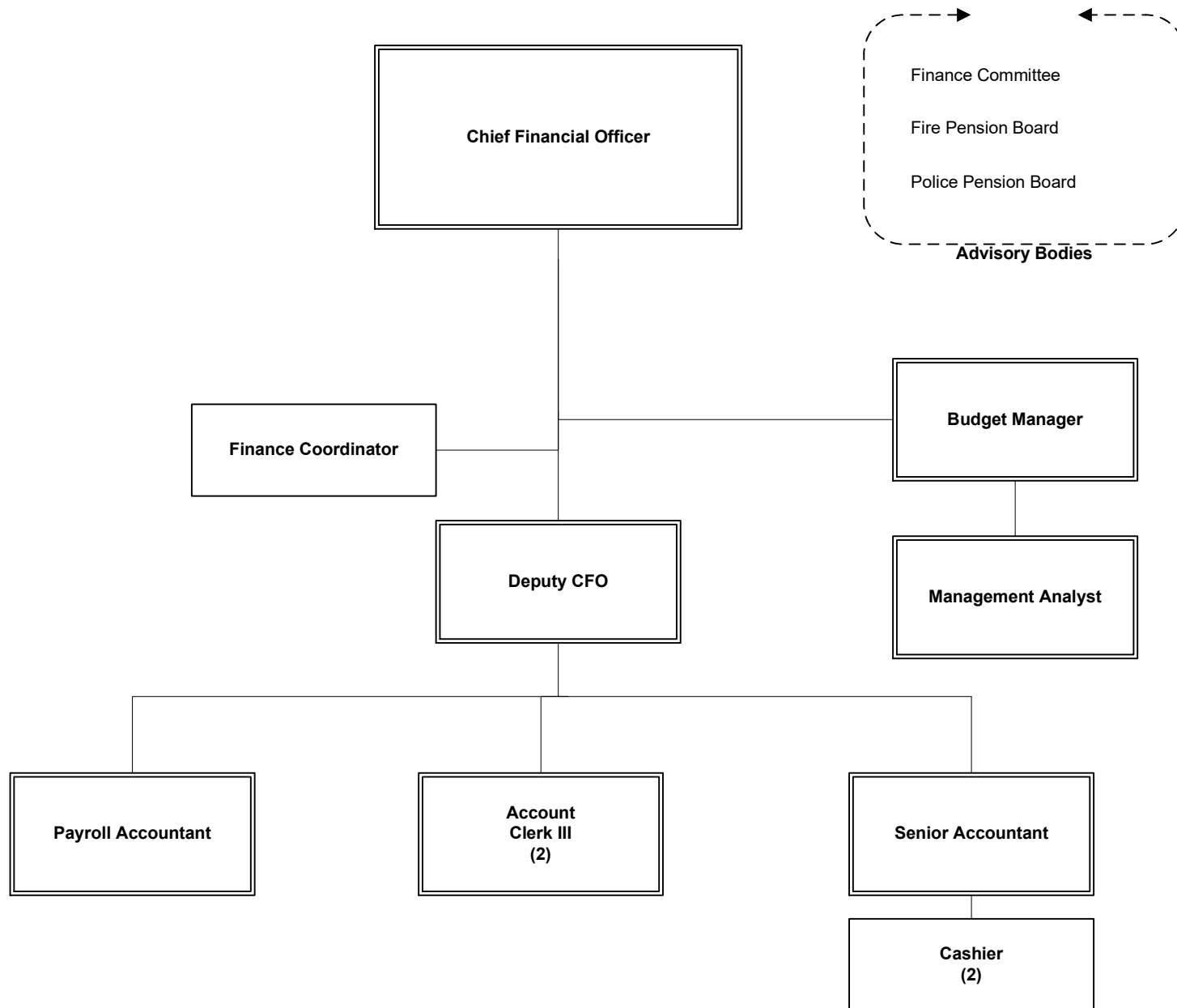
- Conducted an RFP for a Financial Strategic plan which resulted in hiring a consultant and began the process of developing the plan.
- Began the process of updating the financial policies to include but not limited to, a policy centered around specific property tax limitations.
- Assisted the Public Works Engineering Division and other departments in updating the 2024-2028 Capital Improvement Plan, providing an ongoing framework for identifying capital requirements and future financial impacts.
- Oversaw annual budgeting process to prepare Operating Budget, including adoption, implementation, monitoring, and revisions/amendments.
- Maintained High Grade Village bond credit ratings from Moody's Investors Service of Aa3, and Standard & Poor's of AA. In the current environment with rising interest rates, each High-Grade credit rating has the potential to translate to thousands of dollars in interest expense savings on any future debt issuances.

#### **RACIAL EQUITY**

- Administered and tracked several million dollars in Federal American Rescue Act (ARPA) grants to assist partner agencies and community partners in recovery due to the negative economic impacts of the COVID-19 pandemic.
- Maintained in-person water bill payment option 24/7, 365 days a year via a kiosk located in the Police Department lobby at Village Hall.

#### **Department Baseline Service Levels and Goals**

- Received the Distinguished Budget Presentation Award from the Government Finance Officers Association (GFOA) for FY23. An application will be submitted to this award program for the FY24 and the FY25 Budgets.
- Received the Certificate of Achievement for Excellence in Financial Reporting from the Government Finance Officers Association (GFOA) for the FY22 Annual Financial Report. An application was submitted to this award program for the FY23 Annual Financial Report.
- Continued collaboration with other Village departments on integration and connectivity of networked systems, including VillageView and Passport, ensuring seamless customer service and timely collection of receivables.
- Continuing commitment to professional development, attending educational seminars, and maintaining active memberships in the following professional organizations: Government Finance Officers Association (GFOA), Illinois Government Finance Officers Association (IGFOA), Illinois City/County Management Association (ICMA) and Illinois Association of Municipal Management Assistants (IAMMA).
- Effectively managed liquid cash to maximize the rate of return.



VILLAGE OF OAK PARK  
FISCAL YEAR 2025 BUDGET  
GENERAL FUND - FINANCE

<u>Fund</u>	<u>Dept</u>	<u>Program</u>	<u>Account</u>	<u>Description</u>	<u>Department</u>	<u>Description</u>	<u>2022</u> <u>Actual</u>	<u>2023</u> <u>Actual</u>	<u>Approved</u> <u>2024</u> <u>Budget</u>	<u>Amended</u> <u>2024</u> <u>Budget</u>	<u>Year</u> <u>End</u> <u>Estimate</u>	<u>2025</u> <u>Requested</u> <u>Budget</u>
1001	41300	101	510501	General Fund	Finance	Regular Salaries	(655,957)	(604,224)	(696,736)	(696,736)	(575,000)	(823,312)
1001	41300	171	510501	General Fund	Finance	Regular Salaries	-	-	-	-	-	-
1001	41300	101	510502	General Fund	Finance	Merit Incentives	-	-	(150,000)	(150,000)	-	(155,000)
1001	41300	101	510503	General Fund	Finance	Overtime	(451)	(97)	(5,000)	(5,000)	(500)	(1,000)
1001	41300	101	510507	General Fund	Finance	Estimated retro COLA Increases (expired CBAs)	-	-	(650,000)	(650,000)	-	-
1001	41300	101	510515	General Fund	Finance	Comp Time	-	-	-	-	-	-
1001	41300	101	510522	General Fund	Finance	Turnover savings- Villagewide	-	-	2,176,151	2,176,151	-	1,700,000
1001	41300	101	510523	General Fund	Finance	Health Insurance Offset	-	-	-	-	-	-
1001	41300	101	510999	General Fund	Finance	Grant Admin. - Salaries	889	1,235	1,854	1,854	1,854	-
SUB-TOTAL PERSONNEL SERVICES							(655,519)	(603,086)	676,269	676,269	(573,646)	720,688
1001	41300	101	510506	General Fund	Finance	Equip Allow (Auto,Phone,Tools)	(1,516)	(2,039)	(2,325)	(2,325)	(1,512)	(2,519)
1001	41300	101	510512	General Fund	Finance	Non Union Salary Study Contingency	-	-	(250,000)	(250,000)	(250,000)	(314,000)
1001	41300	101	510519	General Fund	Finance	Vacation Time Payout	(5,979)	(24,490)	-	-	(2,100)	-
1001	41300	101	520515	General Fund	Finance	Health Insurance Opt Out	(83,764)	(78,986)	(88,000)	(88,000)	(88,000)	(100,000)
1001	41300	101	520520	General Fund	Finance	Life Insurance Expense	(741)	(581)	(651)	(651)	(651)	(744)
1001	41300	101	520521	General Fund	Finance	Health Insurance Expense	(78,540)	(86,854)	(97,401)	(97,401)	(97,401)	(152,939)
1001	41300	101	520522	General Fund	Finance	Social Security Expense	(41,620)	(39,518)	(42,142)	(42,142)	(42,142)	(44,086)
1001	41300	171	520522	General Fund	Finance	Social Security Expense	-	-	-	-	-	-
1001	41300	101	520523	General Fund	Finance	Medicare Expense	(10,272)	(9,527)	(10,248)	(10,248)	(10,248)	(12,083)
1001	41300	171	520523	General Fund	Finance	Medicare Expense	-	-	-	-	-	-
1001	41300	171	520526	General Fund	Finance	Dental Insurance	-	-	-	-	-	(29,083)
1001	41300	101	520527	General Fund	Finance	IMRF Contributions	(35,709)	(18,030)	(22,333)	(22,333)	(22,333)	(25,593)
1001	41300	171	520527	General Fund	Finance	IMRF Contributions	-	-	-	-	-	-
1001	41300	101	520536	General Fund	Finance	Dependent Care FSA Match	-	-	-	-	-	-
1001	41300	101	520999	General Fund	Finance	Grant Admin. - Benefits	188	229	363	363	363	-
1001	41300	101	520537	General Fund	Finance	HSA Employer Expense	-	(788)	(900)	(900)	(900)	(900)
SUB-TOTAL FRINGE BENEFITS							(257,952)	(260,584)	(513,637)	(513,637)	(514,924)	(681,947)
1001	41300	101	530650	General Fund	Finance	Conferences Training	(3,090)	(3,402)	(8,600)	(8,600)	(500)	(9,000)
1001	41300	101	530654	General Fund	Finance	Collection Agency Expense	-	-	-	-	-	-
1001	41300	101	530658	General Fund	Finance	Temporary Services	-	-	-	-	-	-
1001	41300	101	530660	General Fund	Finance	General Contractuals	-	-	-	-	-	-
1001	41300	101	530667	General Fund	Finance	External Support	(83,679)	(136,963)	(224,890)	(224,890)	(455,890)	(185,580)
1001	41300	101	530670	General Fund	Finance	Audit Service Fees	(71,355)	(73,495)	(75,600)	(75,600)	(75,600)	(78,000)
1001	41300	101	530675	General Fund	Finance	Bank Charges	(174,709)	(168,197)	(175,000)	(175,000)	(175,000)	(192,000)
1001	41300	101	530695	General Fund	Finance	Alternative Response Pilot Program	-	-	(1,100,000)	(1,100,000)	(100,000)	-
1001	41300	101	530696	General Fund	Finance	Crisis Response	-	-	(500,000)	(500,000)	(100,000)	(650,000)
1001	41300	175	540690	General Fund	Finance	Telecommunication Charges	-	-	-	-	-	-

VILLAGE OF OAK PARK  
FISCAL YEAR 2025 BUDGET  
GENERAL FUND - FINANCE

<u>Fund</u>	<u>Dept</u>	<u>Program</u>	<u>Account</u>	<u>Description</u>	<u>Department</u>	<u>Description</u>	<u>2022</u> <u>Actual</u>	<u>2023</u> <u>Actual</u>	<u>Approved</u> <u>2024</u> <u>Budget</u>	<u>Amended</u> <u>2024</u> <u>Budget</u>	<u>Year</u> <u>End</u> <u>Estimate</u>	<u>2025</u> <u>Requested</u> <u>Budget</u>
SUB-TOTAL CONTRACTUAL SERVICES							(332,834)	(382,057)	(2,084,090)	(2,084,090)	(906,990)	(1,114,580)
1001	41300	101	550601	General Fund	Finance	Printing	(8,517)	(6,161)	(8,000)	(8,000)	(9,200)	(8,500)
1001	41300	101	550602	General Fund	Finance	Membership Dues	(1,485)	(2,969)	(3,125)	(3,125)	(2,120)	(3,345)
1001	41300	101	550603	General Fund	Finance	Postage	(1,392)	(1,461)	(2,150)	(2,150)	(2,500)	(2,750)
1001	41300	101	550605	General Fund	Finance	Travel & Mileage Reimbursement	(10)	(58)	(250)	(250)	(125)	(125)
1001	41300	101	550606	General Fund	Finance	Books & Subscriptions	-	-	-	-	-	-
1001	41300	101	550652	General Fund	Finance	Legal Postings and Doc. Fees	(2,085)	(2,040)	(2,300)	(2,300)	(2,300)	(2,300)
1001	41300	101	550656	General Fund	Finance	Miscellaneous Expense	-	(1,353)	-	-	-	(1,000)
1001	41300	101	550663	General Fund	Finance	Software License Updates	(71,577)	(76,823)	(82,825)	(82,825)	(80,124)	(84,320)
1001	41300	101	560616	General Fund	Finance	Toner Cartridges	-	-	-	-	-	-
1001	41300	101	560617	General Fund	Finance	Paper Supply	(9,970)	(8,590)	(9,500)	(9,500)	(9,750)	(10,000)
1001	41300	101	560620	General Fund	Finance	Office Supplies	(2,337)	(5,277)	(5,000)	(5,000)	(5,500)	(5,650)
1001	41300	171	560620	General Fund	Finance	Office Supplies	-	-	-	-	-	-
1001	41300	101	560623	General Fund	Finance	Cleaning Supplies	-	-	-	-	-	-
1001	41300	101	560625	General Fund	Finance	Clothing	-	-	-	-	-	-
1001	41300	101	560670	General Fund	Finance	Equipment Rental	(37,317)	(41,429)	(44,725)	(44,725)	(44,572)	(49,521)
SUB-TOTAL MATERIALS & SUPPLIES							(134,690)	(146,161)	(157,875)	(157,875)	(156,191)	(167,511)
1001	41300	101	570710	General Fund	Finance	Equipment	-	-	-	-	-	-
1001	41300	101	570949	General Fund	Finance	Capital Outlay- Installment Contract	(207,194)	-	-	-	-	-
SUB-TOTAL CAPITAL OUTLAY							(207,194)	-	-	-	-	-
1001	41300	101	581804	General Fund	Finance	Penalties & Fines	-	-	-	-	-	-
1001	41300	101	582100	General Fund	Finance	Loss on Investments	(360,937)	-	-	-	-	-
SUB-TOTAL DEBT SERVICE							(360,937)	-	-	-	-	-
1001	41300	101	591825	General Fund	Finance	Transfer To Debt Service Fund	(500,000)	(500,000)	(500,000)	(500,000)	(500,000)	(500,000)
1001	41300	101	591826	General Fund	Finance	Transfer To Sir Fund	(700,000)	(1,500,000)	(2,000,000)	(2,000,000)	(2,000,000)	(2,000,000)
1001	41300	101	591860	General Fund	Finance	Transfer To Parking	(40,000)	(40,000)	(40,000)	(40,000)	(40,000)	(40,000)
1001	41300	101	591890	General Fund	Finance	Transfer to Other Funds	(1,000,000)	(60,210)	-	-	-	-
1001	41300	101	591895	General Fund	Finance	Transfer To Cip Fund	(4,000,000)	(1,100,000)	(6,347,844)	(6,347,844)	(6,347,844)	(32,794,959)
1001	41300	101		General Fund	Finance	Transfer to Sustainability	-	-	-	-	-	(500,000)
SUB-TOTAL TRANSFERS							(6,240,000)	(3,200,210)	(8,887,844)	(8,887,844)	(8,887,844)	(35,834,959)
TOTAL EXPENDITURES							(8,189,126)	(4,592,098)	(10,967,177)	(10,967,177)	(11,039,595)	(37,078,309)

## FIRE DEPARTMENT

---

*The Fire Department's mission is to save lives and property and to protect the environment.*

### DEPARTMENT OVERVIEW

The Oak Park Fire Department maintains three fire stations strategically located to provide optimal response times to emergencies within the Village of Oak Park. The department is led by the Fire Chief with support from the Deputy Chief of Operations, Deputy Chief of Emergency Medical Services (EMS), and Office Coordinator. There are three shifts of 22 personnel. Each shift has a Battalion Chief in charge of the shift with four Lieutenants who serve as company officers and 17 Firefighter/Paramedics who staff three ambulances, two engines, a ladder truck, and the command vehicle. The shift personnel handle the delivery of fire suppression operations, emergency medical services, and all other emergency events. The Fire Prevention Bureau is led by the Fire Marshall with a staff of two part-time civilian inspectors. Through inspections, public education, and code enforcement, the Fire Prevention Bureau strives to make Oak Park as fire-safe as possible. The Fire Department will assist the public in emergency and non-emergency situations and provide mutual aid to other local and state agencies. The department provides emergency medical care in both advanced and basic life support with highly trained and licensed paramedics.

*(The remainder of this page has been intentionally left blank.)*

## 2025 WORK PLAN

### Key Initiatives or Projects in Support of Board Goals

#### COMMUNITY HEALTH & SAFETY

- **Priority 3: Implement BerryDunn Report Recommendations**
  - d. Partner with West Suburban Consolidated Dispatch and participating jurisdictions (River Forest and Forest Park) to secure and begin implementation of a new CAD/RMS system to meet new data collection goals.
- **Priority 6: Ensure Healthy Work Environments for Village Workers**
  - a. Improve existing Village facilities (i.e. police station and Village Hall are currently in process) and create a long-term strategy for all other facilities such as fire station needs.
    - a. Remodel Station 3's Office and living areas. Install spray foam insulation on the underside of the roof deck and all exterior walls. Replace the "glass wall" with smaller low "E" windows.
    - b. Pursue a space/feasibility assessment plan for Station 1, to add multiple gender-neutral washrooms and locker rooms and increase the energy efficiency of the targeted areas.
    - c. Conduct a replacement assessment plan for Station 2 to ascertain if a new location is needed or if a new building can be placed at the current location. (Priority 6: Ensure
    - d. Complete the removal of fluorescent lights in station 1 and convert them to LED fixtures.
    - e. Purchase thermal imaging cameras for each air pack on the department. This is to increase situational awareness while operating in a hostile work environment.

#### SUSTAINABILITY & RESILIENCY

- **Priority 1: Implement Climate Action Plan**
  - d. Advance Village policies and programs to support the transition of the Village's and the community's natural gas equipment to electric equipment, improve building energy efficiency, and increase onsite renewable energy installations.
    - Investigate battery-powered chain saws technology to replace our current 2-cycle saws.
    - Redesign the landscaping at stations one and three to include a vegetable garden area and pollinator beds.
  - f. Advance Village policies and programs to support the transition of the Village's and the community's gas-powered passenger vehicles to zero-carbon vehicles.
    - Replace the last ICE staff vehicle with a hybrid vehicle.

## Department Baseline Service Levels and Goals

Fire Department 1001.42500.101
--------------------------------

### ***Current Service Levels:***

- Emergency Service Calls:
  - Respond to and control all fires within the Village and surrounding communities.
  - Prepare and train to face new challenges when faced with electric car fires and other electrical technology such as solar panels.
  - Provide ALS medical care to all persons requesting such aid.
  - Rescue those who are trapped in vehicles after automobile crashes.
  - Have department members trained and equipped to handle all types of technical rescues including, high-angle rescue, trench collapse, confined space rescue, and
  - Maintain a Hazardous Materials Team members equipped to provide immediate mitigation protocols when toxic materials have been released.
  - Check on wires down and alert the proper entity, make the area safe until the utility company arrives.
  - Respond to all unknown hazards and calls for assistance to assess and request proper resources to handle the situation.
  - Handle water leaks and flooding when the Public Works Division is not available.
  - Rescue pets from various locations and hazards.
- Non-Emergency Service Calls:
  - Respond to all false fire, carbon monoxide, carbon dioxide, and EMS alarms. Assist in their restoration if no problem is found.
  - Assist residents with mobility issues getting into and out of their homes.
  - Check for miscellaneous smells and odor investigations.
  - Do storm damage assessment.
- Fire Prevention:
  - Perform inspections of all commercial occupancies, schools, and high-hazard spaces.
  - Review and approve building plans.
  - Enforce fire and life safety codes.
  - Track and oversee testing of life safety equipment.
  - Approve special event permits.
- Administration:
  - Oversee and direct all Fire Department Operations
  - Coordinate and plan purchasing of equipment.
  - Oversee building repair and improvement projects.
  - Prepare and implement the annual budget.
  - Track sick leave and time off for all personnel.
  - Oversee and request new hires and promotions.
  - Check and approve payroll for all employees.

- Track overtime usage.
  - Coordinate with other MABAS departments in the area.
  - Maintain working relationships with all area hospitals including our resource hospital, Loyola Medical Center.
  - Work with the Human Resource Department to negotiate union contracts
  - Complete all paperwork required for IDOL and ISO inspections.
  - Attend various meetings to maintain operational awareness within the village.
- Training:
    - Ensure all state, federal, and ISO-mandated training is completed and tracked for continuing education hours.
    - Work with all three shifts so all operational training is coordinated across the department.
    - Work with new hires while they complete their one year of probation.
    - Review and suggest new equipment and methods of handling emergency calls.
    - Work with other MABAS departments to develop large multi-jurisdiction drills.
- Public Education:
    - Provided school-age education through the Adopt a Firefighter program.
    - Prepare students for fire emergencies with the fire safety trailer, stop drop and roll, how to contact 911, and crawling low through smoke training.
    - Set up on-premise training for senior residents.
    - Teach American Heart CPR and First Aid classes.
    - Conduct block party visits with a fire engine to engage and educate the public.
    - Hold an open house so villagers can meet and greet firefighters and ask questions they may have about any facet of how the Fire Department operates.

### ***Department Goals***

- Continue new hire outreach by hosting open houses and meeting possible candidates at schools and other public functions to inform area residents of the opportunities afforded by the fire department and how to pursue a career with the Oak Park Fire Department.
- Work with the Vision Zero team and research smaller firefighting equipment that will be able to traverse the new Vision Zero streetscapes.
- Expand public event exposure by sending crews out to attend various special events, festivals, and public gatherings.
- Take delivery of a new fire engine, this is replacing a 15-year old unit.



## 2024 ACCOMPLISHMENTS

### Department Baseline Service Levels and Goals

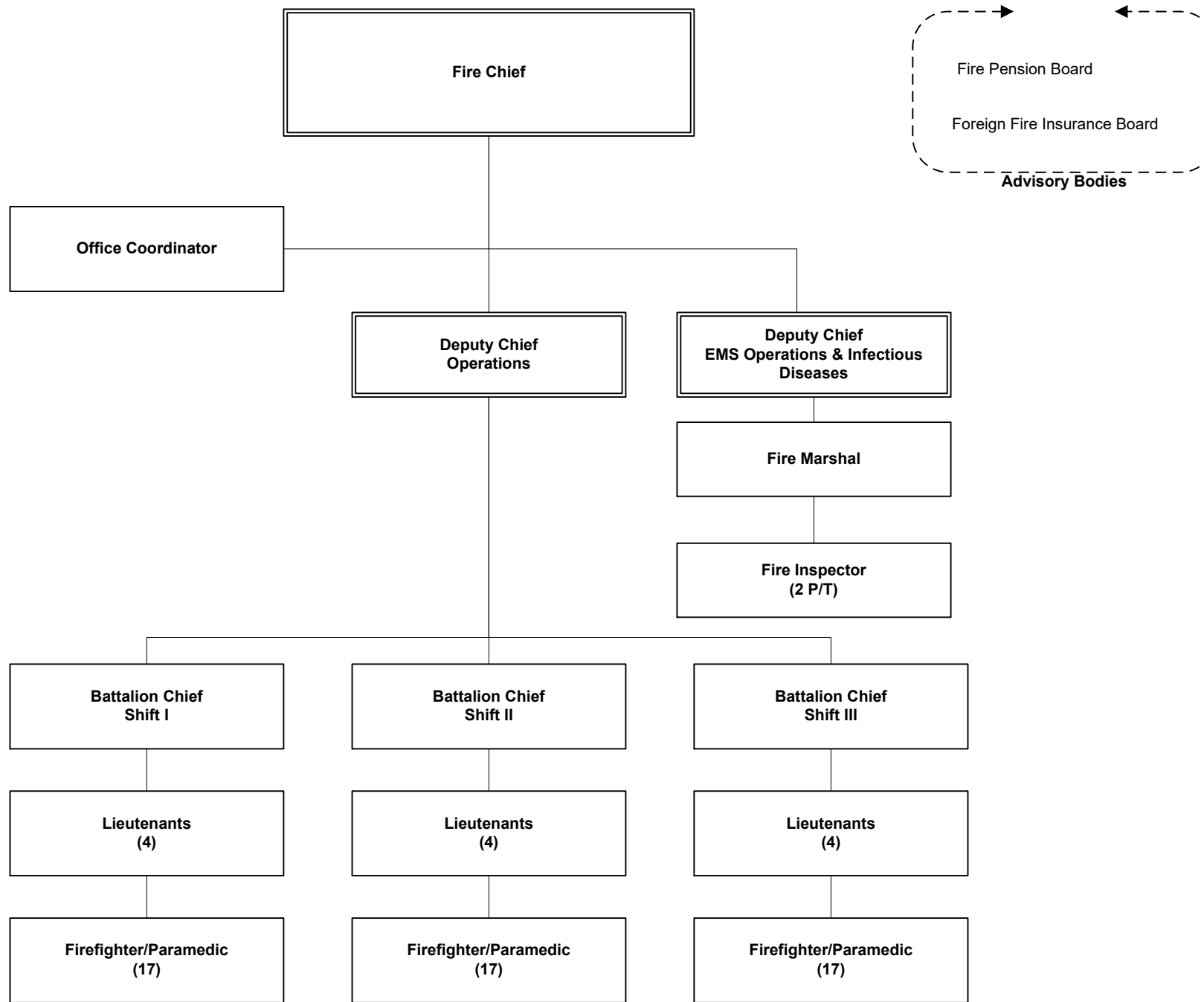
Fire Department 1001.42500.101
--------------------------------

- Station 1 bunkroom remodel was completed. This remodel provides individual enclosed sleeping areas for each firefighter, making the work environment more comfortable and equitable for all genders. It also limits the spread of sickness and reduces alarm stress by only alerting the crews that are due to respond. All exterior walls have closed-cell insulation installed, and the ceiling also has added spray foam insulation.
- Station 1 roof was replaced. The new built-up deck has closed-cell foam base to increase the flat roof assembly's R factor.
- Station 1 original 1981 HVAC system was replaced with new high-efficiency electric units.
- Station 2 gas fired hot water heater was replaced with an electric unit.
- Minimum staffing was increased to 16 allowing the third ambulance to be in service at all times.
- The department successfully promoted internally to fill two Lieutenant positions.
- Prepared for electric vehicle fires through training and equipment purchases.
- The Fire Prevention Division continued to show a significant increase in the number of completed inspections done and overall efficacy within the division.
- The training division has populated the database and continued to streamline the training tracking process using the new web-based program to better track members' training hours and requirements.
- We have also updated our report writing program. Among the advantages is the ability to input data to comply with the Illinois Office of State Fire Marshal requirements, run reports, and analyze data.
- Eight new cardiac monitors were placed in service as part of our 10-year lease program.
- A new AEV ambulance was ordered and will be placed in service in late 2024.
- The fire department reinstated the American Heart Association CPR and First-Aid program, offering certification classes to the residents of Oak Park and the surrounding communities.

*(The remainder of this page has been intentionally left blank.)*

Fire							Monthly Measures					
Category	2024						2023					
	<u>Jan</u>	<u>Feb</u>	<u>Mar</u>	<u>Apr</u>	<u>May</u>	<u>Jun</u>	<u>Jan</u>	<u>Feb</u>	<u>Mar</u>	<u>Apr</u>	<u>May</u>	<u>Jun</u>
Average business days from receipt to approval for plan reviews and field inspections	3	3	3	3	3	3	3	3	3	3	3	3
Average fire and emergency response times	3:26	3:28	3:37	3:42	3:35	3:22	3:24	3:20	3:20	3:13	3:27	3:24
Emergency medical calls	445	430	426	431	488	480	461	407	413	495	481	397
Fire/service calls	264	233	283	292	274	330	202	188	293	227	209	310
Individuals educated in fire safety and emergency medical (Via Zoom)	105	181	272	454	0	0	58	193	432	310	1142	99

*(The remainder of this page has been intentionally left blank.)*



VILLAGE OF OAK PARK  
FISCAL YEAR 2025 BUDGET  
GENERAL FUND - FIRE ADMINISTRATION

<u>Fund</u>	<u>Dept</u>	<u>Program</u>	<u>Account</u>	<u>Description</u>	<u>Department</u>	<u>Description</u>	<u>2022 Actual</u>	<u>2023 Actual</u>	<u>Original 2024 Budget</u>	<u>Amended 2024 Budget</u>	<u>Year End Estimate</u>	<u>2025 Requested Budget</u>
1001	42500	101	510501	General Fund	FIRE - Admin	Regular Salaries	(565,051)	(520,156)	(696,867)	(696,867)	(541,779)	(764,361)
1001	42500	101	510503	General Fund	FIRE - Admin	Overtime	(13)	-	-	-	-	-
						SUB-TOTAL PERSONNEL SERVICES	(565,065)	(520,156)	(696,867)	(696,867)	(541,779)	(764,361)
1001	42500	101	520519	General Fund	FIRE - Admin	Vacation Time Payout	-	-	-	-	-	-
1001	42500	101	520520	General Fund	FIRE - Admin	Life Insurance Expense	(413)	(372)	(465)	(465)	(363)	(465)
1001	42500	101	520521	General Fund	FIRE - Admin	Health Insurance Expense	(86,690)	(89,684)	(121,418)	(121,418)	(101,139)	(132,483)
1001	42500	101	520522	General Fund	FIRE - Admin	Social Security Expense	(10,413)	(11,438)	(7,052)	(7,052)	(11,384)	(10,152)
1001	42500	101	520523	General Fund	FIRE - Admin	Medicare Expense	(5,567)	(4,881)	(7,625)	(7,625)	(5,051)	(8,720)
1001	42500	101	520525	General Fund	FIRE - Admin	Fire Pension Contributions	(6,814,029)	(5,805,374)	(6,456,313)	(6,456,313)	(6,456,313)	(6,813,643)
1001	42500	101	520527	General Fund	FIRE - Admin	IMRF Contributions	(7,831)	(4,044)	(4,028)	(4,028)	(4,274)	(5,696)
						SUB-TOTAL FRINGE BENEFITS	(6,924,943)	(5,915,793)	(6,596,901)	(6,596,901)	(6,578,524)	(6,971,159)
1001	42500	101	530650	General Fund	FIRE - Admin	Conferences Training	(479)	838	(4,000)	(4,000)	(2,000)	(4,000)
1001	42500	101	530667	General Fund	FIRE - Admin	External Support	(68,703)	(68,236)	(72,000)	(72,000)	(70,000)	(75,200)
						SUB-TOTAL CONTRACTUAL SERVICES	(69,181)	(67,398)	(76,000)	(76,000)	(72,000)	(79,200)
1001	42500	101	550601	General Fund	FIRE - Admin	Printing	(164)	(41)	(200)	(200)	(200)	(200)
1001	42500	101	550602	General Fund	FIRE - Admin	Membership Dues	(8,420)	(11,740)	(13,000)	(13,000)	(13,000)	(14,000)
1001	42500	101	550603	General Fund	FIRE - Admin	Postage	(633)	(445)	(500)	(500)	-	(500)
1001	42500	101	550671	General Fund	FIRE - Admin	Office Machine Service	(1,994)	(1,358)	(2,000)	(2,000)	(1,500)	(2,000)
1001	42500	101	560620	General Fund	FIRE - Admin	Office Supplies	(3,379)	(4,028)	(4,000)	(4,000)	(4,000)	(4,000)
1001	42500	101	560625	General Fund	FIRE - Admin	Clothing	(1,363)	(3,047)	(3,000)	(3,000)	(2,000)	(3,000)
1001	42500	101	560638	General Fund	FIRE - Admin	Special Events	(485)	(978)	(1,000)	(1,000)	(1,000)	(1,000)
						SUB-TOTAL MATERIALS & SUPPLIES	(16,439)	(21,637)	(23,700)	(23,700)	(21,700)	(24,700)
						TOTAL EXPENDITURES	(7,575,628)	(6,524,984)	(7,393,468)	(7,393,468)	(7,214,003)	(7,839,420)

VILLAGE OF OAK PARK  
FISCAL YEAR 2025 BUDGET  
GENERAL FUND - FIRE OPERATIONS

<u>Fund</u>	<u>Dept</u>	<u>Program</u>	<u>Account</u>	<u>Description</u>	<u>Department</u>	<u>Description</u>	<u>2022 Actual</u>	<u>2023 Actual</u>	<u>Original 2024 Budget</u>	<u>Amended 2024 Budget</u>	<u>Year End Estimate</u>	<u>2025 Requested Budget</u>
1001	42510	101	510501	General Fund	FIRE - Operations	Regular Salaries	(6,981,420)	(7,078,904)	(7,995,387)	(7,995,387)	(7,718,903)	(8,110,867)
1001	42510	101	510503	General Fund	FIRE - Operations	Overtime	(992,314)	(1,176,151)	(600,000)	(600,000)	(830,000)	(800,000)
1001	42510	101	510999	General Fund	FIRE - Operations	Contra Salaries	-	-	-	-	-	-
SUB-TOTAL PERSONNEL SERVICES							(7,973,735)	(8,255,055)	(8,595,387)	(8,595,387)	(8,548,903)	(8,910,867)
1001	42510	101	510509	General Fund	FIRE - Operations	Comp Time Payout	(4,714)	(5,328)	(3,000)	(3,000)	(6,416)	(6,000)
1001	42510	101	510510	General Fund	FIRE - Operations	Sick Time Payout	(41,880)	(31,120)	(65,000)	(65,000)	(43,318)	(50,000)
1001	42510	101	510516	General Fund	FIRE - Operations	FD 7G Pay	(62,120)	(46,144)	(100,000)	(100,000)	(52,907)	(80,000)
1001	42510	101	510519	General Fund	FIRE - Operations	Vacation Time Payout	(20,128)	(40,172)	(50,000)	(50,000)	(17,156)	(30,000)
1001	42510	101	510521	General Fund	FIRE - Operations	Holiday Pay	(89,723)	(88,425)	(100,000)	(100,000)	(100,000)	(110,000)
1001	42510	101	520515	General Fund	FIRE - Operations	Health Insurance Opt Out	-	(200)	-	-	-	-
1001	42510	101	520520	General Fund	FIRE - Operations	Life Insurance Expense	(5,957)	(5,828)	(6,045)	(6,045)	(6,066)	(6,045)
1001	42510	101	520521	General Fund	FIRE - Operations	Health Insurance Expense	(1,272,696)	(1,479,504)	(1,695,166)	(1,695,166)	(1,513,344)	(1,525,765)
1001	42510	101	520522	General Fund	FIRE - Operations	Social Security Expense	(3,817)	(3,002)	(2,500)	(2,500)	(3,280)	-
1001	42510	101	520523	General Fund	FIRE - Operations	Medicare Expense	(105,479)	(108,721)	(114,295)	(114,295)	(112,723)	(127,916)
1001	42510	101	520525	General Fund	FIRE - Operations	Fire Pension Contributions	-	-	-	-	-	-
1001	42510	101	520536	General Fund	FIRE - Operations	Dependent Care FSA Match	-	-	-	-	-	-
1001	42510	101	520999	General Fund	FIRE - Operations	Contra Benefits	-	-	-	-	-	-
SUB-TOTAL FRINGE BENEFITS							(1,606,514)	(1,808,444)	(2,136,006)	(2,136,006)	(1,855,210)	(1,935,726)
1001	42510	101	530650	General Fund	FIRE - Operations	Conferences Training	-	350	-	-	-	-
1001	42510	101	530660	General Fund	FIRE - Operations	General Contractuals	(64,296)	(45,335)	(72,000)	(72,000)	(57,355)	(72,000)
1001	42510	101	530675	General Fund	FIRE - Operations	Bank Charges	-	-	-	-	-	-
1001	42510	101	530681	General Fund	FIRE - Operations	WSCDC Contract	(838,571)	(873,734)	(871,000)	(871,000)	(871,000)	(864,802)
1001	42510	101	550673	General Fund	FIRE - Operations	Repairs	(8,502)	(13,553)	(17,000)	(17,000)	(17,000)	(17,000)
1001	42510	101	540690	General Fund	FIRE - Operations	Telecommunication Charges	(11,818)	(6,162)	(8,000)	(8,000)	-	(8,000)
SUB-TOTAL CONTRACTUAL SERVICES							(923,187)	(938,434)	(968,000)	(968,000)	(945,355)	(961,802)
1001	42510	101	560625	General Fund	FIRE - Operations	Clothing	(105,009)	(116,853)	(130,000)	(130,000)	(130,000)	(130,000)
1001	42510	101	560630	General Fund	FIRE - Operations	Small Tools	(25,086)	(30,266)	(33,000)	(33,000)	(10,000)	(12,000)
1001	42510	101	560631	General Fund	FIRE - Operations	Operational Supplies	-	-	-	-	-	(15,000)
SUB-TOTAL MATERIALS & SUPPLIES							(130,095)	(147,119)	(163,000)	(163,000)	(140,000)	(157,000)
1001	42510	101	570710	General Fund	FIRE - Operations	Equipment	(112,108)	(20,568)	(22,000)	(22,000)	(22,000)	(26,000)
1001	42510	101	570720	General Fund	FIRE - Operations	Computer Equipment	(12,270)	(7,451)	(20,000)	(20,000)	(8,200)	(20,300)
SUB-TOTAL CAPITAL OUTLAY							(124,378)	(28,019)	(42,000)	(42,000)	(30,200)	(46,300)
TOTAL EXPENDITURES							(10,757,909)	(11,177,071)	(11,904,393)	(11,904,393)	(11,519,668)	(12,011,695)

VILLAGE OF OAK PARK  
FISCAL YEAR 2025 BUDGET  
GENERAL FUND - FIRE EMS

<u>Fund</u>	<u>Dept</u>	<u>Program</u>	<u>Account</u>	<u>Description</u>	<u>Department</u>	<u>Description</u>	<u>2022 Actual</u>	<u>2023 Actual</u>	<u>Original 2024 Budget</u>	<u>Amended 2024 Budget</u>	<u>Year End Estimate</u>	<u>2025 Requested Budget</u>
1001	42520	101	530660	General Fund	FIRE - EMS	General Contractuals	(12,683)	(8,487)	(82,000)	(87,500)	(87,500)	(96,000)
1001	42520	101	530667	General Fund	FIRE - EMS	External Support						(145,000)
						SUB-TOTAL CONTRACTUAL SERVICES	(12,683)	(8,487)	(82,000)	(87,500)	(87,500)	(241,000)
1001	42520	101	550601	General Fund	FIRE - EMS	Printing	-	(82)	(50)	(50)	-	(50)
1001	42520	101	550602	General Fund	FIRE - EMS	Membership Dues	(577)	(1,029)	(1,000)	(1,000)	-	(1,000)
1001	42520	101	550673	General Fund	FIRE - EMS	Repairs	(250)	(55)	(2,500)	(2,500)	(2,500)	(2,500)
1001	42520	101	560631	General Fund	FIRE - EMS	Operational Supplies	(23,333)	(20,894)	(31,000)	(31,000)	(30,000)	(15,000)
						SUB-TOTAL MATERIALS & SUPPLIES	(24,161)	(22,060)	(34,550)	(34,550)	(32,500)	(18,550)
1001	42520	101	570710	General Fund	FIRE - EMS	Equipment	(2,745)	(1,760)	(6,000)	(6,000)	(6,000)	(16,500)
						SUB-TOTAL CAPITAL OUTLAY	(2,745)	(1,760)	(6,000)	(6,000)	(6,000)	(16,500)
						TOTAL EXPENDITURES	(39,589)	(32,307)	(122,550)	(128,050)	(126,000)	(276,050)

(The remainder of this page has been intentionally left blank.)

VILLAGE OF OAK PARK  
FISCAL YEAR 2025 BUDGET  
GENERAL FUND - FIRE PREVENTION AND INVESTIGATION

<u>Fund</u>	<u>Dept</u>	<u>Program</u>	<u>Account</u>	<u>Description</u>	<u>Department</u>	<u>Description</u>	<u>2022</u> <u>Actual</u>	<u>2023</u> <u>Actual</u>	<u>Original</u> <u>2024</u> <u>Budget</u>	<u>Amended</u> <u>2024</u> <u>Budget</u>	<u>Year</u> <u>End</u> <u>Estimate</u>	<u>2025</u> <u>Requested</u> <u>Budget</u>
1001	42530	101	550602	General Fund	FIRE - Prev. and Inv.	Membership Dues	(1,631)	(1,920)	(2,400)	(2,400)	(2,000)	(2,400)
1001	42530	101	550673	General Fund	FIRE - Prev. and Inv.	Repairs	-	(316)	(500)	(500)	(500)	(500)
1001	42530	101	560630	General Fund	FIRE - Prev. and Inv.	Small Tools	(355)	(946)	(1,000)	(1,000)	(1,000)	(1,000)
SUB-TOTAL MATERIALS & SUPPLIES							(1,985)	(3,182)	(3,900)	(3,900)	(3,500)	(3,900)
TOTAL EXPENDITURES							(1,985)	(3,182)	(3,900)	(3,900)	(3,500)	(3,900)

(The remainder of this page has been intentionally left blank.)

VILLAGE OF OAK PARK  
FISCAL YEAR 2025 BUDGET  
GENERAL FUND - FIRE TRAINING AND PUBLIC EDUCATION

<u>Fund</u>	<u>Dept</u>	<u>Program</u>	<u>Account</u>	<u>Description</u>	<u>Department</u>	<u>Description</u>	<u>2022</u> <u>Actual</u>	<u>2023</u> <u>Actual</u>	<u>Original</u> <u>2024</u> <u>Budget</u>	<u>Amended</u> <u>2024</u> <u>Budget</u>	<u>Year</u> <u>End</u> <u>Estimate</u>	<u>2025</u> <u>Requested</u> <u>Budget</u>
1001	42540	101	530650	General Fund	FIRE - Training and Public Ed.	Conferences Training	(28,534)	(37,699)	(50,000)	(50,000)	(40,000)	(50,000)
						SUB-TOTAL CONTRACTUAL SERVICES	(28,534)	(37,699)	(50,000)	(50,000)	(40,000)	(50,000)
1001	42540	101	550601	General Fund	FIRE - Training and Public Ed.	Printing	(193)	-	(200)	(200)	-	(200)
1001	42540	101	550602	General Fund	FIRE - Training and Public Ed.	Membership Dues	(159)	(839)	(1,000)	(1,000)	(1,000)	(1,000)
1001	42540	101	550673	General Fund	FIRE - Training and Public Ed.	Repairs	(280)	-	(1,000)	(1,000)	(1,000)	(1,000)
1001	42540	101	560630	General Fund	FIRE - Training and Public Ed.	Small Tools	-	-	-	-	-	-
1001	42540	101	560631	General Fund	FIRE - Training and Public Ed.	Operational Supplies	(16,412)	(16,593)	(20,000)	(20,000)	(20,000)	(20,000)
1001	42540	101	560638	General Fund	FIRE - Training and Public Ed.	Special Events	(824)	(3,262)	(4,000)	(4,000)	(4,000)	(4,000)
						SUB-TOTAL MATERIALS & SUPPLIES	(17,868)	(20,694)	(26,200)	(26,200)	(26,000)	(26,200)
						TOTAL EXPENDITURES	(46,402)	(58,393)	(76,200)	(76,200)	(66,000)	(76,200)

(The remainder of this page has been intentionally left blank.)



## INFORMATION TECHNOLOGY DEPARTMENT

---

*The Information Technology Department's mission and overall objective is to enable and enhance the use technology and data in an efficient and safe manner for the operating departments to provide service in our community.*

### EXECUTIVE OVERVIEW

#### DEPARTMENTAL SUMMARY

The Information Technology (IT) Department serves as the backbone of the organization's digital operations. It is responsible for managing and maintaining critical technological infrastructure, such as network systems, servers, and databases, to ensure smooth and secure communication and data management. Additionally, the IT Department facilitates implementation of digital solutions that enhance citizen services, improve internal processes, and optimize overall efficiency within the agency. By continuously monitoring emerging technologies and cybersecurity measures, the IT Department remains committed to providing reliable and innovative technology solutions that support the agency's mission and enhance the lives of Village residents.

The department provides services listed below.

#### Operation Support

IT Operation Support is responsible for providing technical assistance to end-users, troubleshooting hardware and software issues, and ensuring the smooth operation of IT systems and services.

#### System Administration

The role of IT System Administration is to design, implement, and maintain an organization's IT infrastructure, including servers, networks, and storage systems, to ensure seamless operations and optimal performance.

#### Application Development

The IT Application Development role revolves around designing, creating, and maintaining software applications tailored to meet the specific needs and requirements of the organization, driving innovation and enhancing efficiency in business processes.

## 2025 WORK PLAN

### Key Initiative or Projects in Support of Board Goals

#### COMMUNITY AFFORDABILITY

- **Priority 1: Remove Economic Barriers**

- e. Enhance the communication, education, and prospects of economical Internet connectivity such as Affordable Connectivity Program (ACP) while maintaining documentation of Internet Service Provider (ISP) expansion based on initial data; and, continue exploring the feasibility of encouraging broadband connections to Multifamily properties where they do not exist.

#### RACIAL EQUITY

- **Priority 1: Ensure Equitable Access to Government Services and Contracts**

- f. Develop open data reports and a dashboard (Phase I) for Village Financial, Permit, and Business Licensing core system data, with the goal of enabling residents to access and comprehend public information, engage in decision-making, and showcase government transparency.

#### COMMUNITY HEALTH & SAFETY

- **Priority: Reduce Crime**

- e. Support the Police Department in addressing information technology needs to help develop and implement its data-informed policing strategies.

- **Priority 3: Implement BerryDunn Report Recommendations**

- f. Support implementation of new CAD/RMS system in collaboration with the Police and Fire departments, the Village Manager, and the West Suburban Consolidated Dispatch Center (WSCDC).

*(The remainder of this page has been intentionally left blank.)*

## Department Baseline Service Levels and Goals

Information Technology 1001.41040.101
---------------------------------------

### ***Current Services Levels***

- Support and analyze process and data flow of new technology projects including Granicus system, Police RMS consultant and meeting room audio/visual enhancements.
- Manage and support user account services including network login, workstations, file, email, keycard, telephone and mobile.
- Manage and support network, storage, server and services including domain controller, firewall, file, email, telephone, print, internet, fiber WAN, database, backup, video/keycard and security. A major task will be the upgrade of video/keycard security system and implementation of meeting room technologies.
- Develop, enhance, and support applications including BSA, CityView, Passport, CAD/RMS, Laserfiche, GIS, intranet web. Additionally, the on-going task will be automating internal processes, replacing end-of-life MS-Access application and online form processes utilizing Laserfiche and other applications.
- Support development and maintenance of GIS program and data including additional activities of parking sign, lead reporting, sidewalk maintenance and CRM asset integration.
- Support and facilitate upgrades of 300+ workstations, 80+ printers, 40+ laptops, 55+ MDC, 60+ mobile printers, 50+ tablets and 180+ SmartPhones.
- On-going core data quality review and maintenance.

### ***Department Goals***

- Provide support to Change Management Team to evaluate information technology needs of the Village and begin working toward updating the Village's IT Strategic Plan.
- Work with Village Departments to optimize performance of the Cityview and Passport applications.
- Continue use of the Geographic Information Systems Consortium for services that produce a computer-generated analysis and display of data related to location specific information (i.e., tree inventory, mapping, etc.).
- Develop equity related goals with the Chief DEI officer.
- Attend equity trainings offered by the Office of Racial Equity and Collective Impact.

## 2024 ACCOMPLISHMENTS

### Key Initiatives or Projects in Support of Board Goals

Information Technology 1001.41040.101
---------------------------------------

#### COMMUNITY AFFORDABILITY

- **Priority 1: Remove Economic Barriers**
  - e. Enhance the communication, education, and prospects of economical Internet connectivity such as Affordable Connectivity Program (ACP) while maintaining documentation of Internet Service Provider (ISP) expansion based on initial data; and, continue exploring the feasibility of encouraging broadband connections to Multifamily properties where they do not exist.
    - Researched affordable high-speed Internet options and planned how to share this information to further improve opportunities to expand access and availability.

#### RACIAL EQUITY

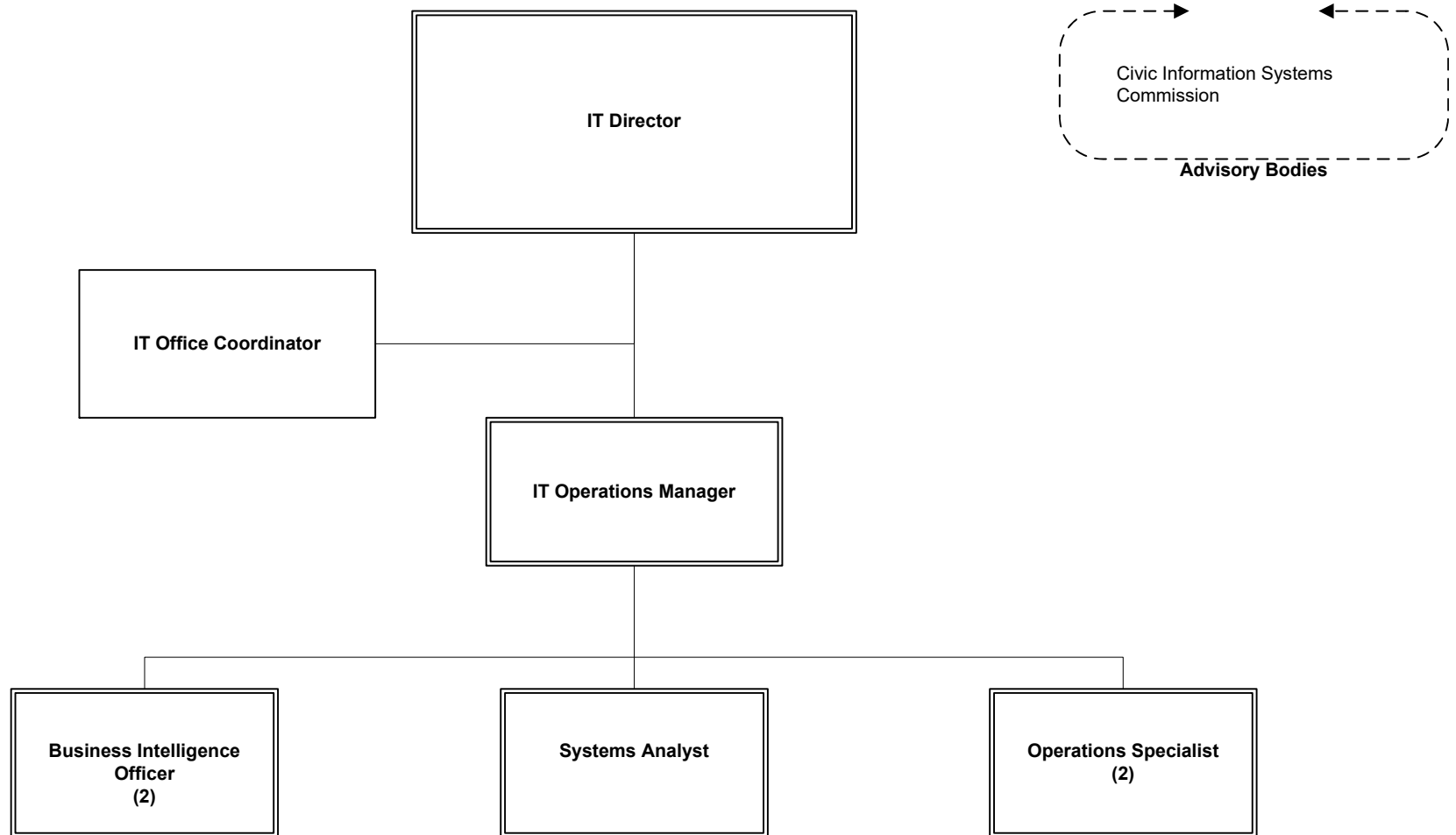
- **Priority 1: Ensure Equitable Access to Government Services and Contracts**
  - b. Create a “Say My Name” identity exploration training experience for staff and the community that will start a conversation as to how names play a role in language access.
    - Developed a secure and sustainable solution for “Say My Name” identity exploration training experience for staff.
  - f. Develop open data reports and a dashboard (Phase I) for Village Financial, Permit, and Business Licensing core system data, with the goal of enabling residents to access and comprehend public information, engage in decision-making, and showcase government transparency.
    - Identified open data platform and dashboard for our Financial, Permit, and Licensing core system data, with engaging the operating department to review the data for their decision-making process.

#### Department Baseline Service Levels and Goals

- Upgraded end-of-life facility security system and outdated telephone system which enhances service and reduces energy consumption.
- Implemented hosted FOIA system which enhances service for the public and streamline staff process.
- Attended equity trainings offered by the Office of Racial Equity and Collective Impact.
- Continued partnership on the Geographic Information Systems Consortium services to generate analysis and display of data related to location specific information (i.e. Inclusionary Housing Mapping, Historical Resources site, Water Service Survey, Transportation Calming Map, etc.).

Informational Technology							Monthly Measures					
Category	2024						2023					
	Jan	Feb	Mar	Apr	May	Jun	Jan	Feb	Mar	Apr	May	Jun
Internet bandwidth usage	10.48T	13.27T	12.52T	12.7T	20.6T	14.95T	0.9T	1.1T	4.9T	8.3T	9T	8.7T
IT inventory	1,608	1,608	1,617	1,632	1,650	1,649	1,480	1,480	1,480	1,413	1,413	1,413
IT service requests received	292	296	270	253	204	284	332	332	211	272	365	375
Village external emails received	32,147	33,953	34,282	134,522	134,944	136,959	42,095	108,447	137,601	129,756	126,450	129,239
Village external emails sent	8,870	8,920	8,972	36,711	36,740	30,064	8,704	28,055	35,024	33,119	32,277	29,924
Village internal emails received	43,587	44,171	44,480	158,669	159,334	151,099	51,971	118,700	150,915	147,153	143,196	158,706
Village internal emails sent	46,233	47,889	48,255	169,937	170,130	112,550	56,617	129,614	164,867	161,853	162,082	168,457

*(The remainder of this page has been intentionally left blank.)*



VILLAGE OF OAK PARK  
FISCAL YEAR 2025 BUDGET  
GENERAL FUND - INFORMATION TECHNOLOGY

<u>Fund</u>	<u>Dept</u>	<u>Program</u>	<u>Account</u>	<u>Description</u>	<u>Department</u>	<u>Description</u>	<u>2021 Actual</u>	<u>2023 Actual</u>	<u>Approved 2024 Budget</u>	<u>Amended 2024 Budget</u>	<u>Year End Estimate</u>	<u>2025 Requested Budget</u>
1001	41040	101	510501	General Fund	Information Technology	Regular Salaries	(572,532)	(678,442)	(740,005)	(740,005)	(797,827)	(770,743)
1001	41040	101	510503	General Fund	Information Technology	Overtime	-	(209)	(1,500)	(1,500)	(1,758)	-
1001	41040	101	510515	General Fund	Information Technology	Comp Time	-	-	-	-	-	-
SUB-TOTAL PERSONNEL SERVICES							(572,532)	(678,651)	(741,505)	(741,505)	(799,585)	(770,743)
1001	41040	101	510506	General Fund	Information Technology	Equip Allow (Auto,Phone,Tools)	(505)	(875)	(2,100)	(2,100)	(1,008)	(1,008)
1001	41040	101	510509	General Fund	Information Technology	Comp Time Payout	-	-	-	-	-	-
1001	41040	101	510519	General Fund	Information Technology	Vacation Time Payout	(2,838)	-	-	-	-	-
1001	41040	101	520515	General Fund	Information Technology	Health Insurance Opt-out	-	-	-	-	-	-
1001	41040	101	520520	General Fund	Information Technology	Life Insurance Expense	(616)	(721)	(744)	(744)	(796)	(744)
1001	41040	101	520521	General Fund	Information Technology	Health Insurance Expense	(114,854)	(152,556)	(186,224)	(186,224)	(180,604)	(164,491)
1001	41040	101	520522	General Fund	Information Technology	Social Security Expense	(33,317)	(39,506)	(45,973)	(45,973)	(46,576)	(47,786)
1001	41040	101	520523	General Fund	Information Technology	Medicare Expense	(7,792)	(9,239)	(10,752)	(10,752)	(10,892)	(11,176)
1001	41040	101	520527	General Fund	Information Technology	IMRF Contributions	(30,745)	(18,060)	(23,432)	(23,432)	(21,828)	(26,899)
1001	41040	101	520537	General Fund	Information Technology	HSA Employer Expense	-	(1,607)	(2,400)	(2,400)	(2,400)	(2,400)
SUB-TOTAL FRINGE BENEFITS							(190,667)	(222,564)	(271,625)	(271,625)	(264,104)	(254,504)
1001	41040	101	530650	General Fund	Information Technology	Conferences Training	-	(1,236)	(6,000)	(6,000)	(11,000)	(14,000)
1001	41040	101	530667	General Fund	Information Technology	External Support	(109,990)	(167,798)	(145,300)	(145,300)	(140,300)	(122,800)
1001	41040	101	540690	General Fund	Information Technology	Telecommunication Charges	(236,222)	(205,768)	(183,500)	(217,410)	(206,500)	(132,500)
SUB-TOTAL CONTRACTUAL SERVICES							(346,212)	(374,802)	(334,800)	(368,710)	(357,800)	(269,300)
1001	41040	101	540698	General Fund	Information Technology	Computer Supplies	(4,713)	(3,468)	(6,000)	(6,000)	(12,000)	(6,000)
1001	41040	101	540699	General Fund	Information Technology	Hardware Maintenance	(69,984)	(61,165)	(64,000)	(64,000)	(56,500)	(47,800)
1001	41040	101	550602	General Fund	Information Technology	Membership Dues	(515)	(200)	(500)	(500)	(600)	(600)
1001	41040	101	550603	General Fund	Information Technology	Postage	(63)	(24)	(200)	(200)	(200)	(200)
1001	41040	721	550603	General Fund	Information Technology	Postage	-	-	-	-	-	-
1001	41040	101	550605	General Fund	Information Technology	Travel & Mileage Reimbursement	-	(53)	(200)	(200)	(200)	(200)
1001	41040	101	550606	General Fund	Information Technology	Books & Subscriptions	-	(25)	(500)	(500)	(500)	(500)
1001	41040	101	550663	General Fund	Information Technology	Software License Updates	(122,136)	(114,601)	(175,000)	(175,000)	(174,716)	(338,000)
1001	41040	101	550671	General Fund	Information Technology	Office Machine Service	-	-	-	-	-	-
1001	41040	101	550672	General Fund	Information Technology	Telephone Maintenance	(17,485)	(18,925)	(58,000)	(58,000)	(10,000)	-
1001	41040	101	560620	General Fund	Information Technology	Office Supplies	(996)	(963)	(1,000)	(1,000)	(1,000)	(1,000)
SUB-TOTAL MATERIALS & SUPPLIES							(215,893)	(199,424)	(305,400)	(305,400)	(255,716)	(394,300)
1001	41040	101	570711	General Fund	Information Technology	Software	-	(500)	-	-	-	-
TOTAL EXPENDITURES							(1,325,304)	(1,475,941)	(1,653,330)	(1,687,240)	(1,677,205)	(1,688,847)

## NEIGHBORHOOD SERVICES DEPARTMENT

---

*The Neighborhood Services Department's mission is to help Oak Parkers live out their shared values of equity and inclusion through neighborhood-based problem-solving, programs, and services.*

*We do this in many ways. We welcome all Oak Park, cultivating opportunities for deeper engagement with our community and one-another. We enhance quality of life through housing, programs, and grants to support households with low-to moderate incomes and ensure access to alternative services. We are committed to safety, health, and well-being by enforcing property maintenance codes and local ordinances.*

### EXECUTIVE OVERVIEW

#### DEPARTMENTAL SUMMARY

The Neighborhood Services Department is comprised of five divisions: Administration, Neighborhood Code Compliance, Neighborhood Programs, Neighborhood Partnerships, and Community Services. The Department delivers its services through these divisions.

##### Administration

The Administration Division oversees the work of the department, including coordinating with key external partners to address neighborhood-oriented issues.

##### Neighborhood Code Compliance

The Neighborhood Code Compliance Division is responsible for enforcing the residential property maintenance code through Neighborhood Walk inspections, rental property inspections, condominium inspections, and responses to resident complaints.

##### Neighborhood Programs

The Neighborhood Programs division is responsible for the Village's housing programs including the Single-Family Rehabilitation Program, Small Rental Rehabilitation Program, Rental Licensing, the Sewer Backup Protection Grant Program, and the Housing Trust Fund.

##### Neighborhood Partnerships

The Neighborhood Partnerships Division coordinates responses to neighbor challenges, develops and maintains a neighborhood registry to facilitate ongoing relationship building and outreach efforts, oversees civic education and engagement activities, and serves as a welcome center at the Village Hall for assisting community members and connecting them with the appropriate resources.

##### Community Services

The Community Services Division oversees community service programming, which includes managing the Village's Alternative Response to Calls for Service pilot program, coordinating the Village's response to unhoused residents in the community, and managing community service grants. These grants include the Community Development Block Grant (CDBG) and the Revolving Loan Fund.



## **2025 WORK PLAN**

### **Key Initiatives or Projects in Support of Board Goals**

#### **COMMUNITY AFFORDABILITY**

- **Priority 1: Remove Economic Barriers**
  - a. Complete review of the existing residential assistance programs including the sewer backup protection grant, the single-family rehabilitation program, and the small rental property rehabilitation program. Staff will identify several opportunities to remove potential economic barriers in order to increase participation in the programs and bring any program changes to the Village Board for approval.

#### **COMMUNITY HEALTH & SAFETY**

- **Priority 1: Reduce Crime**
  - a. iii. Engage the Villages of Forest Park and River Forest in dialogue regarding opportunities for coordination of policies and procedures for 911 dispatch to streamline the Alternative Response Calls for Services pilot.
  - a. iii. Pursue “combined” trainings between Fire Department/EMS, Police Department, and mental health crisis responders to build trust, collegiality, and shared language around mental health to support Alternative Response Calls for Service.
  - a. iii. As implementation of Phase 1 begins, develop outcome measures to provide annual updates to the Village Board of Trustees and Village of Oak Park on Alternative Response Calls for Service.

#### **RACIAL EQUITY**

- **Priority 2: Assess and Address Historical Lack of Equity**
  - b. Present the Board a proposal for a comprehensive homeownership support program, inclusive of education, downpayment, and purchase supports that addresses the lack of equity in homeownership.
  - c. Enter into a new contract with an organization to continuously test throughout 2025 on fair housing issues. The contract will also include support for tenants seeking to file fair housing complaints. Staff will present on the results and use them to adjust education and enforcement approaches.
- **Priority 3: Support Integration and Diverse Community Entry Points**
  - a. Implement a refreshed affirmative marketing program for the Village that reflects feedback from the Housing Study and the Racial Equity Assessment.

#### **VIBRANT, DIVERSE, CONNECTED NEIGHBORHOODS**

- **Priority 1: Support Sustainable Advancement of Affordable Housing**
  - a. Update the Board on the impacts of previously approved revenue sources and propose additional revenue sources to support sustainability of the Housing Trust Fund.
  - c. i. In conjunction with Development Services’ zoning work, review and develop financial incentives to support the development of “missing middle” housing that is at least affordable to households earning less than 80% of the area median income.

- c. ii. Present the Board a proposal for a comprehensive homeownership support program, inclusive of education, downpayment, and purchase supports that addresses the lack of equity in homeownership.
  - d. Present the Board a proposal for a revised Inclusionary Housing Ordinance reflective of previous Board feedback, including a racial equity assessment of the current ordinance and the proposed new ordinance.
- **Priority 3: Create Opportunities for Neighborhood & Community Engagement**
  - a. ii. Develop and launch the neighborhood registry program to facilitate systematic communication, relationship building, and effective neighborhood partnerships.
  - a. iii. Develop Village volunteer policies and programming, including volunteer management software to connect volunteers and volunteer groups with opportunities in and around the Village.
  - b. i. Develop a Village Government 101 Program in collaboration with Village departments and community organizations.
  - c. Develop a vision for a “Welcome Center” inside and outside of Village Hall and implement it within Village Hall.
  - e. Recommend to the Board how best to operationalize a fair housing coalition within the framework of the Village’s broader commission structure and housing work.
  - f. Implement the compressive neighborhood-based engagement framework, providing support and guidance to other departments as they engage the community.
- **Priority 6: Rapid Response Support for Unhoused Residents**
  - a. As a result, to the 100-Day Challenge, launch a new initiative called “Yes to the Address” which is focused on working with housing providers to building capacity for affordable housing for unhoused residents in the Oak Park community by working with Housing Forward.
  - a. Implement phase II of the panhandling campaign to harness resident generosity to meet the needs of unhoused residents.
  - a. Work with private housing providers and the Homelessness Coalition to bridge gaps and remove barriers in unhoused residents accessing available, vacant residential properties in the Village.
  - a. Host two community forums to promote education, awareness, and advocacy within the community for residents, social services, and our unhoused population. One will be a panhandling campaign and the second will be about preventative homelessness.

## **SUSTAINABILITY & RESILIENCE**

- **Priority 1: Implement Climate Action Plan**
  - d. In reviewing existing standards for the residential assistance programs, explore how they can better support CROP goals, including offering a single-point-of-entry system for households looking for assistance.

## Department Baseline Service Levels and Goals

Administration 1001.46211.101
-------------------------------

### ***Current Service Levels***

- Oversee operations of the department, including development and performance management for each team member.
- Build and develop the Neighborhood Services team through regular department meetings, team building activities, and periodic employee check-ins.
- Monitor the department's budget, including all needed reporting to Finance.
- Build and maintain relationships with key partners in the housing, social service, and neighborhood spaces.
- Lead cross-departmental teams in responding to neighborhood issues as they arise.

### ***Department Goals***

- Develop performance measures for each division to track responsiveness to community issues, efficiency of operations, and alignment with Village Board goals.
- Complete hiring to support launch of the Neighborhood Partnerships division and the Alternative Response Calls for Service pilot.
- Work with the Oak Park Regional Housing Center to explore possibilities for partnership within the boundaries of Village goals and OPRHC capacities.
- Transition oversight of the Village's special events permitting process into Neighborhood Services.

Neighborhood Code Compliance 1001.46212.101
---

### ***Current Service Levels***

- Administer the short-term rental licensing inspections to regulate short-term rentals in the interest of public health, safety, and welfare of the residents.
- Work with the Building Improvement Committee (BIC) to improve neglected and abandoned properties.
- Conduct inspections of the common areas of condominium buildings insuring these areas meet code standards for safety and maintenance in multi-unit buildings.
- Inspect one-third of the housing stock as part of the Neighborhood Walk program to guard Oak Park's aging housing stock from decay and encourage maintenance of all residential properties.
- Respond to citizen complaints of property maintenance violations at single family homes and rental units.
- Conduct inspections of rental properties to ensure that they are maintained.

### ***Department Goals***

- Develop performance measures on all types of inspections to improve responsiveness to complaints, serve residents, and improve properties.
- Refresh the Village's education, monitoring, and enforcement of the gas-powered leaf blower ordinance as the full ban goes into effect.
- Explore community education opportunities to proactively address property issues.
- Seek adoption and then implement the 2024 International Property Maintenance Code.

Neighborhood Programs 1001.46213.101
--------------------------------------

***Current Service Levels***

- Administer the Housing Trust Fund by reviewing project applications, presenting those projects to the Housing Programs Advisory Committee and monitoring the performance of projects.
- Administer the performance based rental licensing program to improve the health and safety for tenants by ensuring well-maintained rental units.
- Administer the CDBG Energy Efficiency Grant program that provides energy savings to income eligible households.
- Administer the Single-Family Rehabilitation Program and the Small Rental Rehabilitation Program
- Administer the Sewer Back-up Prevention Grants Program that helps to protect homes during heavy rain.
- Administer the ClimateReady Rainscapes program, which helps homeowners use smart landscaping to manage rain at their property.
- Administer and oversee the short-term rental licensing program jointly with the Development Services Department to regulate short-term rentals in the interest of public health, safety, and welfare of the residents of the Village.
- Foster equitable treatment for renters by testing rental practices within the Village.
- Hold housing provider management training programs that promote fair housing in conjunction with the performance based rental licensing program.
- Facilitate monthly meetings of the Housing Programs Advisory Committee.

***Department Goals***

- Complete seven Single Family Rehabilitation (SFR) Program projects and assist 10 households through three Small Rental Properties (SRP) Rehabilitation Program projects.
- Develop application and payment processing measures for the Sewer Back-up Prevention Grants Program, including a goal of issuing reimbursement checks is two weeks from the time all paper work has been submitted.
- Assist 22 homeowners through the ClimateReady Rainscapes program.
- Develop a landing page on the Airbnb website for hosts to increase participation in the Village's short-term rental license efforts.

Neighborhood Partnerships 1001.46214.101
--

***Current Service Levels***

- Building out the team to begin undertaking the Board goals identified above.
- Responding to cross-departmental neighborhood issues as they arise.

***Department Goals***

- Hire the Welcome Center Coordinator and CSR II to launch the Village Welcome Center and Welcome to Oak Park program.
- Coordination of the Village's special events permitting process, including exploration of CityView permit process improvements.

**Current Service Levels**

- Launching phase 1 of the Alternative Response Calls for Service, including coordination of work with community partners and integrating the pilot into the Village's emergency response.
- Manage the Village's approximately \$1.5m annual CDBG allocation, including all HUD planning, reporting, and subrecipient monitoring.
- Manage the Village's CBDG-CV award in coordination with other community partners.
- Seek additional government and philanthropic grants to support social service and unhoused resident needs.
- Coordinate Village responses to unhoused residents in the community across multiple departments and with community partners.
- Represent the Village with the Oak Park Homelessness Coalition.
- Facilitate monthly meetings of the Community Development Citizens Advisory Committee.

**Department Goals**

- Complete the 2025-2029 Consolidated Plan assisted by Chrysalis Consultants. The Consolidated Plan will help to assess affordable housing and community development needs based on data-driven decisions. Data, engagement, and plans will be reflected in the Program Year 2025 Action Plan (October 1, 2025 – September 30, 2026).
- Complete internal and subrecipient monitoring of Program Year 2023 CDBG grants. Use the findings to educate subrecipients on compliance and revise operational policies and procedures.
- Continue working with community partners to develop places for individuals to receive care to assist in a crisis or to prevent escalation to crisis, including Living Room programs.
- Educate individuals on what to expect when engaging with a crisis response, including who is likely to be on the scene and how long it can take for the responders to arrive.
- Define the Alternative Response Calls for Service program to increase community recognition.

*(The remainder of this page has been intentionally left blank.)*

## **2024 Accomplishments**

### **Key Initiatives or Projects in Support of Board Goals**

#### **COMMUNITY HEALTH & SAFETY**

- **Priority 1: Reduce Crime**
  - a. **iii.** In response to the Mental Health Task Force, through Alternative Response Calls for Service, staff coordinated with the Police and Fire Departments to define the parameters that constitute a “mental health crisis” and determine the appropriate method of assessment at dispatch that results in an appropriate on-the-scene response.
  - a. **iii.** On June 11, 2024 the Village Board of Oak Park approved Phase 1 of Alternative Response Calls for Service which will add social workers/case managers to the Neighborhood Services Department. This team is responsible for post-crisis case management and care coordination with the goal of increasing health outcomes and reducing recidivism of 911 calls. These individuals also build relationships with community partners to ensure access to care.
  - a. **iii.** Through the recently approved Alternative Response Calls for Service, Phase 1, the Care Coordinators will provide case management and linkage services to unhoused residents and coordinate resources with Housing Forward’s Street Outreach team.
  - a. **iii.** Through Phase 1, the Village will hire the appropriate staffing model that 1) ensure the quickest dispatch, 2) most appropriate staffing to reduce the dispatch of police unless there is a threat to safety, and 3) seamlessly integrates the Police Department, Fire Department, and Emergency Medical Support.

#### **RACIAL EQUITY**

- **Priority 2: Assess and Address Historical Lack of Equity**
  - c. Testing was conducted by HOPE Fair Housing that examined landlord compliance with anti-discrimination practices on the basis of Source of Income and arrest or conviction records. Working with DEI and Community Relations, the housing provider management training seminar material was revised and a change was made to the structure of the program to require increased attendance from rental provider end users. A presentation was made to the Village Board with the test findings and staff recommended actions.

#### **VIBRANT, DIVERSE, CONNECTED NEIGHBORHOODS**

- **Priority 1: Support Sustainable Advancement of Affordable Housing**
  - c. **ii.** In light of the Strategic Vision for Housing and the Village Board goals to address lack of equity in homeownership, staff began exploring paths to homeownership to create a Renter to Homeowner Program, including shared equity models, first-time home-buying counseling and potential down-payment assistance.
  - d. Reviewed the Inclusionary Housing Ordinance and recommend options for revisions including the possibility of adjusting the Village ordinance to require the inclusion of affordable units on-site, increasing the Village’s current \$100,000 per space “in lieu of” contribution, and other ordinance changes to better align with the Strategic Vision for Housing.
- c. **Priority 6: Rapid Response Support for Unhoused Residents**

- a. Operationalized cooling and warming centers with community partners, the Oak Park Homeless Coalition, and Housing Forward. This included updating weather requirements to support the unhoused in extreme weather conditions.
- a. Staff worked with Housing Forward, Archdiocese, and Metro Strategies to submit two grants to the State of Illinois Department of Commerce and Economic Opportunity (DCEO). One grant in the amount of \$2 Million was awarded to support the renovation of the Write Inn.
- a. Hosted two community forums, “Providing support to Oak Park’s unhoused residents” and “The role of affordable housing in assisting Oak Park’s unhoused population.”

## **SUSTAINABILITY & RESILIENCY**

- **Priority 1: Implement Climate Action Plan**
  - d. Created a new energy efficiency grant program with CDBG funds to assist Low to Moderate Income (LMI) households to improve their energy consumption.
  - d. Supported the transition of the Village’s and the community’s natural gas equipment to electric equipment by way of various outreach measures and held a landscaper listening session which identified the equity and environmental impact.

*(The remainder of this page has been intentionally left blank.)*

**2024 ACCOMPLISHMENTS**  
**Department Baseline Service Levels and Goals**

Neighborhood Code Compliance 1001.46212.101
---

- Two newly hired Property Maintenance/Community Development Inspectors passed the International Code Council's International Property Maintenance Code exam, ensuring that all of the Village's Property Maintenance/Community Development Inspectors are certified as a Property Maintenance and Housing Inspectors.
- Conducted inspections for 115 short-term rental properties, supporting the work of Development Services staff in licensing short-term rental properties.
- Property maintenance inspectors investigated approximately 550 citizen-initiated property maintenance complaints, an estimated increase of 19%.
- Conducted approximately 2,422 inspections of residential homes through the Village's Neighborhood Walk program, an estimated 14% decrease.
- Performed a total of 150 multi-family building inspections, including apartments and condominiums.

Neighborhood Programs 1001.46213.101
--------------------------------------

- Serviced four projects under the Single-Family Housing Rehabilitation (SFR) Loan Program, which is one more project than 2023. This program seeks to provide funding to low-and-moderate-income residents to rehabilitate their homes. We received 32 inquiries of which 12 were financially eligible to participate in the program.
- Assisted five new units under the Small Rental Properties Rehabilitation (SRP) Loan Program. This program seeks to provide funding to landlords to improve rental units occupied by low-and-moderate-income residents. We received 15 inquiries of which three were financially eligible to participate in the program.
- Worked in conjunction with Public Works to revitalize and bring back the ClimateReady Rainscapes program to start in 2025, which helps homeowners use smart landscaping to manage rain at their property. Neighborhood Programs participated in developmental meetings to formulate goals, objectives and procedures for the renewed program.
- Processed 50 new applications for the Sewer Backup Protection Grant Program for the Public Works Department. This is a popular program with homeowners and the demand continues to remain high as a result of heavy rain storms. The program offsets homeowner investments in stormwater retention improvements.
- Continued to administer the income-based Energy Efficiency Grant Program. This year four projects have been completed with the total amount spent being \$23,140.97. There is currently \$103,515.93 remaining in the fund; however, all of these funds are encumbered with pending projects.

Community Services 1001.46215.101
-----------------------------------

- Facilitated a request for quotes to procure grant software for the Village to track grant management of funds, reporting, grant activities and applications.
- Beginning September 2024 to align with suicide prevention month, the Village promoted access to mental health crisis services through either 988-call line or through the 590 provider 24/7/365 crisis line in partnership with the Village's Public Health Department, Mental Health Task Force, and Community Mental Health Board.

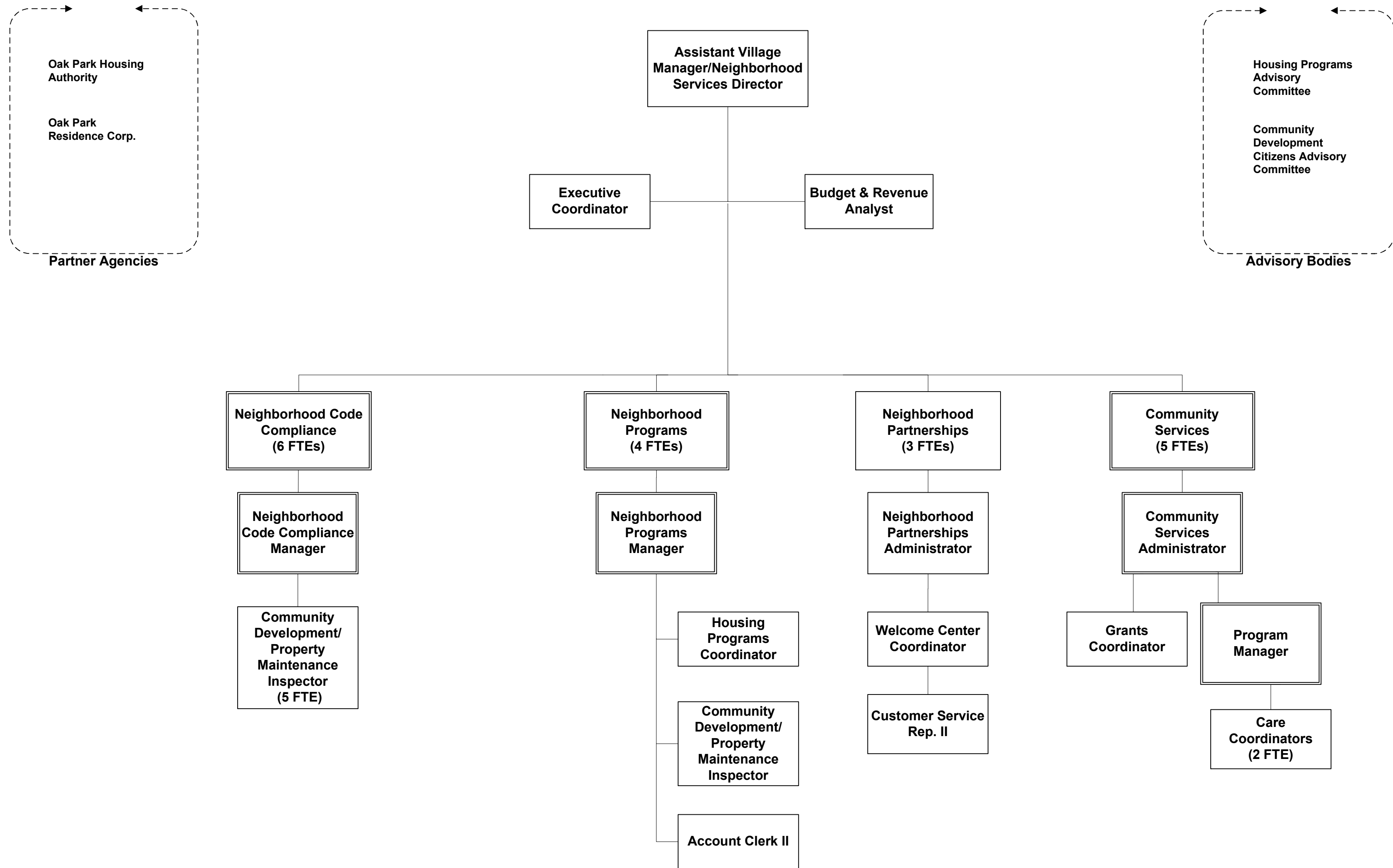


- Participated in the 100 Day Challenge geared towards transforming social systems and making communities more equitable, just, and safe. In February, the group had been tasked with housing 88 people experiencing unsheltered homelessness in safe and stable housing, along with connecting 167 people experiencing unsheltered homelessness to shelter in 100 days. The cohort housed 117 individuals and 310 individuals have been connected to shelter.
- Hosted Community Development Citizen Advisory Commission tours with CDBG Partners.
- Provided written communication and resources to the business communities, including Downtown Oak Park, Hemingway, Pleasant District, Arts District, and North Avenue. This communication offers the businesses to have a point of contact through the Village of Oak Park, ensure they understand how the Village is working to address unhoused residents, panhandling, and provides opportunity for education, awareness, and advocacy.

*(The remainder of this page has been intentionally left blank.)*

Neighborhood Sevices							Monthly Measures					
<u>Category</u>	2024						2023					
	<u>Jan</u>	<u>Feb</u>	<u>Mar</u>	<u>Apr</u>	<u>May</u>	<u>Jun</u>	<u>Jan</u>	<u>Feb</u>	<u>Mar</u>	<u>Apr</u>	<u>May</u>	<u>Jun</u>
Property code violations reviewed	180	205	232	431	568	211	272	371	473	276	462	297
Sewer backup protection grants issued	7	5	4	3	5	1	5	0	3	3	1	1

*(The remainder of this page has been intentionally left blank.)*



VILLAGE OF OAK PARI  
FISCAL YEAR 2025 BUDGET

GENERAL FUND - NEIGHBORHOOD SERVICES ADMINISTRATION

<u>Fund</u>	<u>Dept</u>	<u>Program</u>	<u>Account</u>	<u>Description</u>	<u>Department</u>	<u>Description</u>	<u>2022 Actual</u>	<u>2023 Actual</u>	<u>APPROVED 2024 Budget</u>	<u>Amended 2024 Budget</u>	<u>Year End Estimate</u>	<u>2025 Requested Budget</u>
1001	46211	101	510501	General Fund	Neighborhood Services	Regular Salaries	-	-	(161,775)	(161,775)	(54,375)	(225,335)
1001	46211	101	510503	General Fund	Neighborhood Services	Overtime	-	-	-	-	-	-
SUB-TOTAL PERSONNEL SERVICES							-	-	(161,775)	(161,775)	(54,375)	(225,335)
1001	46211	101	510519	General Fund	Neighborhood Services	Vacation Time Payout	-	-	-	-	-	-
1001	46211	101	520515	General Fund	Neighborhood Services	Health Insurance Opt Out	-	-	-	-	-	-
1001	46211	101	520520	General Fund	Neighborhood Services	Life Insurance Expense	-	-	(155)	(155)	(40)	(230)
1001	46211	101	520521	General Fund	Neighborhood Services	Health Insurance Expense	-	-	(49,970)	(49,970)	(11,345)	(54,121)
1001	46211	101	520522	General Fund	Neighborhood Services	Social Security Expense	-	-	(15,220)	(15,220)	(3,179)	(13,873)
1001	46211	101	520523	General Fund	Neighborhood Services	Medicare Expense	-	-	(2,346)	(2,346)	(744)	(3,267)
1001	46211	101	520527	General Fund	Neighborhood Services	IMRF Contributions	-	-	(5,112)	(5,112)	(1,485)	(7,864)
SUB-TOTAL FRINGE BENEFITS							-	-	(72,803)	(72,803)	(16,793)	(79,355)
1001	46211	101	530650	General Fund	Neighborhood Services	Conferences Training	-	-	(5,200)	(5,200)	(1,500)	(3,800)
1001	46211	101	540660	General Fund	Neighborhood Services	Emergency Services (bps)	-	-	(2,000)	(2,000)	(2,000)	(20,000)
1001	46211	101	530667	General Fund	Neighborhood Services	External Support	-	-	(380,000)	(380,000)	(92,947)	(485,120)
SUB-TOTAL CONTRACTUAL SERVICES							-	-	(387,200)	(387,200)	(96,447)	(508,920)
1001	46211	101	550601	General Fund	Neighborhood Services	Printing	-	-	(400)	(400)	(400)	(300)
1001	46211	101	550606	General Fund	Neighborhood Services	Books and Subscriptions	-	-	(850)	(850)	-	-
1001	46211	101	560625	General Fund	Neighborhood Services	Clothing	-	-	(1,000)	(1,000)	(1,000)	(500)
1001	46211	101	550652	General Fund	Neighborhood Services	Legal Postings and Doc. Fees	-	-	(500)	(500)	(500)	(700)
1001	46211	101	550602	General Fund	Neighborhood Services	Membership Dues	-	-	(1,500)	(1,500)	(350)	(900)
1001	46211	101	560620	General Fund	Neighborhood Services	Office Supplies	-	-	(3,000)	(3,000)	(3,000)	(4,000)
1001	46211	101	560631	General Fund	Neighborhood Services	Operational Supplies	-	-	(2,000)	(2,000)	(1,000)	(2,500)
1001	46211	101	550603	General Fund	Neighborhood Services	Postage	-	-	(500)	(500)	(500)	(700)
1001	46211	101	550605	General Fund	Neighborhood Services	Travel & Mileage Reimbursement	-	-	(200)	(200)	(100)	(200)
SUB-TOTAL MATERIALS & SUPPLIES							-	-	(9,950)	(9,950)	(6,850)	(9,800)
1001	46211	300	585612	General Fund	Neighborhood Services	Housing Rehab Property Grants	-	-	(150,000)	(150,000)	(114,000)	-
1001	46211	230	585652	General Fund	Neighborhood Services	Operating Subsidies- OP Housing Auth.	-	-	-	-	-	(35,000)
1001	46211	240	585652	General Fund	Neighborhood Services	Operating Subsidies- OP Reg. Hous. Ctr.	-	-	-	-	-	-
1001	46211	280	585652	General Fund	Neighborhood Services	Operating Subsidies- OP Residence Corp.	-	-	(42,500)	(42,500)	(42,500)	(42,500)
SUB-TOTAL GRANTS							-	-	(192,500)	(192,500)	(156,500)	(77,500)

VILLAGE OF OAK PARK  
FISCAL YEAR 2025 BUDGET  
GENERAL FUND - NEIGHBORHOOD SERVICES ADMINISTRATION

<u>Fund</u>	<u>Dept</u>	<u>Program</u>	<u>Account</u>	<u>Description</u>	<u>Department</u>	<u>Description</u>	<u>2022</u> <u>Actual</u>	<u>2023</u> <u>Actual</u>	<u>APPROVED</u> <u>2024</u> <u>Budget</u>	<u>Amended</u> <u>2024</u> <u>Budget</u>	<u>Year</u> <u>End</u> <u>Estimate</u>	<u>2025</u> <u>Requested</u> <u>Budget</u>
						TOTAL EXPENDITURES	-	-	(824,228)	(824,228)	(330,965)	(900,910)

*\*The Neighborhood Services Division became the Neighborhood Services Department beginning in FY 2024*

*(The remainder of this page has been intentionally left blank.)*

VILLAGE OF OAK PARI  
FISCAL YEAR 2025 BUDGET

GENERAL FUND - NEIGHBORHOOD SERVICES CODE COMPLIANCE

<u>Fund</u>	<u>Dept</u>	<u>Program</u>	<u>Account</u>	<u>Description</u>	<u>Department</u>	<u>Description</u>	<u>2022</u> <u>Actual</u>	<u>2023</u> <u>Actual</u>	<u>APPROVED</u> <u>2024</u> <u>Budget</u>	<u>Amended</u> <u>2024</u> <u>Budget</u>	<u>Year</u> <u>End</u> <u>Estimate</u>	<u>2025</u> <u>Requested</u> <u>Budget</u>
1001	46212	101	510501	General Fund	Neighborhood Services	Regular Salaries	-	-	(386,616)	(386,616)	(305,046)	(412,326)
1001	46212	101	510503	General Fund	Neighborhood Services	Overtime	-	-	-	-	(79)	-
1001	46212	101	510999	General Fund	Neighborhood Services	Grant Admin - Salaries	-	-	-	-	37,047	-
SUB-TOTAL PERSONNEL SERVICES							-	-	(386,616)	(386,616)	(268,078)	(412,326)
1001	46212	101	510519	General Fund	Neighborhood Services	Vacation Time Payout	-	-	-	-	(580)	-
1001	46212	101	520515	General Fund	Neighborhood Services	Health Insurance Opt Out	-	-	-	-	-	-
1001	46212	101	520520	General Fund	Neighborhood Services	Life Insurance Expense	-	-	(558)	(558)	(393)	(558)
1001	46212	101	520521	General Fund	Neighborhood Services	Health Insurance Expense	-	-	(63,241)	(63,241)	(52,386)	(93,773)
1001	46212	101	520522	General Fund	Neighborhood Services	Social Security Expense	-	-	(23,970)	(23,970)	(23,341)	(25,564)
1001	46212	101	520523	General Fund	Neighborhood Services	Medicare Expense	-	-	(5,606)	(5,606)	(4,243)	(5,979)
1001	46212	101	520527	General Fund	Neighborhood Services	IMRF Contributions	-	-	(12,217)	(12,217)	(8,351)	(14,390)
SUB-TOTAL FRINGE BENEFITS							-	-	(105,592)	(105,592)	(89,294)	(140,264)
1001	46212	101	530650	General Fund	Neighborhood Services	Conferences Training	-	-	(6,480)	(6,480)	(3,220)	(6,160)
1001	46212	101	540660	General Fund	Neighborhood Services	Emergency Services (bps)	-	-	(7,500)	(7,500)	(2,600)	-
1001	46212	101	530667	General Fund	Neighborhood Services	External Support	-	-	(23,600)	(23,600)	(3,400)	(5,000)
SUB-TOTAL CONTRACTUAL SERVICES							-	-	(37,580)	(37,580)	(9,220)	(11,160)
1001	46212	101	550601	General Fund	Neighborhood Services	Printing	-	-	(1,000)	(1,000)	(1,000)	(1,000)
1001	46212	101	550606	General Fund	Neighborhood Services	Books and Subscriptions	-	-	(850)	(850)	(850)	(2,352)
1001	46212	101	560625	General Fund	Neighborhood Services	Clothing	-	-	(1,400)	(1,400)	(1,400)	(1,400)
1001	46212	101	550652	General Fund	Neighborhood Services	Legal Postings and Doc. Fees	-	-	(200)	(200)	(200)	-
1001	46212	101	550602	General Fund	Neighborhood Services	Membership Dues	-	-	(823)	(823)	(823)	(823)
1001	46212	101	560631	General Fund	Neighborhood Services	Operational Supplies	-	-	(1,445)	(1,445)	(1,445)	(1,468)
1001	46212	101	550603	General Fund	Neighborhood Services	Postage	-	-	-	-	-	-
1001	46212	101	550605	General Fund	Neighborhood Services	Travel & Mileage Reimbursement	-	-	-	-	-	-
SUB-TOTAL MATERIALS & SUPPLIES							-	-	(5,718)	(5,718)	(5,718)	(7,043)
TOTAL EXPENDITURES							-	-	(535,506)	(535,506)	(372,310)	(570,793)

\*The Neighborhood Services Division became the Neighborhood Services Department beginning in FY 2024

VILLAGE OF OAK PARI  
FISCAL YEAR 2025 BUDGET

GENERAL FUND - NEIGHBORHOOD SERVICES NEIGHBORHOOD PROGRAMS

<u>Fund</u>	<u>Dept</u>	<u>Program</u>	<u>Account</u>	<u>Description</u>	<u>Department</u>	<u>Description</u>	<u>2022 Actual</u>	<u>2023 Actual</u>	<u>APPROVED 2024 Budget</u>	<u>Amended 2024 Budget</u>	<u>Year End Estimate</u>	<u>2025 Requested Budget</u>
1001	46213	101	510501	General Fund	Neighborhood Services	Regular Salaries	-	-	(292,374)	(292,374)	(182,335)	(292,088)
1001	46213	101	510503	General Fund	Neighborhood Services	Overtime	-	-	-	-	(55)	-
1001	46213	101	510999	General Fund	Neighborhood Services	Grant Admin. - Salaries	-	-	-	-	42,856	-
SUB-TOTAL PERSONNEL SERVICES							-	-	(292,374)	(292,374)	(139,534)	(292,088)
1001	46213	101	510519	General Fund	Neighborhood Services	Vacation Time Payout	-	-	-	-	-	-
1001	46213	101	520515	General Fund	Neighborhood Services	Health Insurance Opt Out	-	-	-	-	-	-
1001	46213	101	520520	General Fund	Neighborhood Services	Life Insurance Expense	-	-	(372)	(372)	(212)	(370)
1001	46213	101	520521	General Fund	Neighborhood Services	Health Insurance Expense	-	-	(56,457)	(56,457)	(23,531)	(45,630)
1001	46213	101	520522	General Fund	Neighborhood Services	Social Security Expense	-	-	(18,127)	(18,127)	(10,882)	(18,109)
1001	46213	101	520523	General Fund	Neighborhood Services	Medicare Expense	-	-	(4,239)	(4,239)	(4,744)	(4,235)
1001	46213	101	520527	General Fund	Neighborhood Services	IMRF Contributions	-	-	(9,239)	(9,239)	(4,979)	(10,194)
1001	46213	101	520999	General Fund	Neighborhood Services	Grant Admin. - Benefits	-	-	-	-	(14,227)	-
SUB-TOTAL FRINGE BENEFITS							-	-	(88,434)	(88,434)	(58,575)	(78,538)
1001	46213	101	530650	General Fund	Neighborhood Services	Conferences Training	-	-	(4,860)	(4,860)	(1,544)	(1,575)
1001	46213	101	540660	General Fund	Neighborhood Services	Emergency Services (bps)	-	-	(2,500)	(2,500)	(1,700)	-
1001	46213	101	530667	General Fund	Neighborhood Services	External Support	-	-	(23,600)	(23,600)	(19,250)	(61,750)
SUB-TOTAL CONTRACTUAL SERVICES							-	-	(30,960)	(30,960)	(22,494)	(63,325)
1001	46213	101	550601	General Fund	Neighborhood Services	Printing	-	-	(700)	(700)	(700)	(400)
1001	46213	101	550606	General Fund	Neighborhood Services	Books and Subscriptions	-	-	-	-	-	-
1001	46213	101	560625	General Fund	Neighborhood Services	Clothing	-	-	(675)	(675)	(475)	(575)
1001	46213	101	550652	General Fund	Neighborhood Services	Legal Postings and Doc. Fees	-	-	(100)	(100)	(100)	(125)
1001	46213	101	550602	General Fund	Neighborhood Services	Membership Dues	-	-	(345)	(345)	(345)	(345)
1001	46213	101	560631	General Fund	Neighborhood Services	Operational Supplies	-	-	(500)	(500)	(250)	-
1001	46213	101	550603	General Fund	Neighborhood Services	Postage	-	-	(250)	(250)	(100)	-
1001	46213	101	550605	General Fund	Neighborhood Services	Travel & Mileage Reimbursement	-	-	-	-	-	-
SUB-TOTAL MATERIALS & SUPPLIES							-	-	(2,570)	(2,570)	(1,970)	(1,445)
TOTAL EXPENDITURES							-	-	(414,338)	(414,338)	(222,573)	(435,396)

\*The Neighborhood Services Division became the Neighborhood Services Department beginning in FY 2024

VILLAGE OF OAK PARK  
FISCAL YEAR 2025 BUDGET

GENERAL FUND - NEIGHBORHOOD SERVICES NEIGHBORHOOD PARTNERSHIPS

<u>Fund</u>	<u>Dept</u>	<u>Program</u>	<u>Account</u>	<u>Description</u>	<u>Department</u>	<u>Description</u>	<u>2022 Actual</u>	<u>2023 Actual</u>	<u>Original 2024 Budget</u>	<u>Amended 2024 Budget</u>	<u>Year End Estimate</u>	<u>2025 Requested Budget</u>
1001	46214	101	510501	General Fund	Neighborhood Services	Regular Salaries	-	-	(168,800)	(168,800)	(17,083)	(213,160)
1001	46214	101	510503	General Fund	Neighborhood Services	Overtime	-	-	-	-	-	-
SUB-TOTAL PERSONNEL SERVICES							-	-	(168,800)	(168,800)	(17,083)	(213,160)
1001	46214	101	510519	General Fund	Neighborhood Services	Vacation Time Payout	-	-	-	-	-	-
1001	46214	101	520515	General Fund	Neighborhood Services	Health Insurance Opt Out	-	-	-	-	-	-
1001	46214	101	520520	General Fund	Neighborhood Services	Life Insurance Expense	-	-	(186)	(186)	(19)	(279)
1001	46214	101	520521	General Fund	Neighborhood Services	Health Insurance Expense	-	-	(59,844)	(59,844)	(9,974)	(67,972)
1001	46214	101	520522	General Fund	Neighborhood Services	Social Security Expense	-	-	(10,466)	(10,466)	(1,744)	(13,216)
1001	46214	101	520523	General Fund	Neighborhood Services	Medicare Expense	-	-	(2,448)	(2,448)	(408)	(3,091)
1001	46214	101	520527	General Fund	Neighborhood Services	IMRF Contributions	-	-	(5,334)	(5,334)	(889)	(7,439)
SUB-TOTAL FRINGE BENEFITS							-	-	(78,278)	(78,278)	(13,034)	(91,997)
1001	46214	101	530650	General Fund	Neighborhood Services	Conferences Training	-	-	(2,000)	(2,000)	-	(3,000)
1001	46214	101	540660	General Fund	Neighborhood Services	Emergency Services (bps)	-	-	-	-	-	-
1001	46214	101	530667	General Fund	Neighborhood Services	External Support	-	-	(1,500)	(1,500)	-	(1,500)
SUB-TOTAL CONTRACTUAL SERVICES							-	-	(3,500)	(3,500)	-	(4,500)
1001	46214	101	550601	General Fund	Neighborhood Services	Printing	-	-	(500)	(500)	-	(500)
1001	46214	101	550606	General Fund	Neighborhood Services	Books and Subscriptions	-	-	-	-	-	-
1001	46214	101	560625	General Fund	Neighborhood Services	Clothing	-	-	(300)	(300)	-	(319)
1001	46214	101	550652	General Fund	Neighborhood Services	Legal Postings and Doc. Fees	-	-	-	-	-	-
1001	46214	101	550602	General Fund	Neighborhood Services	Membership Dues	-	-	-	-	-	-
1001	46214	101	560631	General Fund	Neighborhood Services	Operational Supplies	-	-	(500)	(500)	-	-
1001	46214	101	550603	General Fund	Neighborhood Services	Postage	-	-	(100)	(100)	-	-
1001	46214	101	550605	General Fund	Neighborhood Services	Travel & Mileage Reimbursement	-	-	-	-	-	-
SUB-TOTAL MATERIALS & SUPPLIES							-	-	(1,400)	(1,400)	-	(819)
TOTAL EXPENDITURES							-	-	(251,978)	(251,978)	(30,117)	(310,476)

*\*The Neighborhood Services Division became the Neighborhood Services Department beginning in FY 2024*



**VILLAGE OF OAK PARK  
FISCAL YEAR 2025 BUDGET**

**GENERAL FUND - NEIGHBORHOOD SERVICES GRANTS ADMINISTRATION**

<u>Fund</u>	<u>Dept</u>	<u>Program</u>	<u>Account</u>	<u>Description</u>	<u>Department</u>	<u>Description</u>	<u>2022 Actual</u>	<u>2023 Actual</u>	<u>Original 2024 Budget</u>	<u>Amended 2024 Budget</u>	<u>Year End Estimate</u>	<u>2025 Requested Budget</u>
1001	46215	101	510501	General Fund	Neighborhood Services	Regular Salaries	-	-	(151,221)	(151,221)	(129,000)	(273,350)
1001	46215	101	510503	General Fund	Neighborhood Services	Overtime	-	-	-	-	-	-
1001	46215	101	510999	General Fund	Neighborhood Services	Grant Admin. - Salaries	-	-	151,221	151,221	129,000	-
SUB-TOTAL PERSONNEL SERVICES							-	-	-	-	-	(273,350)
1001	46215	101	510519	General Fund	Neighborhood Services	Vacation Time Payout	-	-	-	-	-	-
1001	46215	101	520515	General Fund	Neighborhood Services	Health Insurance Opt Out	-	-	-	-	-	-
1001	46215	101	520520	General Fund	Neighborhood Services	Life Insurance Expense	-	-	(186)	(186)	(161)	(326)
1001	46215	101	520521	General Fund	Neighborhood Services	Health Insurance Expense	-	-	(21,419)	(21,419)	(19,072)	(61,442)
1001	46215	101	520522	General Fund	Neighborhood Services	Social Security Expense	-	-	(9,376)	(9,376)	(8,489)	(16,948)
1001	46215	101	520523	General Fund	Neighborhood Services	Medicare Expense	-	-	(2,193)	(2,193)	(1,985)	(3,964)
1001	46215	101	520527	General Fund	Neighborhood Services	IMRF Contributions	-	-	(4,779)	(4,779)	(3,901)	(9,540)
1001	46215	101	520999	General Fund	Neighborhood Services	Grant Admin. - Benefits	-	-	37,953	37,953	21,693	-
SUB-TOTAL FRINGE BENEFITS							-	-	-	-	(11,915)	(92,220)
1001	46215	101	530650	General Fund	Neighborhood Services	Conferences Training	-	-	-	-	-	(20,000)
1001	46215	101	530668	General Fund	Neighborhood Services	External Support	-	-	-	-	-	(600,000)
SUB-TOTAL CONTRACTUAL SERVICES							-	-	-	-	-	(620,000)
1001	46215	101	550601	General Fund	Neighborhood Services	Printing	-	-	-	-	(1,000)	(3,000)
1001	46215	101	550602	General Fund	Neighborhood Services	Membership Dues	-	-	-	-	-	-
1001	46215	101	560620	General Fund	Neighborhood Services	Office Supplies	-	-	-	-	-	-
1001	46215	101	560625	General Fund	Neighborhood Services	Clothing	-	-	-	-	(2,500)	(5,000)
1001	46215	101	560631	General Fund	Neighborhood Services	Operational Supplies	-	-	-	-	(8,500)	(27,000)
SUB-TOTAL MATERIALS & SUPPLIES							-	-	-	-	(12,000)	(35,000)
TOTAL EXPENDITURES							-	-	-	-	(23,915)	(1,020,570)

*\*The Neighborhood Services Division became the Neighborhood Services Department beginning in FY 2024*

## POLICE DEPARTMENT

---

*The Police Department's mission is to provide high-quality police services that are accessible to the public while maintaining peace, order and safety through excellence in law enforcement and community service.*

### EXECUTIVE OVERVIEW

#### DEPARTMENTAL SUMMARY

The Oak Park Police Department is a full-service law enforcement agency that serves and protects the citizens and visitors of the Village of Oak Park by treating people fairly, with dignity and respect. The Police Department implemented the six pillars from the President's taskforce report on 21<sup>st</sup> Century Policing and adopted the NAACP's Ten shared Principles to ensure the Department is exemplifying police excellence. With a holistic approach, the Police Department operationalizes the proactive strategies of the Community Policing model. These strategies include citizen involvement, problem-solving and crime prevention to promote a desirable quality of life.

The Police Department consists of sworn police officers and civilian personnel assigned to three divisions:

##### Field Services Bureau

The Field Services Bureau is comprised of the Patrol Division, Community Service Officers and the Field Training Program. Collectively, this Bureau is responsible for performing a variety of duties related to the protection of life and property, enforcement of criminal and traffic laws, crime prevention, preliminary investigations, collection and preservation of evidence, preservation of public peace, and the apprehension of violators of the law.

##### Support Services Bureau

The Support Services Bureau is composed of Investigations, the Community Policing Unit, the Criminal Intelligence Unit, the Drug Enforcement Administration (DEA) and Regional Computer Forensic Laboratory (RCFL) assignments. This Bureau conducts follow-up investigations of criminal incidents, quality of life concerns, proactively engages with the public, maintains police reports, court services, inputs and analyzes data, identifies crime trends and collaborates with federal and local partners to apprehend individuals involved in criminal activities.

##### Administrative Services

Administrative Services manages Professional Standards, Evidence and Property, Training, Research and Planning. Administrative Services primary responsibilities include managing the budget, officer wellness and accountability, internal affairs, property preservation and inventory, background investigations, recruitment, department training and current trends in policing.

## **2025 WORK PLAN**

### **Key Initiatives or Projects in Support of Board Goals**

#### **COMMUNITY HEALTH & SAFETY**

- **Priority 1: Reduce Crime**
  - a. Implement an alternative calls-for-service response.
    - ii. Establish a Telephone Report Unit as recommended in the BerryDunn study to allow citizens the option to file miscellaneous incidents via telephone.
    - iii. Implement staff's recommendations on a pilot alternative response to calls for service model based on the Village Manager's Task Force and evaluate the results.
  - d. Start a Citizen Police Academy to educate the community on police procedures, promote community partnership with law enforcement and potentially establish a volunteer program with the graduates.
  - e. Develop and implement a strategy for data-informed policing to prevent and reduce crime and allocate resources effectively.
- **Priority 3: Implement BerryDunn Report Recommendations**
  - a. Update and evaluate all policies to ensure the Department is operating constitutionally based on vetted best practices to guard against the potential for any predatory policies.
  - d. Partner with West Suburban Consolidated Dispatch and participating jurisdictions (River Forest and Forest Park) to secure and begin implementation of a new CAD/RMS system to meet new data collection goals.
  - e. Work with the DEI Office to create specific protocols in the proposed five-year department strategic plan for advancing diversity, equity and inclusion in the Police Department.
  - f. Develop a communication and engagement strategy to strengthen the Police Department's connection with the community.
- **Priority 4: Provide for the Safe Use and Enjoyment of Private and Public Property**
  - a. Evaluate the pilot towing initiative for Southeast Oak Park
  - b. Explore a formal agreement with funeral directors to establish routes in Oak Park and explore potential community outreach/traffic alerts and notifications.
- **Priority 5: Provide for Safe Mobility**
  - c. Update the Village's traffic enforcement strategy.

## Department Baseline Service Levels and Goals

Police Department 1001.42400.101
----------------------------------

### ***Current Service Levels:***

#### Fields Services

- Respond to all calls for service and appropriately restore peace/maintain order.
- Provide services to vulnerable populations with compassion.
- Strategically conduct traffic enforcement.
- Build trust and legitimacy through community engagement.

#### Support Services

- Identify crime trends and strategically address acute crimes to prevent chronic crimes.
- Educate the public on crime prevention tips.
- Partner with stakeholders including, but not limited to local community organizations, schools, businesses, and residents to address the root causes of crime and improve neighborhood well-being.
- Provide crime victims and their families closure through the apprehension and prosecution of offenders.

#### Administrative Services

- Ensure officers are current on state-mandated training.
- Continue to provide officers with ongoing training on de-escalation techniques, cultural sensitivity, and bias-free policing to ensure safe and respectful interactions with community members.
- Identify grant opportunities to support the Police Department's mission.
- Partnering with Community engagement is an effective crime reduction strategy.

### ***Department Goals:***

- Collaborate with the Communications and Human Resources departments to develop a recruitment campaign to attract a diverse, highly qualified pool of police applicants.
- Promote career development through training and inclusive policy implementation to ensure the continuity of operations.
- Identify technology to improve efficiency in police services.

## 2024 ACCOMPLISHMENTS

### Key Initiatives or Projects in Support of Board Goals

#### COMMUNITY HEALTH & SAFETY

- **Priority 1: Reduce Crime**
  - a. Implement an alternative calls-for-service response.
    - i. Activate the “Police to Citizen” RMS Portal as recommended in the BerryDunn study to allow citizens to self-report miscellaneous incidents online.
- **Priority 3: Implement BerryDunn Report Recommendations**
  - b. Create a three-year strategic plan that prioritizes and implements BerryDunn’s 42 recommendations.
  - c. Develop recruitment strategies to attract a diverse pool of qualified candidates and provide the highest quality training and support staff personally and professionally to maintain the highest level of service to the Village of Oak Park.

#### Department Baseline Service Levels and Goals

- Transitioned officers to a 12-hour shift schedule, minimizing officer overtime. ILETSB awarded a \$311,000 grant to reimburse the Village for body-worn and in-car cameras purchased in 2023.
- Introduced the first lateral police officer hiring program.
- In partnership with West Suburban Consolidated Dispatch, the Department acquired new digital radios that have improved officer communication and safety.
- An in-house training program provided our officers with the required Illinois-mandated training. Having in-house trainers is more cost-effective and convenient, allows for Department customization, and boosts morale.
- Recycled/donated old Taser equipment for other police departments to utilize instead of going to the landfill.
- Donated bicycles to the Migrant Settlement Task Force.

*(The remainder of this page has been intentionally left blank.)*

## Police

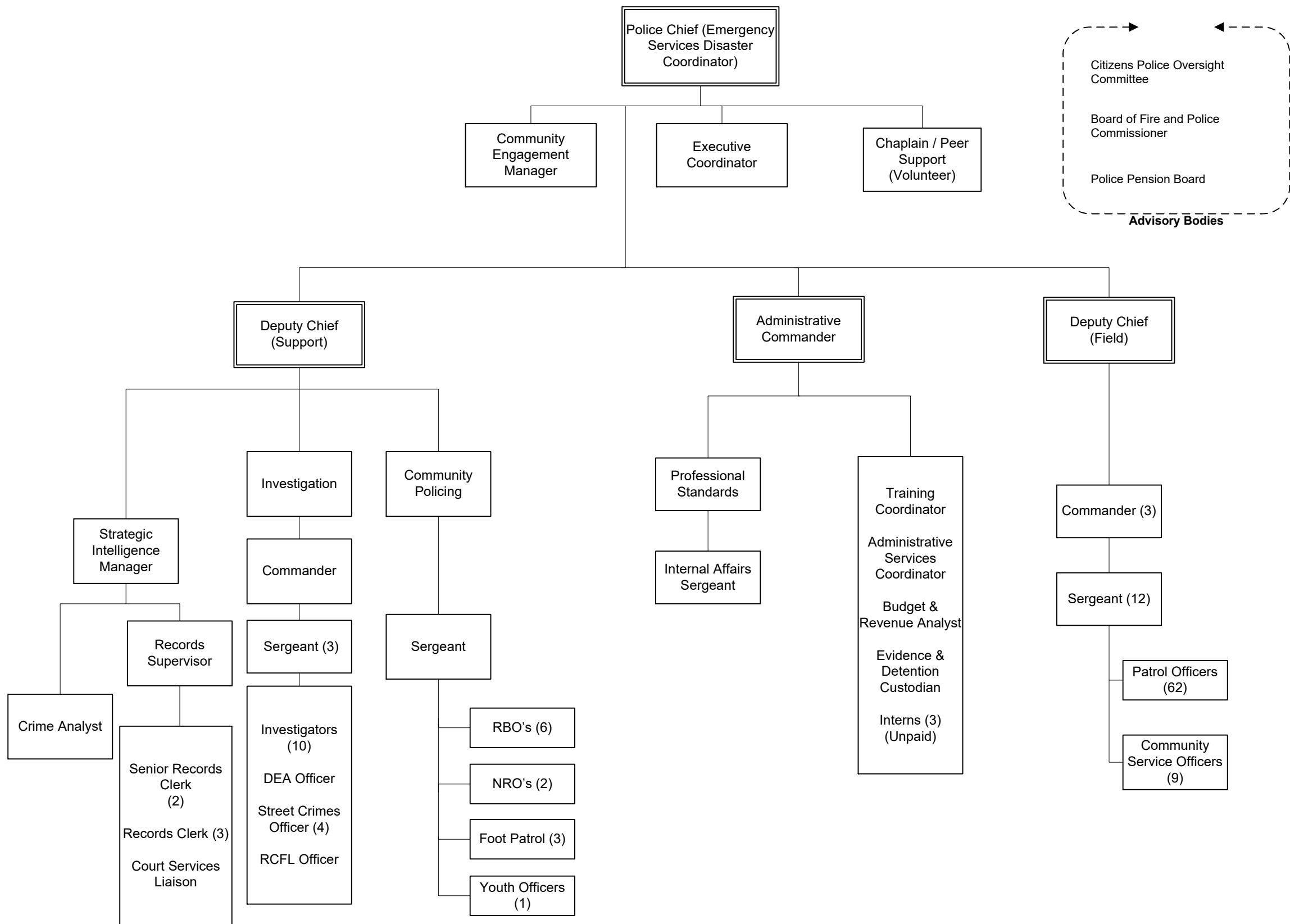
## Monthly Measures

Category	2024						2023					
	Jan	Feb	Mar	Apr	May	Jun	Jan	Feb	Mar	Apr	May	Jun
Aggravated assault/battery	29	31	53	56	39	38	35	51	50	39	50	54
Arson	1	0	1	0	1	0	1	0	0	2	1	0
Average response time	5.63	6.74	7.49	8.47	8.28	10.94	5.02	5.29	6.47	6.52	6.70	7.89
Burglary	21	30	46	37	38	51	8	13	9	12	12	26
Calls For Service	3,429	3,454	3,254	3,354	3,645	3,510	3,728	3,378	3,510	3,979	4,007	3,751
Cases cleared	607	652	600	660	657	609	733	545	719	677	779	653
Community policing citizen contacts	1317	2172	1792	1797	**	**	658	629	345	512	937	778
Community policing outreach events	7	13	20	15	**	**	253	208	141	37	66	70
Community policing email subscribers	3,246	3,252	3,311	3,332	2873*	2,810	3,053	3,070	3,112	3,119	3,137	3,128
Rape	0	5	2	2	0	1	2	1	1	3	2	2
Homicide	0	0	0	0	0	0	1	0	0	0	0	0
Motor vehicle theft	21	15	16	11	13	20	29	25	38	38	25	24
Robbery	5	5	1	4	6	5	2	2	5	3	10	1
Theft	75	77	66	90	107	102	78	57	71	80	94	82
Police Facebook & Twitter followers	11304	11407	11510	11566	11620	11645	10,160	10,237	10,292	10,400	10,481	10,745
Instagram	1,615	1,624	1,659	1,673	1,682	1,709	1385	1404	1434	1455	1485	1508

\* Community Policing switched to a different platform and lost subscribers after inactive accounts were purged.

\*\*Community Policing moved to Field Services

*(The remainder of this page has been intentionally left blank.)*



**VILLAGE OF OAK PARK  
FISCAL YEAR 2025 BUDGET  
GENERAL FUND - POLICE**

<u>Fund</u>	<u>Dept</u>	<u>Program</u>	<u>Account</u>	<u>Description</u>	<u>Department</u>	<u>Description</u>	<b>2022</b>	<b>2023</b>	<b>Original</b>	<b>Amended</b>	<b>Year</b>	<b>2025</b>
							<u>Actual</u>	<u>Actual</u>	<u>2024</u>	<u>2024</u>	<u>End</u>	<u>Requested</u>
									<u>Budget</u>	<u>Budget</u>	<u>Estimate</u>	<u>Budget</u>
1001	42400	101	510501	General Fund	POLICE	Regular Salaries	(453,916)	(389,704)	(678,122)	(678,122)	(470,408)	(832,734)
1001	42400	412	510501	General Fund	POLICE	Regular Salaries	(8,492,574)	(8,223,503)	(9,202,746)	(9,202,746)	(8,460,284)	(9,718,971)
1001	42400	421	510501	General Fund	POLICE	Regular Salaries	(3,928,685)	(3,751,678)	(4,733,267)	(4,733,267)	(3,449,748)	(4,904,795)
1001	42400	101	510503	General Fund	POLICE	Overtime	(538)	(51)	(10,300)	(10,300)	-	(1,000)
1001	42400	412	510503	General Fund	POLICE	Overtime	(225,799)	(376,985)	(538,690)	(538,690)	(371,969)	(450,000)
1001	42400	421	510503	General Fund	POLICE	Overtime	(172,261)	(168,442)	(206,464)	(206,464)	(154,558)	(175,000)
1001	42400	101	510508	General Fund	POLICE	CTA Patrol Pay	-	-	-	-	-	-
1001	42400	412	510508	General Fund	POLICE	CTA Patrol Pay	(164,757)	(140,846)	(165,000)	(165,000)	(61,883)	(75,000)
1001	42400	421	510508	General Fund	POLICE	CTA Patrol Pay	(62,097)	(27,458)	(45,000)	(45,000)	(15,688)	(25,000)
1001	42400	101	510514	General Fund	POLICE	Court Time	-	-	-	-	-	-
1001	42400	412	510514	General Fund	POLICE	Court Time	(46,389)	(41,475)	(50,000)	(50,000)	(70,878)	(75,000)
1001	42400	421	510514	General Fund	POLICE	Court Time	(8,606)	(7,052)	(10,000)	(10,000)	(12,566)	(25,000)
1001	42400	101	510515	General Fund	POLICE	Comp Time	-	-	-	-	-	-
1001	42400	412	510515	General Fund	POLICE	Comp Time	(21,438)	(47,207)	-	-	(42,562)	(40,000)
1001	42400	421	510515	General Fund	POLICE	Comp Time	(1,449)	(1,722)	-	-	(2,176)	(10,000)
SUB-TOTAL PERSONNEL SERVICES							(13,578,509)	(13,176,123)	(15,639,589)	(15,639,589)	(13,112,720)	(16,332,500)
1001	42400	101	510509	General Fund	POLICE	Comp Time Payout	-	-	-	-	-	-
1001	42400	412	510509	General Fund	POLICE	Comp Time Payout	(72,911)	(87,179)	(100,000)	(100,000)	(6,981)	(10,000)
1001	42400	421	510509	General Fund	POLICE	Comp Time Payout	(27,705)	(38,281)	(50,000)	(50,000)	(12,756)	(15,000)
1001	42400	101	510510	General Fund	POLICE	Sick Time Payout	-	-	-	-	-	-
1001	42400	412	510510	General Fund	POLICE	Sick Time Payout	(18,230)	(13,867)	(52,000)	(52,000)	(19,440)	(20,000)
1001	42400	421	510510	General Fund	POLICE	Sick Time Payout	(20,514)	(18,759)	(32,000)	(32,000)	(17,317)	(15,000)
1001	42400	101	510519	General Fund	POLICE	Vacation Time Payout	(40,865)	-	-	-	-	-
1001	42400	412	510519	General Fund	POLICE	Vacation Time Payout	(23,760)	(47,378)	(35,000)	(35,000)	(72,675)	(50,000)
1001	42400	421	510519	General Fund	POLICE	Vacation Time Payout	-	(19,814)	(35,000)	(35,000)	(21,984)	(20,000)
1001	42400	101	520515	General Fund	POLICE	Health Insurance Opt Out	-	-	-	-	-	-
1001	42400	412	520515	General Fund	POLICE	Health Insurance Opt Out	(1,407)	(500)	-	-	-	-
1001	42400	421	520515	General Fund	POLICE	Health Insurance Opt Out	93	(100)	-	-	-	-
1001	42400	101	520520	General Fund	POLICE	Life Insurance Expense	(366)	(302)	(455)	(455)	(333)	(558)
1001	42400	412	520520	General Fund	POLICE	Life Insurance Expense	(7,462)	(6,792)	(8,835)	(8,835)	(6,499)	(7,998)
1001	42400	421	520520	General Fund	POLICE	Life Insurance Expense	(3,687)	(3,395)	(4,371)	(4,371)	(2,891)	(4,185)
1001	42400	101	520521	General Fund	POLICE	Health Insurance Expense	(61,679)	(59,817)	(91,332)	(91,332)	(68,247)	(112,265)
1001	42400	412	520521	General Fund	POLICE	Health Insurance Expense	(1,175,180)	(1,271,792)	(2,005,324)	(2,005,324)	(1,268,175)	(1,728,733)
1001	42400	421	520521	General Fund	POLICE	Health Insurance Expense	(633,664)	(722,525)	(1,031,978)	(1,031,978)	(638,914)	(872,969)
1001	42400	101	520522	General Fund	POLICE	Social Security Expense	(7,405)	(5,560)	(10,407)	(10,407)	(6,913)	(11,075)
1001	42400	412	520522	General Fund	POLICE	Social Security Expense	(37,415)	(35,167)	(41,547)	(41,547)	(42,728)	(27,749)



**VILLAGE OF OAK PARK**  
**FISCAL YEAR 2025 BUDGET**  
**GENERAL FUND - POLICE**

<u>Fund</u>	<u>Dept</u>	<u>Program</u>	<u>Account</u>	<u>Description</u>	<u>Department</u>	<u>Description</u>	<u>2022</u> <u>Actual</u>	<u>2023</u> <u>Actual</u>	<u>Original</u> <u>2024</u> <u>Budget</u>	<u>Amended</u> <u>2024</u> <u>Budget</u>	<u>Year</u> <u>End</u> <u>Estimate</u>	<u>2025</u> <u>Requested</u> <u>Budget</u>
1001	42400	421	520522	General Fund	POLICE	Social Security Expense	(34,347)	(33,404)	(36,114)	(36,114)	(35,794)	(36,352)
1001	42400	101	520523	General Fund	POLICE	Medicare Expense	(6,750)	(5,244)	(7,593)	(7,593)	(6,544)	(9,763)
1001	42400	412	520523	General Fund	POLICE	Medicare Expense	(126,331)	(124,413)	(141,251)	(141,251)	(124,587)	(140,926)
1001	42400	421	520523	General Fund	POLICE	Medicare Expense	(56,332)	(53,626)	(70,140)	(70,140)	(48,949)	(71,087)
1001	42400	101	520524	General Fund	POLICE	Police Pension Contributions	(7,205,750)	(6,761,567)	(7,344,715)	(7,344,715)	(7,344,715)	(7,639,547)
1001	42400	101	520527	General Fund	POLICE	IMRF Contributions	(6,887)	(2,675)	(5,304)	(5,304)	(3,242)	(6,233)
1001	42400	412	520527	General Fund	POLICE	IMRF Contributions	(33,659)	(15,135)	(21,176)	(21,176)	(17,770)	(15,620)
1001	42400	421	520527	General Fund	POLICE	IMRF Contributions	(32,087)	(14,851)	(18,407)	(18,407)	(16,575)	(23,259)
1001	42400	101	520532	General Fund	POLICE	SLEP Contributions	(677)	-	-	-	-	-
1001	42400	101	520537	General Fund	POLICE	HAS Employer Expense	-	(225)	-	-	-	-
1001	42400	101	560651	General Fund	POLICE	Employee Awards Recognition	-	-	-	-	-	-
SUB-TOTAL FRINGE BENEFITS							(9,634,974)	(9,342,368)	(11,142,949)	(11,142,949)	(9,784,029)	(10,838,319)
1001	42400	101	530642	General Fund	POLICE	Background Check	(1,260)	(50,691)	(50,691)	(79,600)	(80,000)	(80,000)
1001	42400	101	530650	General Fund	POLICE	Conferences Training	(121,683)	(90,090)	(157,850)	(117,850)	(92,936)	(157,850)
1001	42400	101	530657	General Fund	POLICE	Legal Fees	(1,143)	(2,490)	(3,000)	(3,000)	(3,000)	(3,000)
1001	42400	101	530660	General Fund	POLICE	General Contractuals	(422,182)	(213,824)	(265,450)	(255,850)	(249,230)	(267,650)
1001	42400	101	530667	General Fund	POLICE	External Support	(232,873)	(210,511)	(262,638)	(262,638)	(258,432)	(108,920)
1001	42400	101	530681	General Fund	POLICE	WSCDC Contract	(838,571)	(872,367)	(871,000)	(871,000)	(871,000)	(864,802)
1001	42400	101	530695	General Fund	POLICE	Alternative Response Pilot Program	-	-	-	-	-	-
1001	42400	101	540659	General Fund	POLICE	Lease Payments	(10,800)	(12,862)	(11,640)	(11,640)	(14,485)	(13,000)
1001	42400	101	540690	General Fund	POLICE	Telecommunication Charges	-	(770)	(2,500)	(2,500)	(1,000)	(2,500)
1001	42400	101	540699	General Fund	POLICE	Hardware Maintenance	(1,700)	(761)	(2,000)	(2,000)	(1,500)	(3,200)
1001	42400	101	550694	General Fund	POLICE	Contractual Disposal Costs	-	-	-	-	-	-
1001	42400	101	550697	General Fund	POLICE	Contractual Towing & Plowing	(11,311)	(10,323)	(8,000)	(8,000)	(6,000)	(8,000)
SUB-TOTAL CONTRACTUAL SERVICES							(1,641,523)	(1,464,689)	(1,634,769)	(1,614,078)	(1,577,583)	(1,508,922)
1001	42400	101	550601	General Fund	POLICE	Printing	(2,810)	(2,400)	(3,000)	(3,000)	(3,000)	(3,000)
1001	42400	101	550602	General Fund	POLICE	Membership Dues	(4,222)	(2,646)	(5,480)	(5,480)	(4,030)	(4,875)
1001	42400	101	550603	General Fund	POLICE	Postage	(3,358)	(1,784)	(3,000)	(3,000)	(1,500)	(2,500)
1001	42400	101	550605	General Fund	POLICE	Travel & Mileage Reimbursement	(1,263)	(250)	(500)	(500)	(500)	(500)
1001	42400	101	550606	General Fund	POLICE	Books & Subscriptions	-	-	-	-	-	-
1001	42400	101	550652	General Fund	POLICE	Legal Postings and Doc. Fees	-	-	-	-	-	-
1001	42400	101	550656	General Fund	POLICE	Miscellaneous Expense	(689)	(115)	(900)	(900)	(900)	(900)
1001	42400	101	550663	General Fund	POLICE	Software License Updates	(670)	(702)	(750)	(750)	(732)	(1,350)
1001	42400	101	550673	General Fund	POLICE	Repairs	(60)	-	(2,500)	(2,500)	(2,500)	(2,500)
1001	42400	101	550689	General Fund	POLICE	Operational Maintenance Support	-	(3,386)	(7,000)	(7,000)	(6,385)	(10,000)

VILLAGE OF OAK PARK  
FISCAL YEAR 2025 BUDGET  
GENERAL FUND - POLICE

<u>Fund</u>	<u>Dept</u>	<u>Program</u>	<u>Account</u>	<u>Description</u>	<u>Department</u>	<u>Description</u>	<u>2022 Actual</u>	<u>2023 Actual</u>	<u>Original 2024 Budget</u>	<u>Amended 2024 Budget</u>	<u>Year End Estimate</u>	<u>2025 Requested Budget</u>
1001	42400	101	560616	General Fund	POLICE	Toner Cartridges	(3,553)	(4,491)	(4,500)	(4,500)	(4,796)	(5,000)
1001	42400	101	560620	General Fund	POLICE	Office Supplies	(6,364)	(6,929)	(6,500)	(6,500)	(6,500)	(6,500)
1001	42400	101	560625	General Fund	POLICE	Clothing	(14,832)	(17,866)	(23,000)	(23,000)	(18,000)	(23,000)
1001	42400	412	560625	General Fund	POLICE	Clothing	(73,380)	(87,445)	(87,500)	(87,500)	(81,600)	(93,400)
1001	42400	421	560625	General Fund	POLICE	Clothing	(22,523)	(30,540)	(30,000)	(30,000)	(27,000)	(45,000)
1001	42400	101	560628	General Fund	POLICE	Lab Supplies	(4,375)	(4,324)	(5,000)	(5,000)	(5,000)	(5,000)
1001	42400	101	560631	General Fund	POLICE	Operational Supplies	(54,788)	(49,904)	(58,800)	(58,800)	(58,800)	(49,800)
1001	42400	101	560638	General Fund	POLICE	Special Events	(8,331)	(5,139)	(14,500)	(14,500)	(3,523)	(14,500)
1001	42400	101	560642	General Fund	POLICE	Basketball Camp Expenses	(2,052)	(3,349)	(4,000)	(4,000)	-	(4,000)
1001	42400	101	560651	General Fund	POLICE	Employees Awards Recognition	(41)	(653)	(5,000)	(5,000)	(2,000)	(5,000)
1001	42400	101	560655	General Fund	POLICE	Reimbursements	(274)	-	(400)	(400)	(400)	(400)
1001	42400	101	560670	General Fund	POLICE	Equipment Rental			-	-		
SUB-TOTAL MATERIALS & SUPPLIES							(203,585)	(221,923)	(262,330)	(262,330)	(227,166)	(277,225)
1001	42400	101	570710	General Fund	POLICE	Equipment	(3,480)	(67,313)	(52,900)	(52,900)	(46,900)	(52,900)
1001	42400	101	570711	General Fund	POLICE	Software	-	-	(18,200)	(23,400)	(12,655)	(7,200)
1001	42400	101	570720	General Fund	POLICE	Computer Equipment	(4,243)	(1,174)	(7,300)	(7,300)	(7,369)	(4,550)
1001	42400	101	570725	General Fund	POLICE	Office Equipment	(330)	(764)	(7,000)	(7,000)	(7,000)	(7,000)
SUB-TOTAL CAPITAL OUTLAY							(8,054)	(69,251)	(85,400)	(90,600)	(73,924)	(71,650)
TOTAL EXPENDITURES							(25,066,645)	(24,274,354)	(28,765,037)	(28,749,546)	(24,775,422)	(29,028,616)

## **PUBLIC HEALTH DEPARTMENT**

---

*To provide services to prepare for and respond to community health needs; prevent injuries, communicable and chronic diseases; to create equitable systems that promote health for the community; and protect the residents and employees in the Village through public health services and education.*

### **EXECUTIVE OVERVIEW**

#### **DEPARTMENT OVERVIEW**

As a delegate agency for the state of Illinois, a certified health department must maintain qualified staff to carry out public health programming and must complete a community health needs assessment and strategic plan (IPLAN) every five years. The IPLAN for 2022-2026 was completed in 2022. In 2023, an implementation roadmap was completed for the most current IPLAN, with activities and metrics for the department, as well as the local health system at large. Elements from this roadmap appropriate for the scope of the department are included in its 2023-2026 strategic plan.

The Public Health Department has identified four priority areas over the next four years which are:

1. Invest in building our core infrastructure;
2. Protect the community from environmental hazards and injury;
3. Promote community health and prevent preventable diseases; and
4. Build public/private partnerships to increase access to care.

Our vision is to be a trusted source for public health information and services for those who live, work, and play in our community; this will be achieved through the successful completion of the above priorities.

*(The remainder of this page has been intentionally left blank.)*

## 2025 WORK PLAN

### Key Initiatives or Projects in Support of Board Goals

#### COMMUNITY HEALTH & SAFETY

- **Priority 1: Reduce Crime**

- b.ii** Increase public awareness of gun violence as a public health issue.
  - b.iii.** Explore with D97 and D200 the Safe2Help program designed to help students, staff and parents report concerning behavior with the goal of sharing information that might help prevent suicide, bullying, school violence or other threats to school safety.
  - b.iv.** Increase the reach of the Opioid Overdose Prevention Project by expanding education to reduce opioid use in our community.
- c.** Create and implement regular educational campaigns for Safe Gun Storage and Back School/Bike to School safety.

#### Department Baseline Service Levels and Goals

Public Health 1001.44550.101
------------------------------

#### Administration

##### ***Current Service Levels***

- Provides strategic direction to the Department's five divisions: Administration, Clinical/Nursing, Emergency Preparedness, Environmental Health/Animal Control, and Health Education.
- Supervises the day to day operations of the Environmental Services Division (temporarily managed a Environmental Services Supervisor with ARPA funding).
- Supervises the Community Health Advisor (temporarily managed by a Health Education Manager with ARPA funding).
- Supervises the Grants Coordinator that assists each divisions with the reporting and tracking of the many health grants awarded to the department (temporarily managed by a Health Education Manager with ARPA funding).
- Supervises the Farmers Market Manager including the operations and oversight of the Oak Park Farmers Market (temporarily managed by Health Education Manager with ARPA funding)
- Liaison to the Board of Health.

##### ***Department Goals***

- Evaluate the temporary ARPA funded positions and make recommendations for the FY 26 budget to finalize the organizational chart and confirm the mission and recommended service levels of the Department over the next several years.
- Review the inaugural 2024 Community Health survey data and formalize a system to incorporate this data into future needs assessment and programming.
- Begin the process for creating the next IPLAN, which is required of state-certified local health departments every five years by the Illinois Department of Public Health.

- Asses the expansion of the Farmers Market Manager’s role including new opportunities and programming during the off-season. The Farmers Market Manager became full-time in 2023.

### **Environmental Health Division**

#### ***Current Service Levels***

- In accordance with the ARPA grant for the Health Department, the Division Supervisor manages the environmental health division for the Public Health Director.
- As required by the Local Health Protection Grant Rules, conduct approximately 300 food safety inspections at Oak Park’s licensed food establishments and oversee the permitting and inspection of around 40 temporary food vendors.
- Administer pest management on public property and coordinate implementation of animal control ordinances and activities.
- Enforce the ban on flavored tobacco products, aimed at preventing youth from using nicotine and reducing the risk of developing lifelong addiction.
- Provide residents with tick prevention and West Nile Virus (WNV) prevention kits, along with educational resources.
- Conduct lead risk assessments for Oak Park homes with children who have elevated blood lead levels, providing education and mitigation guidelines to property owners.
- Enforce the Single-Use Plastic and Polystyrene Ordinance, in collaboration with the Office of Sustainability & Resilience.

#### ***Department Goals***

- Collaborate with CityView to create electronic forms for Rodent Control and Temporary Food Permits, ensuring they are easily accessible to residents. This will streamline the process, making it easier for individuals to complete and submit forms in a timely manner
- Continue its agreement with a third-party Illinois-licensed pest control company to provide ongoing rat control and surveillance services, and increase the number of bait stations available to residents to enhance rat control efforts
- Evaluate the effectiveness of the current pest management program
- Fill the vacant Licensed Environmental Health Practitioner position, which will be responsible for managing the food program and enforcing state and local ordinances

### **Nursing & Clinical Division**

#### ***Current Service Levels***

- Perform communicable disease response and reporting in accordance with the State of Illinois Public Health Act.
- Provide case management for Oak Park children with elevated lead levels.
- Provide connection to care for people diagnosed with HIV.
- Implements vaccines for children program.
- Coordinate with local health providers to create referral services for residents in need.
- Attend monthly meetings to educate local daycares, schools, and health providers on communicable and infectious diseases.
- Provide updates on the latest trends in communicable disease.
- Host seasonal flu clinics for Village staff.

### ***Department Goals***

- Conduct education and training on communicable diseases as well as how to properly use needed medical equipment to long-term care facility staff
- Continue offer community training for Narcan, Stop the Bleed and bloodborne pathogens.
- Conduct contact tracing for STI's to help reduce community spread
- Nursing and clinical staff will work with Township Senior services to provide health education/nutrition programming for chronic disease.
- Explore Medicaid/Medicare billing in order to provide more services to those in need.

### **Health Education Division**

#### ***Current Service Levels***

- In accordance with the ARPA grant for the Health Department, the Division Manager provides administrative and operational support as needed to the Public Health Director which includes oversight of the Farmers Market operations.
- Develop programming, policy and health promotion activities for injury prevention and harm reduction response.
- Monitor progress of current community needs assessment, known as the IPLAN.
- Create and disseminate health education messaging in print and on-line Enforce the Smoke Free Illinois Act among businesses in the community.
- Work with local property owners and managers to create smoke-free environments in multi-unit housing buildings.

### ***Department Goals***

- Coordinate and oversee the IPLAN process which is a two-year community engagement activity as mentioned under Administration.
- Explore with the Farmers' Market Manager opportunities to increase the nutrition and sustainability outreach and programming at the Farmers' Market and during the off-season with community partners.
- Provide a public health lens to pedestrian safety planning by participating in the Vision Zero plan
- In alignment with an adopted Vision Zero Plan develop health education and awareness campaigns for pedestrians, cyclists and drivers.
- Coordinate and plan the activities of the new fellow from the Center for Disease Control's Public Health Associate Program.
- Implement a campaign for safe firearm storage and prevention in collaboration with local schools, both public and private, and the Community Mental Health Board.
- Expand harm reduction work in the area of opioid overdose prevention. Assess the locations and number of Narcan distribution boxes and onboard new community trainers.
- Partner with other taxing bodies, including the Community Mental Health Board and Oak Park Public Library, to create messaging, awareness and community engagement on the topic of suicide prevention and amplify the mental health resources available to Oak Park community members.
- Increase readership for the Health Department's monthly e-newsletter, the Health Beat and Health Department Facebook page.
- In collaboration with the Nursing team, work with Township Senior Services to provide health education/nutrition programming for chronic diseases to older adults in the community through lunch 'n learn programming and other community engagement activities.

## **Emergency Preparedness Division**

### ***Current Service Levels***

- Maintaining updated list of emergency preparedness assets and supplies procured with CDC grant funds.
- Conduct quarterly emergency notification drills with staff assigned to positions during Village Emergency Operations Center and Points of Dispensing operations.
- Participate in monthly Starcom Radio and Illinois Public Health Mutual Aid System request drills with regional health department and healthcare coalition partners.
- Complete annual Hazard Vulnerability Assessment.
- Conduct Point of Dispensing activation, set-up, and throughput drills.
- Support the coordinated response to disasters and all-hazards emergencies within the Village of Oak Park.
- Participate in outreach and educational activities to promote emergency preparedness during events such as the Annual Health Fair, Day in Our Village, and other public events.

### ***Department Goals***

- In collaboration with Region 8 Healthcare Coalition and Oak Park Healthcare facilities, review and update Chempack Plan, for distribution of chemical countermeasures in response to an incident involving the release of a chemical agent.
- Review and update Oak Park Mass Prophylaxis Dispensing Plan, including the identification of sites to serve as points of dispensing and updating agreements.
- Along with the Communications Department, assess current emergency notification system for functionality and accessibility in regards to populations with access and functional needs, and other vulnerable populations.
- Update and maintain Village Hall Emergency Plans and Procedures such as Tornado Sheltering Procedure and evacuation in the event of fires. Also ensure safety equipment and supplies such as AED's, First Aid Kits, and Stop the Bleed Kits are kept current.
- Continue to track status of NIMS training for Village staff with defined roles during emergency response activities, and identify opportunities for staff training related to emergency preparedness
- Review and update Village Emergency Operations Plan and Annexes.
- Develop and implement Multi-Year Training and Exercise Plan.
- Re-establish Medical Reserve Corps Volunteer Roster and ensure all rostered volunteers complete a criminal background check and receive appropriate training for the various missions of the MRC. Those missions include: Cooling and Warming Shelters, Vaccination Clinics, Mass Prophylaxis Dispensing, Family Assistance/Reunification Centers, Special Events.

## 2024 ACCOMPLISHMENTS

### Key Projects in Support of Board Goals

#### COMMUNITY HEALTH & SAFETY

- Launched several awareness campaigns for gun violence prevention through the Village's Facebook, e-news, and OP/FYI newsletter.
- Created a new e-newsletter and Facebook page in 2024 for public health education and community engagement campaigns.
- Participated in monthly meetings with the school districts, and created educational materials to raise awareness and promote safe storage strategies.
- Created several "conversation cards" to encourage community members to discuss safe gun storage with neighbors and family members.
- Distributed free gun locks at various community events throughout the year.
- Through its partnership with Police, Community Mental Health Board, the Township and local school districts, the Health Department provided gun safety and storage programming, as well as education on the Village's gun storage ordinance..
- Provided guidance, resources and technical assistance to D97 and D200 officials about the Safe2Help program, which is a State of Illinois program for schools to engage students on issues of gun violence prevention.
- Continued to distribute free Naloxone throughout Oak Park via opioid overdose prevention kits, provided free community training. By the end of 2024, the program had distributed more than 3,500 doses of Naloxone, certified one additional trainer, facilitated 12 community trainings, and created a region-wide campaign with the Northern Illinois Public Health Consortium to raise awareness.
- Participated in the Vision Zero internal planning team to align future educational campaigns with the goals and policies that result from the Vision Zero project.

*(The remainder of this page has been intentionally left blank.)*



## **2024 Department Baseline Service Levels and Goals**

### **Administration**

- Significantly supported the Village's migrant response with regular on-site attendance at the Village's shelter sites at the West Cook YMCA, the Carleton Hotel, and Grace Episcopal Church to serve more than 100 migrants with emergency services support, nursing services, case management for health care, social services and school enrollment, translation services, food safety services and training.
- Assisted the Village Manager's Office with emergency response planning in preparation for the Democratic National Convention in Chicago.
- Began the planning process to initiate an annual community-wide health survey.
- Hired and supervised a short-term fellow to assist the West Cook YMCA with their ARPA application and programming to create a health-equity focused program.
- Applied for and received a fellow from the Center for Disease Control who will support the Health Education Division for a two-year period.

### **Health Education Division**

- Assisted significantly with the Village's migrant crisis response by providing on-site support including educational needs to enroll each child in the appropriate school, assisted with various case management activities and attended weekly town hall style meetings on site to assist in answering questions, and provided translation and interpretation services.
- Increased the number and quality of health communications messaging and engagement activities for our community by including relevant health messages in the weekly e-news bulletins, social media, the Village website and the OP/FYI newsletters, and videos featuring key projects
- Participated in several community coalitions, including the Opioid Overdose Taskforce, the planning committee for the Oak Park River Forest Chamber of Commerce Health and Wellness Fair, and the local homelessness coalition.
- Participated in several community events including health fairs, A Day in Our Village, Early Childhood Collaborative community fairs, Juneteenth, the annual Oak Park Township backpack giveaway, and BarrieFest.
- Under the IPLAN's the "Mental Health and Substance Use" section of the IPLAM, partnered with the Community Mental Health Board and Thrive Counseling Center on a campaign to raise awareness for mental health and crisis response during Suicide Prevention Awareness Month.
- Completed core public health services for Tobacco Free Communities activities and Smoke Free Illinois Act enforcement, along with Childhood Lead Prevention case management and HIV surveillance-based services for the community.

### **Environmental Health Division**

- Assisted the Public Health Director with food planning and food safety training at the migrant shelters.
- Completed nearly 900 food safety inspections across Oak Park's licensed food establishments and inspected approximately 40 temporary food vendors. Division staff also conducted inspections of body art and tanning facilities in compliance with grant requirements.
- Investigated cases of elevated childhood lead levels and assisted in enforcing the Smoke-Free Illinois Act.
- Enforced the flavored tobacco ban, educating operators and successfully removing the prohibited products from shelves.
- Educated restaurant operators on the single-service and polystyrene ban, offering resources to help them purchase approved products.
- Trained a new Animal Control Officer after a long-time vacancy to continue critical services in animal licensing, enforcing Village ordinances related to the care and keeping of animals, and providing appropriate care for animals in the Village.
- Distributed West Nile Virus prevention pamphlets to over 100 properties and conducted educational presentations on West Nile Virus prevention at adult care centers.
- Invested in new software for animal licensing. This software will streamline the tracking of all licensed domestic animals in the Village and support the Animal Control Officer in reuniting lost pets with their owners.
- Implemented changes to enhance effectiveness in the Village's rodent control contract by switching to a bait called Final Blox, which has proven to be more effective than the previous bait.
- Collaborated with the IT Department to enhance the process of sending animal license renewal reminders via email, rather than relying solely on paper mail. This initiative will reduce postage costs and improve efficiency for both residents and the Village.
- Two Environmental Health Specialist successfully obtained their licenses, further enhancing the team's expertise and capacity to address public health issues in the community.

### **Nursing and Clinical**

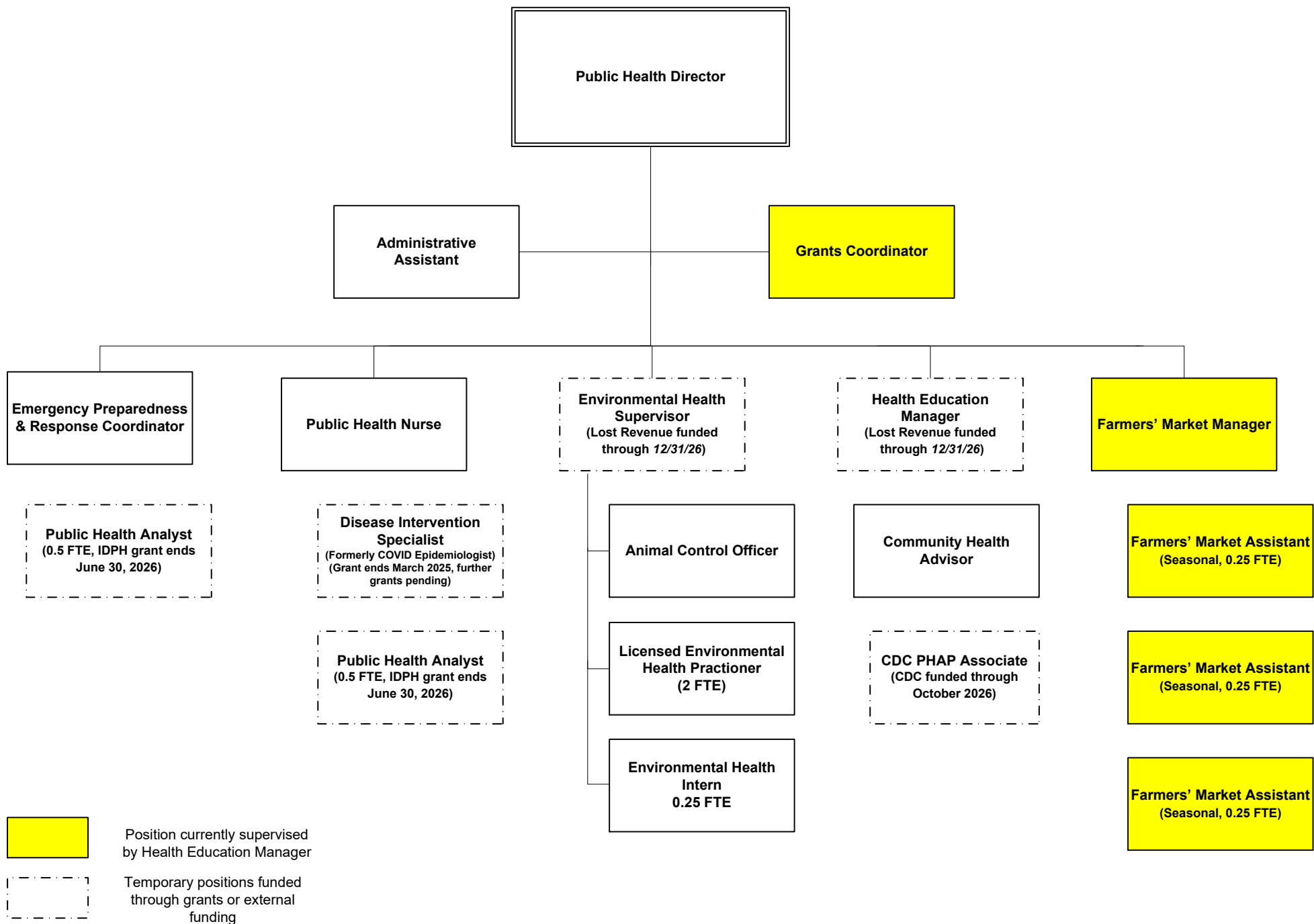
- Assisted with the Village's response to the migrant crisis with onsite medical triage and referrals including working with Cook County Health and Hospitals to address medical needs.
- Provided vaccines for all migrant children attending school in Oak Park, as well as MMR vaccines to all migrants in need during the Measles outbreak in early 2024.
- Responded to communicable disease outbreaks such as foodborne illnesses, COVID-19 outbreaks, chickenpox, measles and mpox.
- Collaborated with local providers, daycares, schools, long term care facilities and hospital staff to provide education and access to care.
- Provided required surveillance services of reportable communicable diseases occurring in any Oak Park resident and sexually transmissible illness positive lab results for any person treated by an Oak Park healthcare provider.
- Provided vaccines for vaccine preventable diseases to school aged children who were un or under insured as well as MMR vaccines for any adults in need.
- Provided surveillance work required by the Illinois Department of Public Health for sexually transmitted infections.
- Began implementation of a new IL Department of Public Health disease surveillance reporting system. The staff nurse is continuing to focus on the communicable disease portion of the reporting while the contracted nurse is focusing on the STI reporting.

- Implemented a new requirement of the IL Department of Public Health to track and report on enteric diseases which were previously handled by the State of Illinois. The Department shifted the grant funded epidemiologist position in Administration to Nursing to assist with this project (a.k.a. Disease Intervention Specialist).
- The Health Department reorganized and moved the Epidemiologist fellow into the Nursing & Clinical Division. This position was renamed a Disease Intervention Specialist. This position is under contract through March of 2025 and will be evaluated with new grant funding sources available at the conclusion of 2024.

### **Emergency Preparedness Division**

- Supported efforts regarding the arrival of migrants in Oak Park including staffing the first few weeks at Church shelter sites until the Village opened their own shelters and provided ongoing assistance.
- Updated existing rosters and began new recruitment efforts for our Medical Reserve Corps (MRC) volunteer groups.
- Trained Medical Reserve Corp volunteers with the Nursing Division and Fire Department to support various Village emergency operations.
- Provided all deliverables in support of the Public Health Emergency Preparedness (PHEP) Grant and the Cities Readiness Initiative (CRI) Grant, and successfully applied and gained State approval for FY25.
- Reinstated regular community stakeholder emergency planning meetings.
- Participated in several table top exercises with our local hospitals, schools, the CTA.
- Coordinated with the Farmer's Market Manager to develop a new Farmer's Market Emergency Operation Plan.
- Supported various agencies in Cook County, Chicago, and surrounding counties to prepare the region for the Democratic National Convention, and monitored events during the convention to support the development of a common operating picture and share situational awareness with our partners.
- Coordinated with Neighborhood Services on developing a Village policy on warming and cooling centers in Oak Park.

*(The remainder of this page has been intentionally left blank.)*



**VILLAGE OF OAK PARK**  
**FISCAL YEAR 2025 BUDGET**  
**GENERAL FUND - HEALTH SERVICES**

<u>Fund</u>	<u>Dept</u>	<u>Program</u>	<u>Account</u>	<u>Description</u>	<u>Department</u>	<u>Description</u>	<u>2022</u> <u>Actual</u>	<u>2023</u> <u>Actual</u>	<u>APPROVED</u> <u>2024</u> <u>Budget</u>	<u>Amended</u> <u>2024</u> <u>Budget</u>	<u>Year</u> <u>End</u> <u>Estimate</u>	<u>2025</u> <u>Requested</u> <u>Budget</u>
1001	44550	101	510501	General Fund	HEALTH - Health Services	Regular Salaries	(441,162)	(376,575)	(243,087)	(230,306)	(303,104)	(216,730)
1001	44550	612	510501	General Fund	HEALTH - Health Services	Regular Salaries	(120,968)	(177,982)	(215,214)	(215,214)	(213,751)	(146,453)
1001	44550	613	510501	General Fund	HEALTH - Health Services	Regular Salaries	(152,158)	(91,501)	(92,700)	(95,481)	(96,547)	(93,428)
1001	44550	615	510501	General Fund	HEALTH - Health Services	Regular Salaries	(21,805)	(31,957)	(40,278)	(50,278)	(35,441)	(50,105)
1001	44550	617	510501	General Fund	HEALTH - Health Services	Regular Salaries	-	(165,052)	(243,771)	(243,771)	(162,351)	(234,401)
1001	44550	618	510501	General Fund	HEALTH - Health Services	Regular Salaries	-	(20,527)	(84,460)	(84,460)	(84,843)	-
1001	44550	101	510503	General Fund	HEALTH - Health Services	Overtime	(6,537)	(1,097)	-	-	(1,392)	-
1001	44550	612	510503	General Fund	HEALTH - Health Services	Overtime	(25)	-	(2,600)	(2,600)	(1,193)	(5,000)
1001	44550	615	510503	General Fund	HEALTH - Health Services	Overtime	(4)	-	-	-	(709)	(5,000)
1001	44550	613	510503	General Fund	HEALTH - Health Services	Overtime	(1,502)	-	(433)	(433)	-	-
1001	44550	617	510503	General Fund	HEALTH - Health Services	Overtime	-	-	-	-	(456)	(350)
1001	44550	101	510999	General Fund	HEALTH - Health Services	Grant Admin. - Salaries	430,166	332,090	362,061	362,061	-	-
1001	44550	612	510999	General Fund	HEALTH - Health Services	Grant Admin. - Salaries	-	61,305	-	-	-	-
1001	44550	613	510999	General Fund	HEALTH - Health Services	Grant Admin. - Salaries	-	16,730	-	-	-	-
1001	44550	617	510999	General Fund	HEALTH - Health Services	Grant Admin. - Salaries	-	9,137	-	-	-	-
1001	44550	618	510999	General Fund	HEALTH - Health Services	Grant Admin. - Salaries	-	20,500	-	-	-	-
SUB-TOTAL PERSONNEL SERVICES							(313,995)	(424,929)	(560,482)	(560,482)	(899,787)	(751,467)
1001	44550	101	510506	General Fund	HEALTH - Health Services	Equip Allow (Auto,Phone,Tools)	(19)	(1,011)	(1,008)	(1,008)	(1,008)	(957)
1001	44550	612	510506	General Fund	HEALTH - Health Services	Equip Allow (Auto,Phone,Tools)	-	(1,231)	(1,008)	(1,008)	-	-
1001	44550	613	510506	General Fund	HEALTH - Health Services	Equip Allow (Auto, Phone, Tools)	-	-	-	-	-	-
1001	44550	612	510509	General Fund	HEALTH - Health Services	Comp Time Payout	-	-	-	-	-	-
1001	44550	612	510519	General Fund	HEALTH - Health Services	Vacation Time Payout	(146)	(2,047)	-	-	(2,267)	-
1001	44550	101	510519	General Fund	HEALTH - Health Services	Vacation Time Payout	(4,189)	(2,339)	-	-	(3,454)	-
1001	44550	613	510519	General Fund	HEALTH - Health Services	Vacation Time Payout	(5,657)	-	-	-	-	-
1001	44550	101	520515	General Fund	HEALTH - Health Services	Health Insurance Opt Out	151	(100)	-	-	-	-
1001	44550	613	520515	General Fund	HEALTH - Health Services	Health Insurance Opt Out	(2,200)	(100)	-	-	-	-
1001	44550	617	520515	General Fund	HEALTH - Health Services	Health Insurance Opt Out	-	(100)	-	-	-	-
1001	44550	101	520520	General Fund	HEALTH - Health Services	Life Insurance Expense	(156)	(225)	(233)	(233)	(202)	(186)
1001	44550	612	520520	General Fund	HEALTH - Health Services	Life Insurance Expense	(171)	(147)	(279)	(279)	(161)	(153)
1001	44550	613	520520	General Fund	HEALTH - Health Services	Life Insurance Expense	(101)	(85)	(93)	(93)	(91)	(93)
1001	44550	615	520520	General Fund	HEALTH - Health Services	Life Insurance Expense	-	-	(93)	(93)	(70)	(88)
1001	44550	617	520520	General Fund	HEALTH - Health Services	Life Insurance Expense	-	(109)	(279)	(279)	(91)	(270)
1001	44550	618	520520	General Fund	HEALTH - Health Services	Life Insurance Expense	-	(39)	(93)	(93)	(91)	-
1001	44550	101	520521	General Fund	HEALTH - Health Services	Health Insurance Expense	(54,767)	(58,422)	(65,661)	(65,661)	(52,012)	(39,948)
1001	44550	612	520521	General Fund	HEALTH - Health Services	Health Insurance Expense	(17,357)	(19,270)	(45,748)	(45,748)	(22,031)	(20,064)
1001	44550	613	520521	General Fund	HEALTH - Health Services	Health Insurance Expense	(4,743)	340	-	-	-	-
1001	44550	615	520521	General Fund	HEALTH - Health Services	Health Insurance Expense	(2,338)	(5,963)	(8,148)	(8,148)	(10,287)	(16,221)
1001	44550	617	520521	General Fund	HEALTH - Health Services	Health Insurance Expense	-	(28,821)	(29,922)	(29,922)	(29,886)	(26,070)

VILLAGE OF OAK PARK  
FISCAL YEAR 2025 BUDGET  
GENERAL FUND - HEALTH SERVICES

<u>Fund</u>	<u>Dept</u>	<u>Program</u>	<u>Account</u>	<u>Description</u>	<u>Department</u>	<u>Description</u>	2022	2023	APPROVED	Amended	Year	2025
							<u>Actual</u>	<u>Actual</u>	2024	2024	End	Requested
									<u>Budget</u>	<u>Budget</u>	<u>Estimate</u>	<u>Budget</u>
1001	44550	618	520521	General Fund	HEALTH - Health Services	Health Insurance Expense	-	(3,407)	(29,922)	(29,922)	(10,696)	-
1001	44550	101	520522	General Fund	HEALTH - Health Services	Social Security Expense	(26,640)	(22,776)	(15,071)	(15,071)	(20,192)	(13,437)
1001	44550	612	520522	General Fund	HEALTH - Health Services	Social Security Expense	(7,273)	(10,917)	(13,504)	(13,504)	(13,200)	(9,241)
1001	44550	613	520522	General Fund	HEALTH - Health Services	Social Security Expense	(10,127)	(5,746)	(5,747)	(5,747)	(5,927)	(5,793)
1001	44550	615	520522	General Fund	HEALTH - Health Services	Social Security Expense	(1,181)	(1,891)	(2,524)	(2,524)	(2,092)	(3,107)
1001	44550	617	520522	General Fund	HEALTH - Health Services	Social Security Expense	-	(9,918)	(15,114)	(15,114)	(9,589)	(14,533)
1001	44550	618	520522	General Fund	HEALTH - Health Services	Social Security Expense	-	(1,224)	(5,237)	(5,237)	(5,041)	-
1001	44550	101	520523	General Fund	HEALTH - Health Services	Medicare Expense	(6,256)	(5,327)	(3,525)	(3,525)	(4,722)	(3,143)
1001	44550	612	520523	General Fund	HEALTH - Health Services	Medicare Expense	(1,701)	(2,553)	(3,158)	(3,158)	(3,088)	(2,161)
1001	44550	613	520523	General Fund	HEALTH - Health Services	Medicare Expense	(2,343)	(1,344)	(1,344)	(1,344)	(1,386)	(1,355)
1001	44550	615	520523	General Fund	HEALTH - Health Services	Medicare Expense	(276)	(442)	(590)	(590)	(489)	(727)
1001	44550	617	520523	General Fund	HEALTH - Health Services	Medicare Expense	-	(2,320)	(3,535)	(3,535)	(2,243)	(3,399)
1001	44550	618	520523	General Fund	HEALTH - Health Services	Medicare Expense	-	(286)	(1,225)	(1,225)	(1,179)	-
1001	44550	101	520527	General Fund	HEALTH - Health Services	IMRF Contributions	(23,437)	(10,321)	(7,682)	(7,682)	(9,243)	(7,564)
1001	44550	612	520527	General Fund	HEALTH - Health Services	IMRF Contributions	(6,241)	(3,739)	(6,652)	(6,652)	(5,668)	(4,947)
1001	44550	613	520527	General Fund	HEALTH - Health Services	IMRF Contributions	(9,352)	(2,555)	(2,929)	(2,929)	(2,636)	(3,261)
1001	44550	615	520527	General Fund	HEALTH - Health Services	IMRF Contributions	(1,153)	(856)	(1,286)	(1,286)	(987)	(1,749)
1001	44550	617	520527	General Fund	HEALTH - Health Services	IMRF Contributions	-	(4,560)	(7,703)	(7,703)	(4,445)	(8,181)
1001	44550	618	520527	General Fund	HEALTH - Health Services	IMRF Contributions	-	(560)	(2,669)	(2,669)	(2,317)	-
1001	44550	101	520999	General Fund	HEALTH - Health Services	Grant Admin. - Benefits	18,662	28,835	39,761	39,761	-	-
SUB-TOTAL FRINGE BENEFITS							(169,012)	(181,576)	(242,221)	(242,221)	(226,791)	(186,648)
1001	44550	101	530650	General Fund	HEALTH - Health Services	Conferences Training	-	(3,278)	(5,105)	(5,105)	(5,105)	(5,212)
1001	44550	612	530650	General Fund	HEALTH - Health Services	Conferences Training	(1,482)	(1,317)	(1,985)	(1,985)	(1,985)	(2,027)
1001	44550	613	530650	General Fund	HEALTH - Health Services	Conferences Training	(2,709)	(2,437)	(3,000)	(3,000)	(3,000)	(3,500)
1001	44550	615	530650	General Fund	HEALTH - Health Services	Conferences Training	(25)	(50)	(522)	(522)	(533)	(522)
1001	44550	617	530650	General Fund	HEALTH - Health Services	Conferences Training	-	-	(3,000)	(3,000)	(1,000)	(2,100)
1001	44550	618	530650	General Fund	HEALTH - Health Services	Conferences Training	-	-	-	-	-	-
1001	44550	101	530667	General Fund	HEALTH - Health Services	External Support	(33,129)	(15,139)	(20,000)	(20,000)	(40,000)	(25,000)
1001	44550	612	530667	General Fund	HEALTH - Health Services	External Support	(95,474)	(58,686)	(40,735)	(40,735)	(40,735)	(96,855)
1001	44550	613	530667	General Fund	HEALTH - Health Services	External Support	(2,456)	(89,122)	(90,310)	(90,310)	(90,310)	(93,019)
1001	44550	615	530667	General Fund	HEALTH - Health Services	External Support	(95,373)	(141,809)	(136,947)	(136,947)	(136,947)	(136,947)
1001	44550	617	530667	General Fund	HEALTH - Health Services	External Support	-	-	(1,000)	(1,000)	(1,000)	(4,000)
1001	44550	618	530667	General Fund	HEALTH - Health Services	External Support	-	-	-	-	-	(5,000)
1001	44550	617	530660	General Fund	HEALTH - Health Services	General Contractuals	-	(400)	-	-	-	-
1001	44550	618	530660	General Fund	HEALTH - Health Services	General Contractuals	-	-	-	-	-	-
SUB-TOTAL CONTRACTUAL SERVICES							(230,648)	(312,238)	(302,604)	(302,604)	(320,615)	(374,182)
1001	44550	101	550601	General Fund	HEALTH - Health Services	Printing	-	(479)	(3,727)	(3,727)	(3,727)	(3,805)

VILLAGE OF OAK PARK  
FISCAL YEAR 2025 BUDGET  
GENERAL FUND - HEALTH SERVICES

<u>Fund</u>	<u>Dept</u>	<u>Program</u>	<u>Account</u>	<u>Description</u>	<u>Department</u>	<u>Description</u>	2022 <u>Actual</u>	2023 <u>Actual</u>	APPROVED 2024 <u>Budget</u>	Amended 2024 <u>Budget</u>	Year End <u>Estimate</u>	2025 Requested <u>Budget</u>
1001	44550	441	550601	General Fund	HEALTH - Health Services	Printing	-	-	-	-	-	-
1001	44550	612	550601	General Fund	HEALTH - Health Services	Printing	(441)	(159)	-	-	-	-
1001	44550	613	550601	General Fund	HEALTH - Health Services	Printing	-	-	(250)	(250)	(250)	(250)
1001	44550	615	550601	General Fund	HEALTH - Health Services	Printing	(86)	(721)	(3,063)	(3,063)	(3,063)	(3,063)
1001	44550	617	550601	General Fund	HEALTH - Health Services	Printing	-	(848)	(1,000)	(1,000)	(1,000)	(3,000)
1001	44550	101	540690	General Fund	HEALTH - Health Services	Telecommunications Charges	(633)	-	(2,022)	(2,022)	(2,022)	(2,064)
1001	44550	613	540690	General Fund	HEALTH - Health Services	Telecommunications Charges	-	-	(3,396)	(3,396)	(3,396)	(1,020)
1001	44550	615	540690	General Fund	HEALTH - Health Services	Telecommunications Charges	-	-	(674)	(674)	(674)	(674)
1001	44550	617	540690	General Fund	HEALTH - Health Services	Telecommunications Charges	-	-	(1,840)	(1,840)	(1,032)	(1,050)
1001	44550	618	540690	General Fund	HEALTH - Health Services	Telecommunications Charges	-	-	-	-	-	-
1001	44550	101	550602	General Fund	HEALTH - Health Services	Membership Dues	(1,100)	(550)	(1,000)	(1,000)	(1,000)	(2,600)
1001	44550	612	550602	General Fund	HEALTH - Health Services	Membership Dues	(265)	(655)	(638)	(638)	(638)	(651)
1001	44550	613	550602	General Fund	HEALTH - Health Services	Membership Dues	-	-	(300)	(300)	(300)	(500)
1001	44550	615	550602	General Fund	HEALTH - Health Services	Membership Dues	-	-	(200)	(200)	(200)	(400)
1001	44550	617	550602	General Fund	HEALTH - Health Services	Membership Dues	-	-	-	-	-	(300)
1001	44550	101	550603	General Fund	HEALTH - Health Services	Postage	(594)	(319)	(1,000)	(1,000)	(1,000)	(1,021)
1001	44550	615	550603	General Fund	HEALTH - Health Services	Postage	(818)	(1,053)	(2,607)	(2,607)	(2,607)	(2,604)
1001	44550	613	550603	General Fund	HEALTH - Health Services	Postage	-	-	(250)	(250)	(250)	(250)
1001	44550	617	550603	General Fund	HEALTH - Health Services	Postage	-	-	(300)	(300)	(300)	(495)
1001	44550	101	550605	General Fund	HEALTH - Health Services	Travel & Mileage Reimbursement	558	(285)	(208)	(208)	(208)	(212)
1001	44550	612	550605	General Fund	HEALTH - Health Services	Travel & Mileage Reimbursement	(99)	-	(300)	(300)	(300)	(504)
1001	44550	613	550605	General Fund	HEALTH - Health Services	Travel & Mileage Reimbursement	(18)	-	(255)	(255)	(255)	(255)
1001	44550	615	550605	General Fund	HEALTH - Health Services	Travel & Mileage Reimbursement	-	-	-	-	-	(100)
1001	44550	616	550605	General Fund	HEALTH - Health Services	Travel & Mileage Reimbursement	-	-	(100)	(100)	-	-
1001	44550	617	550605	General Fund	HEALTH - Health Services	Travel & Mileage Reimbursement	-	(1,875)	(3,000)	(3,000)	(1,500)	(4,500)
1001	44550	101	560620	General Fund	HEALTH - Health Services	Office Supplies	(737)	(1,975)	(1,564)	(1,564)	(1,564)	(1,597)
1001	44550	612	560620	General Fund	HEALTH - Health Services	Office Supplies	-	(406)	(511)	(511)	(511)	(511)
1001	44550	613	560620	General Fund	HEALTH - Health Services	Office Supplies	-	-	(1,000)	(1,000)	(1,000)	(1,000)
1001	44550	617	560620	General Fund	HEALTH - Health Services	Office Supplies	-	(195)	(613)	(613)	(613)	(300)
1001	44550	615	560625	General Fund	HEALTH - Health Services	Clothing	(179)	(189)	(584)	(584)	(584)	(584)
1001	44550	101	560631	General Fund	HEALTH - Health Services	Operational Supplies	(1,831)	(288)	(5,000)	(5,000)	(5,000)	(5,105)
1001	44550	612	560631	General Fund	HEALTH - Health Services	Operational Supplies	(1,196)	(5,269)	-	-	-	-
1001	44550	613	560631	General Fund	HEALTH - Health Services	Operational Supplies	(2,656)	(14,258)	(2,500)	(2,500)	(2,500)	(2,500)
1001	44550	615	560631	General Fund	HEALTH - Health Services	Operational Supplies	(1,740)	(1,434)	(2,085)	(2,085)	(2,085)	(2,085)
1001	44550	617	560631	General Fund	HEALTH - Health Services	Operational Supplies	-	(8,898)	(8,232)	(8,232)	(8,232)	(7,900)
1001	44550	618	560631	General Fund	HEALTH - Health Services	Operational Supplies	-	-	-	-	-	-
1001	44550	617	560639	General Fund	HEALTH - Health Services	Advertising	-	(300)	(511)	(511)	(511)	(1,100)
1001	44550	101	560638	General Fund	HEALTH - Health Services	Special Events	-	-	(1,735)	(1,735)	(1,735)	(1,771)

VILLAGE OF OAK PARK  
FISCAL YEAR 2025 BUDGET  
GENERAL FUND - HEALTH SERVICES

<u>Fund</u>	<u>Dept</u>	<u>Program</u>	<u>Account</u>	<u>Description</u>	<u>Department</u>	<u>Description</u>	<u>2022</u> <u>Actual</u>	<u>2023</u> <u>Actual</u>	<u>APPROVED</u> <u>2024</u> <u>Budget</u>	<u>Amended</u> <u>2024</u> <u>Budget</u>	<u>Year</u> <u>End</u> <u>Estimate</u>	<u>2025</u> <u>Requested</u> <u>Budget</u>
1001	44550	617	560638	General Fund	HEALTH - Health Services	Special Events	-	-	(1,500)	(1,500)	(1,500)	(2,000)
1001	44550	617	560638	General Fund	HEALTH - Health Services	Special Events	-	-	-	-	-	(750)
SUB-TOTAL MATERIALS & SUPPLIES							(11,834)	(40,156)	(51,965)	(51,965)	(49,557)	(56,521)
1001	44550	101	570710	General Fund	HEALTH - Health Services	Equipment	-	-	(4,595)	(4,595)	(4,595)	(4,691)
1001	44550	612	570710	General Fund	HEALTH - Health Services	Equipment	-	-	(901)	(901)	(901)	(901)
1001	44550	613	570710	General Fund	HEALTH - Health Services	Equipment	-	-	(3,000)	(3,000)	(3,000)	(7,000)
1001	44550	615	570710	General Fund	HEALTH - Health Services	Equipment	-	-	(613)	(613)	(610)	(1,613)
1001	44550	617	570710	General Fund	HEALTH - Health Services	Equipment	-	-	-	-	-	-
SUB-TOTAL CAPITAL OUTLAY							-	-	(9,109)	(9,109)	(9,106)	(14,205)
TOTAL EXPENDITURES							(725,489)	(958,899)	(1,166,381)	(1,166,381)	(1,505,856)	(1,383,023)

(The remainder of this page has been intentionally left blank.)



## **PUBLIC WORKS DEPARTMENT**

---

The Village of Oak Park Public Works Department is responsible for the care, maintenance, installation and improvement of the Village's public infrastructure and facilities.

### **DEPARTMENTAL OVERVIEW**

The Department of Public Works is charged with a wide range of tasks associated with the Village's infrastructure. In addition to the more traditional infrastructure-related duties such as street maintenance, safe drinking water delivery, sewer collection, and capital improvements, Divisions within the Department also maintain the Village's extensive urban forest, manage refuse and recycling collections, and maintain traffic signals and streetlights. Public Works staff is also responsible for maintaining all municipal facilities and equipment, including vehicles for Police, Fire, and Park District as well as its own vehicles. Services are provided through the following Divisions: Administration, Building Maintenance, Engineering, Fleet Services, Forestry, Streets Services, Street Lighting, Water and Sewer, and Environmental Services.

The Department maintains approximately 103 center line miles (250 lane miles) of streets, 51 miles of alleys, approximately 235 miles of sidewalks, 43 traffic signal intersections (15 of those are maintained for the Illinois Department of Transportation), over 5,000 street lights, 1,000 alley lights and nearly 19,000 trees.

In addition, the Department maintains 214 Village vehicles and equipment, 105 miles of watermain, 3 water pumping stations, over 13,000 water services, 1,200 fire hydrants, 1,350 water valves, 104 miles of sewers, 6,500 catch basins and 2,000 manholes.

The Department resources include the General Fund, Water and Sewer Fund, Capital Improvements Fund, Motor Fuel Tax Fund and Environmental Services Fund.

#### Administration

The Administration division is responsible for the general oversight of the Public Works Department. This includes management of the department safety program, the Village Call Center and workorder management system, and contract administration and payment processing.

#### Building Maintenance

The Building Maintenance Division is responsible for the safe, efficient and economical management of daily operations of eight Village-owned facilities. Staff ensure all building systems, including but not limited to, mechanical, electrical, plumbing and structural, remain fully functional, are properly maintained and are repaired as needed. The Building Maintenance Division also plans for and implements Building Improvement Fund projects.

#### Engineering

The Engineering Divisions (Capital Engineering Division and Transportation Engineering Division) of Public Works are responsible for managing the infrastructure in the public right-of-way (ROW) and on Village owned properties; overseeing the management of the Village's transportation networks including the roadways, traffic signal system, and bicycle and pedestrian infrastructure; coordinating with private utility companies such as ComEd, AT&T, Comcast, Nicor, etc. for the management of their facilities in the ROW; and the oversight of private permit work which impacts the ROW.

### Environmental Services

The Environmental Services Division is responsible for directing and managing the Village's waste collection and reduction programs and coordinating assigned activities and events with outside agencies, professional groups, and the general public. This division administers the Village's environmental programs including the Refuse, Recycling, and Compost Collection Program, Annual Leaf Collection Program, Sidewalk Shoveling Program, Green Block Party Program, Neighborhood and Alley Clean Up, and Adopt a Block Program.

### Fleet Services

The Fleet Services Division is responsible for the maintenance, repair, acquisition, and disposal of approximately 250 vehicles and pieces of equipment that make up the Village of Oak Park fleet. Fleet Services also maintains Park District and Township equipment through Intergovernmental Agreements as well as manages fuel services for all Village of Oak Park, Oak Park Township, Park District, School District 97, and School District 200 vehicles through the fuel island maintained at the Public Works Center.

### Forestry

The Forestry Division is responsible for the care and maintenance of over 18,000 trees that make up the Village's Urban Forest. This includes planting, pruning and other maintenance activities along with tree removal and stump removal. In addition, the division is responsible for over 180 landscape areas including village facilities, medians, and business districts. The Division oversees the planting and maintenance of over 450 seasonal containers as well.

### Street Services

The Streets Division is responsible for the maintenance of more than 103 miles of Village-owned streets and the attached curbs, gutters and sidewalks. Personnel remove snow, repair pavement, clean streets, pick up leaves and remove refuse. The Division also maintains, repairs and replaces traffic and parking signs within the Village, as well as pavement markings along Village streets and parking lots.

### Street Lighting

The Street Lighting Division is responsible for the maintenance, repair and replacement of all Village-owned streetlights, alley lights, EV stations, and traffic safety devices including signals. Personnel monitor and replace lamps in more than 7,000 lighting fixtures and 42 traffic signals throughout the Village.

### Water & Sewer

The Water & Sewer Division is responsible for the delivery of safe, potable water to residents and businesses and for fire suppression support within the Village. The division delivers this by maintaining, repairing, and replacing water mains, water valves, fire hydrants, water meters, and pumping equipment. The Division is also responsible for the maintenance, repair, and replacement of combination sewers, catch basins and manholes. Village sewage is transported to the interceptor sewers of the Metropolitan Water Reclamation District of Greater Chicago where it is eventually treated and discharged into the receiving streams.

**2025 WORK PLAN**  
**Key Initiatives or Projects in Support of Board Goals**

**COMMUNITY HEALTH & SAFETY**

- **Priority 2: Explore Alternatives for Youth Engagement**

- e. Collaborate with D97 and D200 to create a youth opportunity in schools that encourage and elevate youth voices to understand their community experiences and provide civic engagement opportunities.

- Partner for a third year with D200 to hire OPRF high school students as summer seasonal staff within the Department (Administration).
    - Continue to host Arbor Day events that engage students from D97 and D200 (Forestry).

- **Priority 5: Provide for Safe Mobility**

- a. Create and implement a Vision Zero Plan (VZP) including robust community engagement. The VZP will include recommendations for specific improvements, policy changes, and other treatments and tools to improve safety for vehicles, pedestrians, and cyclists in the Village with a goal of reducing or eliminating fatalities and severe injuries for all users of the Village's transportation network. Recommendations for specific VZP projects and safety improvements will be included in future CIP and Budget documents for implementation starting in 2025 in alignment with Climate Ready Oak Park Plan Goals: VT02/VT08/ET04.

- Implement recommendations from the Vision Zero Plan for safety improvements for high injury network locations and priority areas adjacent to schools and parks (Engineering).

- b. Evaluate traffic calming measures installed across the Village to confirm their effectiveness in slowing traffic and improving safety.

- **Priority 6: Ensure Healthy Work Environments for Village Workers**

- a. Improve existing Village facilities (i.e. police station and Village Hall are currently in process) and create a long-term strategy for all other facilities such as fire station needs.

- Follow the 2025 CIP Building Improvement Fund Plan and ensure that all projects listed are completed or addressed appropriately (Building Maintenance).
    - Continuation of the Property Condition Assessments effort for Village owned buildings and implement recommended actions (Building Maintenance).
    - Complete space needs analyses and feasibility studies for Fire Station 1 and 2 (Building Maintenance)

**VIBRANT, DIVERSE, CONNECTED NEIGHBORHOODS**

- **Priority 4: Infrastructure that Promotes Sustainable Transportation**

- b. Complete the design and continue to accelerate construction of the Neighborhood Greenways Plan with the intent of full implementation by the end of fiscal year 2026. Update the 2008 Bike Plan and evaluate the feasibility of protected bike lanes.

- Construct a large portion of the Neighborhood Greenway/Bike Boulevard system (Engineering).
    - Implement recommendations for bicycle improvements from the bike plan update (Engineering).

- Complete the feasibility study for bike lanes on Ridgeland Avenue (Engineering).

## **SUSTAINABILITY & RESILIENCY**

- **Priority 1: Implement Climate Action Plan**

- h. Advance Village policies and programs to support the transition of the Village's and community's land to green infrastructure.
  - ii. In accordance with the updated Urban Forestry Management Plan develop a policy to recognize trees as critical infrastructure, increase awareness of the value of the urban forest, and encourage planting on private property (based on CROP EP03).
    - Update the Village's tree ordinance to highlight their value and recognize trees at critical infrastructure (Forestry)
    - Continue to partner with West Cost Wild Ones to provide reduced cost trees for Oak Park residents to be installed on private property through their annual native plant sale (Forestry)

*(The remainder of this page has been intentionally left blank.)*

## Department Baseline Service Levels and Goals

### Administration 1001.43710.101

#### ***Current Service Levels***

- Complete performance measures and monthly reporting.
- Continue development and implementation of a comprehensive safety program that targets required OSHA training frequencies and encourages a robust safety-minded culture.
- Provide opportunities for continued professional growth of the staff utilizing professional organizations.
- Continue submitting eligible expenditures to various grants in order to maximize revenues and cash flows to Village.
- Continue to follow VOP Purchasing Policy with regard to bidding procedures and procurement of materials and supplies to ensure the most cost-effective measures are realized and to obtain competitive pricing.

#### ***Department Goals***

- Complete the implementation of the new Customer Service Request Management software within the Public Works Department including the development of necessary work flows to manage customer service requests.
- Complete the expansion and implementation of the Customer Service Request Management software across multiple departments of the Village.

### Building Maintenance 1001.43790.101

#### ***Current Service Levels***

- Continue utilizing the task order process for Building Improvement Fund projects to maximize efficient use of staff time, streamline projects and stay on schedule with project timelines.
- Work closely with the Building Maintenance contractor to ensure all building operations run smoothly, safely and effectively.
- Continue to follow the Village's benchmarking ordinance for tracking building performance and energy usage and adjust operations as needed to ensure maximum energy savings.
- Implement the recommended actions outlined in the Energy Audit report at all buildings included in the audit; Prepare cost information for other recommended actions that are higher cost items and incorporate the work into the 5-year CIP Building Improvement Fund.
- Implement Energy Conservation Measures (ECMs) on the Public Works Center Building Automation System (BAS) to optimize performance and energy usage of the building's HVAC system.

#### ***Department Goals***

- Implement the Angus Asset Management Program and complete all data entry into the system. Begin using the system to improve operations, reduce repairs costs and track work orders and inventory.

**Current Service Levels**

- Oversee construction of the annual CIP including the Oak Park Avenue Streetscape, Austin Boulevard Resurfacing, Resurfacing of Various Streets, Alley Improvements, and Water and Sewer Main Improvements.
- Complete permit reviews and work with large private developments, including Pete's Fresh Market, for projects which impact the public right of way.
- Assisted in development of the 2026-2031 Capital Improvement Program and 2026 Budget.
- Continue to work with the Transportation Commission on modifying the traffic calming petition process based on recommendations from Vision Zero and continue reviews of future traffic calming petitions.
- Continue the management of the traffic signal system software and explore opportunities to improve traffic data collection and congestion
- Construct the Oak Park Avenue Streetscape project in the Hemingway District
- Continue work on the Cap the Ike Feasibility Study.
- Work with IDOT to incorporate Village's requests into the design of a new bridge on Ridgeland Avenue over I-290.

**Department Goals**

- Start design of a joint North Avenue Streetscape project with CDOT.
- Start design of the gateway monuments on North Ave.
- Start the design of a new Home Avenue Bridge.
- Review and adjust traffic signal timing to include pedestrian safety and accessibility features.
- Upgrade and improve roadway lighting to new LED dark-sky compliant fixtures.

**Current Service Levels**

- Ensure that the highest return on surplus vehicles and equipment is recouped.
- Continue to collect and recycle scrap, diverting waste from landfills, and returning funds to the Village.
- Maintain Fleet Services ASE Blue Seal of Excellence classification, demonstrating the quality and professionalism of the Fleet Services employees.
- Continue to search for increased educational opportunities to improve our employee's skill sets, both soft and technical.
- Collaborate with divisions to review their fleet requests; continue to spec out and replace, or rebuild, designated pieces of equipment through the Fleet Replacement fund pending Village Board approval.
- Become proficient with Fleet Services new user-friendly Fleet Asset Management software program, to better evaluate and manage the Village's diverse fleet of equipment using predictive analytics.
- Working with Parking Services, assist in the design and implementation of EV charging infrastructure for Village owned fleet vehicles and equipment.
- Continue to collect and examine the Telematics data in Village equipment to help Fleet evaluate new technologies, usage and needs, as well as provide coaching for proper vehicle usage.
- Continue to collect and examine data on EV charging station usage as well as EV usage, helping to direct resources to the most appropriate locations.
- Evaluate adding additional electric or other alternative fuel vehicles to expand the Village Green Fleet while remaining fiscally responsible by utilizing all available rebates/funding resources.

**Department Goals**

- Add another Emergency Vehicle Technician (EVT) Master Technician certification to the Fleet Services Division.
- Add another ASE Master Technician certification to Fleet Services.
- Complete hands on inventory of the parts department.
- Conduct a comprehensive reevaluation of the entire village fleet.

Forestry 1001.43800.101
-------------------------

**Current Service Levels**

- Improve the quality of the urban forest and reduce resident request-based work by continuing the cyclical pruning program for all trees over 2”.
- Evaluate performance of both contractors and division staff for different types of work.
- Continue the care and maintenance of bee hives at Village Hall and the Public Works Center.
- Collaborate with the Village’s Law Department on tree-related claims.
- Be named as a Tree City USA and Growth Award recipient from the Arbor Day Foundation.
- Maintain and enhance the Village’s landscaped areas, greenspace, and containers in a competent and timely manner.
- Rebid the tree watering and landscape maintenance contracts

Streets 1001.43740.101
------------------------

**Current Service Levels**

- Continue safety and equipment training for all staff.
- Continue in-house street restorations in a timely manner.
- Continue to improve the Department’s response to snow mitigation using new technology, training and techniques.
- Continue the immediate clean-up of vehicle accident sites to ensure safe traffic and pedestrian passage.
- Continue the immediate clean-up of graffiti, litter, garbage.
- Continue assisting with special events
- Continue the patching of streets in a timely, efficient manner.

Street Lighting 1001.43720.101
--------------------------------

**Current Service Levels**

- Continue training and certification to stay up to date with the changing traffic control and street lighting technologies.
- Continue upgrading Traffic Signal Cabinets.
- Continue to repair street light and traffic signal outages in a timely manner to ensure safe traffic and pedestrian passage.
- Continue to do J.U.L.I.E. Locating in a timely & accurate fashion to safeguard work throughout the community.
- Continue to upgrade our street lighting system to energy efficient LED lighting.
- Continue the upgrade of the Traffic Signal Cabinets and hardware.

**2024 ACCOMPLISHMENTS**  
**Key Initiatives or Projects in Support of Board Goals**

**COMMUNITY HEALTH & SAFETY**

- **Priority 2: Explore Alternatives for Youth Engagement**
  - e. Collaborate with D97 and D200 to create a youth opportunity in schools that encourage and elevate youth voices to understand their community experiences and provide civic engagement opportunities.
    - Partnered for a second year with D200 to hire six OPRF high school students as summer seasonal staff within the Department (Administration).
    - Collaborated with the Park District of Oak Park and Brooks Middle School to celebrate Arbor Day at Mills Park (Forestry).
- **Priority 5: Provide for Safe Mobility**
  - a. Create and implement a Vision Zero Plan (VZP) including robust community engagement. The VZP will include recommendations for specific improvements, policy changes, and other treatments and tools to improve safety for vehicles, pedestrians, and cyclists in the Village with a goal of reducing or eliminating fatalities and severe injuries for all users of the Village's transportation network. Recommendations for specific VZP projects and safety improvements will be included in future CIP and Budget documents for implementation starting in 2025 in alignment with Climate Ready Oak Park Plan Goals: VT02/VT08/ET04.
    - Completed a Vision Zero Plan using State grant funds (Engineering).
- **Priority 6: Ensure Healthy Work Environments for Village Workers**
  - a. Improve existing Village facilities (i.e. police station and Village Hall are currently in process) and create a long-term strategy for all other facilities such as fire station needs.
    - Followed the 2024 CIP Building Improvement Fund Plan and ensure that all projects listed are completed or addressed appropriately (Building Maintenance).
    - Property Condition Assessments were completed at all three fire stations in 2024. Staff used the information for future planning and budgeting of Building Improvement Fund projects (Building Maintenance).
    - Successful completion of the main fire station bunk room renovation project to create private sleeping areas on time and within budget (Building Maintenance).

**VIBRANT, DIVERSE, CONNECTED NEIGHBORHOODS**

- **Priority 4: Infrastructure that Promotes Sustainable Transportation**
  - b. Complete the design and continue to accelerate construction of the Neighborhood Greenways Plan with the intent of full implementation by the end of fiscal year 2026. Update the 2008 Bike Plan and evaluate the feasibility of protected bike lanes.
    - Continued design and constructed segments of Neighborhood Greenway system with various projects (Engineering).
    - Started the feasibility study for bike lanes on Ridgeland Avenue (Engineering)
    - Worked on the Bike Plan Update (Engineering)



## SUSTAINABILITY & RESILIENCY

- **Priority 1: Implement Climate Action Plan**

- h. Advance Village policies and programs to support the transition of the Village's and community's land to green infrastructure.

- ii. In accordance with the updated Urban Forestry Management Plan develop a policy to recognize trees as critical infrastructure, increase awareness of the value of the urban forest, and encourage planting on private property (based on CROP EP03).

- Developed Urban Forest Management Plan for the Village that was adopted by the Village Board in January (Forestry).

- Partnered with Wild Ones West Cook to offer discounted native tree to Village residents for planting on private property (Forestry).

### 2024 ACCOMPLISHMENTS

#### Department Baseline Service Levels and Goals

Administration 1001.43710.101
-------------------------------

- The Customer Service Call Center located at the Public Works Center is on pace to make over 40,000 customer contacts throughout 2024. These contacts consist of phone calls, voice mails, emails and in-person contacts generating approximately 9,000 work orders.
- Approximately 4,000 invoices processed through the accounts payable process.
- Over 250 Block Parties processed this year.
- Coordinated the development of the 2025 Capital Improvement Program and General Fund Budget.
- Successfully hired or promoted key staff within the department including engineering staff and an Assistant Village Engineer and Building Maintenance Superintendent.

Building Maintenance 1001.43790.101
-------------------------------------

- Building Maintenance Division successfully continued the Master Agreement / Task Order system with engineering firms for the CIP Building Improvement Fund projects. All projects undertaken in 2024 under the Task Order system were completed effectively.
- Successful completion of the south fire station roof replacement project on time and within budget.
- Successful completion of the Air Handling Unit #2 air conditioning system replacement project at the Public Works Center.
- Seven new exterior doors were installed at the Public Works Center replacing seven existing doors that had become rusted, damaged or warped.
- A new domestic water booster pump system was installed at the Public Works Center replacing the existing system which had become antiquated and inoperable.
- The north fire station mechanical equipment replacement project began in late summer of 2024. Efforts from staff and one of the task order engineering firms, along with solid direction from the Village Manager's Office and Village Board, allowed this project to be realized. Building envelope improvements were also a part of this project.
- All of the exterior sprinkler piping and sprinkler heads over the Public Works Center fuel station were replaced in 2024. This project was identified in the 2024 Building Improvement Fund.

- In late 2024, exterior façade repairs and mechanical equipment repair and replacement at the Public Works Center was completed as part of the 2024 Building Improvement Fund.
- HVAC fan motor balancing was completed at the Public Works Center ensuring that all fan motors are operating as efficiently as possible. Additional Energy Conservation Measures (ECMs) are also being implemented in the fall of 2024 to optimize equipment performance.
- Staff continued to work closely with the ComEd SEM group to communicate project progress and submit applications for incentives and project cost reductions.

Engineering 1001.43700.101
----------------------------

- Oversaw construction of the annual CIP including the Madison Street Streetscape, Resurfacing of Various Streets, Alley Improvements, Water and Sewer Main Improvements, and various Pump Station Improvements, sidewalk improvements, pavement preservation, and the Forest and Ontario Traffic Calming and Landscaping.
- Worked with large private developments including Pete's Fresh Market, 7 Van Buren, 835 Madison, and 203 S. Marion for the building construction and right of way improvements.
- Managed a variety of consulting firms and selected consultants for future task order engineering contracts to design and manage future projects.
- Selected a consultant to start work on a future Home Avenue Bridge and started the feasibility study for Cap the Ike.
- Assisted in development of the 2025 Capital Improvement Program and Budget.
- Applied for and multiple grants for State and Federal funds.
- Continued management of the traffic management software.
- Completed review of the Madison Street road diet and traffic calming study.
- Hired a consulting firm to provide staffing for the Transportation Engineering position and to implement and advance the Village's transportation related goals and policies.
- Obtained \$125,000 Cook County grant for construction of the 2025 Neighborhood Greenway system, offsetting some local CIP and Parking Fund costs for these projects.
- Entered into agreements to utilize \$500,000 in State DCEO funds for the Madison Street Streetscape project
- Applied for Safe Streets for All grant to fund implementation of parts of the Vision Zero Plan
- Completed the Madison Street Corridor traffic study and revised signal timings on Madison to improve congestion and pedestrian accommodations
- Installed portions of the Neighborhood Greenway system and numerous traffic calming and pedestrian safety improvements as part of the local street resurfacing project, Madison Street Streetscape project, and the Bike Boulevard project.
- Completed the design for Oak Park Avenue Streetscape project in the Hemingway District.
- Constructed the Madison Street Streetscape project.
- Implemented numerous traffic calming improvements and Neighborhood Greenway improvements.
- Processed a number of traffic calming petitions with a consultant and the Transportation Commission and Village Board.
- Completed construction of green alleys and a permeable pavement system for the Lot 10 project using MWRD grant funds.

Fleet 1001.43900.101
----------------------

- Between June 2023 to June 2024, 28,940 pounds of scrap metal has been recycled utilizing the container centrally located in Fleet Services. Through online auction proceeds, Fleet has recouped almost \$152,000 from surplus vehicle/equipment disposal.
- Saved the Village over \$60,000 utilizing manufacturer and government rebates for EV purchases.
- Replaced three frontline drop in salters to more precisely control the salt distribution during snow removal.
- Replaced two frontline pick-up trucks with plows.
- Replaced one small loader with a tracked unit to better suit current divisional needs.
- Replaced one Water and Sewer service truck.
- Replaced one asphalt truck with a unit that utilizes technology that eliminates the need to change out bulky/heavy propane tanks for usage.
- Placed 4 new hybrid vehicles in service across the fleet.
- Replaced 3 internal combustion engine (ICE) Police vehicles with 3 Police tested EVs.
- Placed a new frontline brine applicating super duty into service, helping to reduce the salt required for snow removal. Maintained the Automotive Service Excellence (ASE) Blue Seal certification for the Fleet Services division for the 17th year in a row.
- Fleet Services consolidated and expanded our Telematics services. The telematics provider can show comparisons of new technologies to legacy equipment. Example: Hybrid squad cars have shown a doubling to tripling of miles per gallon (MPG) compared to their internal combustion engine (ICE) counterparts. Telematics can inform us if equipment is being used properly, and is necessary, by running usage reports.
- Fleet Services monitored the EV charging stations, helping collect data on usage of stations helping direct expansion of the Village's EV charging options, as well as Village EV fleet charging. Example: Over their lifetime, Village owned EVs have eliminated over 17,000 kg of GHG (greenhouse gas) emissions, and there has been over 22,000 sessions at all Village owned EV chargers from June 2023 to June 2024.
- Fleet Services, with Building Maintenance, acquired, programed, and installed an electronic Pool car key locker at VH. This will increase accountability, as well as provide a more accurate look at pool car usage.
- Five electric vehicles have been added to the Village Green Fleet displacing three ICE engine vehicles.
- Expanded the Village's Green Fleet with the addition of one hybrid police vehicle, and three hybrid fleet vehicles, further reducing fuel usage.

Forestry 1001.43800.101
-------------------------

- The Division and its contractors pruned approximately 4,800 parkway trees in the southern portion of the Village (1 - south of Harrison and 2 - west of S East Ave and south of Madison St.) through the Village's cycle pruning program.
- The Division and its contractors removed approximately 275 parkway trees across the Village that were dead, diseased or otherwise in decline.
- Planted a diverse mix of 275 high-performing, properly sited parkway trees throughout the Village and maintained them with contracted watering crews.
- Re-inventoried one third of the Village's Urban Forest.
- Received the Tree City USA and Growth Awards from the Arbor Day Foundation.

- Continued care and maintenance of two bee hives on the roof of the Public Works Center and two hives on the roof of Village Hall.
- Rebid green roof maintenance contract.
- Updated Tree Ordinance and referenced the Urban Forest Management Plan.
- Continued to manage the urban forest with the use of an online GIS based inventory.
- Presented at the Urban and Community Forestry Conference about the Village's use of tree equity data to prioritize areas selected for the root collar excavation program.
- Maintained over 180 permanent landscape areas and planting and maintained over 525 planters in 12 Business Districts throughout the Village.

#### Streets 1001.43740.101

- Snow Mitigation response continued to improve with new staffing and equipment malfunctions.
- Continued regular pavement maintenance such as, pothole repair, bluestone and brick paver upkeep using both in house and contractual staff.
- Replacement of faded/unreadable/low reflective signage Village wide and the rapid replacement of damaged STOP and other regulatory signs continued to be a priority.
- In-house staff will complete utility patching restorations in 2024 as needed.
- Power washed sidewalks in-house that were previously contracted out. This work was done in sections in the early morning hours as to not disturb residents at night or the businesses during the day.
- Graffiti removal removed within 3 days.
- During Snow season, the Department was able to keep the streets clear and ice free while making the alleys passable within an acceptable timeframe.
- Worked with DEI staff on the design and implementation of Pride Month Celebration Installation at the Village Hall.
- In response to the high incidences of graffiti, the Street Division worked closely with the Development Customer Services department to identify and address these incidents in a timely manner.
- Successfully worked with local businesses to power wash sidewalks in Downtown Oak Park, Pleasant District areas and business districts as needed.
- Street Division staff dismantled and reassembled outdoor dining areas to maintain outdoor dining for restaurants during the season.
- Maintained streets and inlets to be clear of debris through in-house supplemental street sweeping to assist the contractor with permit and business areas.
- Timely upkeep and maintenance activities throughout the Village, including business district areas and viaducts, with in-house litter removal, trash container emptying and regular sidewalk power washing.

#### Street Lighting 1001.43720.101

- Made timely repairs on streetlight and traffic signals and responded to JULIE Locates.
- Seventy percent (75%) of street light outages repaired within five (5) days.
- Continued to upgrade incandescent traffic signals to LED.
- Implementation of the Street Lighting System Rehabilitation Project
- Attended training on the maintenance and repair for the EV Charging Station technology the Village currently utilizes.
- Retrofitted Metal Halide lights with LEDs in several areas throughout Village.

- Implemented upgrades to the Traffic Signal Cabinets.

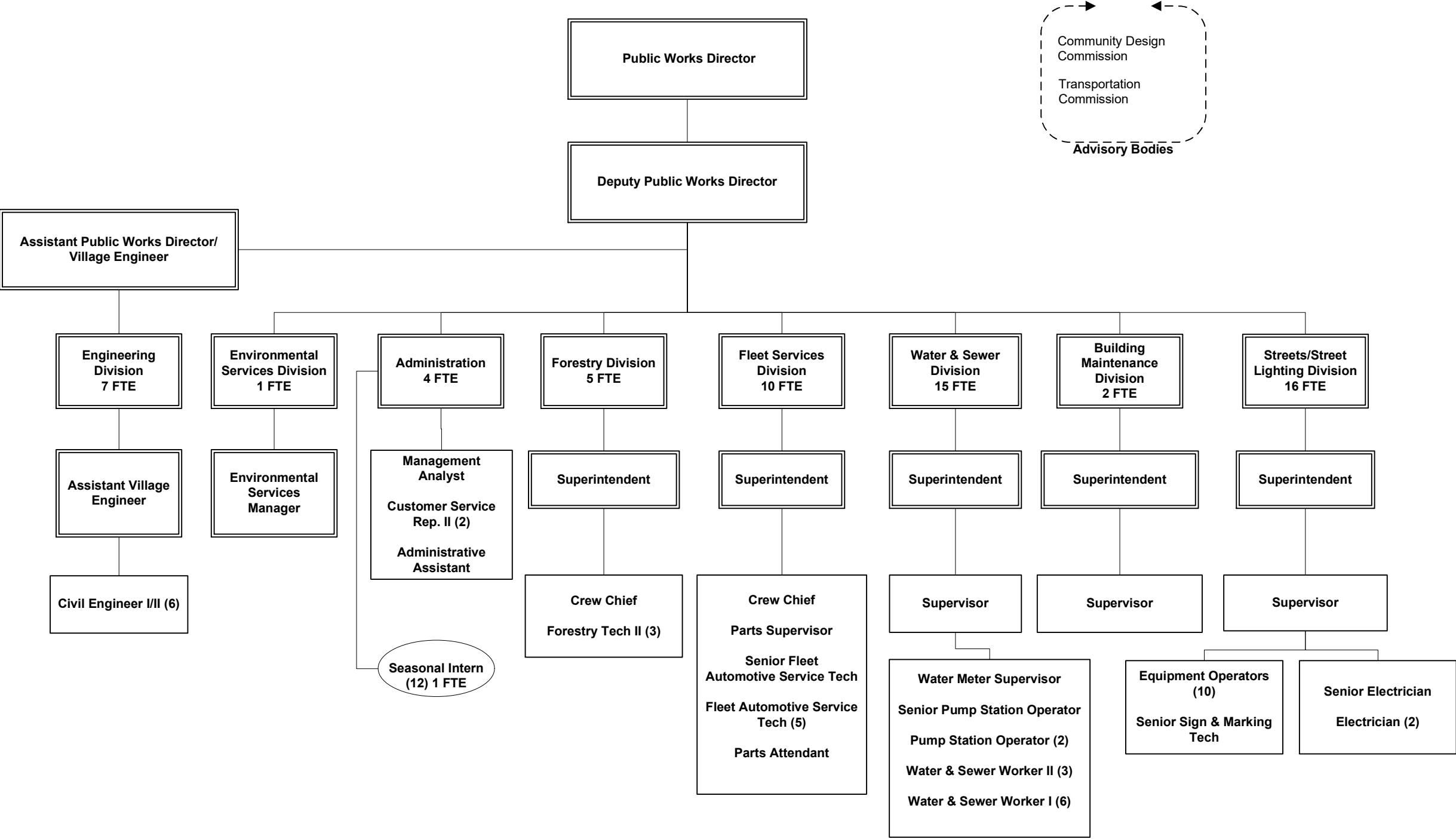
*(The remainder of this page has been intentionally left blank.)*

## Public Works

## Monthly Measures

Category	2024						2023					
	Jan	Feb	Mar	Apr	May	Jun	Jan	Feb	Mar	Apr	May	Jun
Administration block party requests	0	0	176	109	87	69	0	0	154	100	94	68
Administration citizen contacts (emails and phone logs)	2123	1796	2128	2457	2780	2379	1540	1564	2039	2252	2363	2707
Building maintenance hours spent on routine matters	378	378	378	386	418	608	352	370	391	380	444	286
Building maintenance requests	120	140	141	115	115	135	160	104	156	189	175	104
Engineering new active traffic items	3	7	3	7	5	8	1	8	6	9	21	12
Engineering permits reviewed	111	176	222	250	240	277	116	95	91	137	168	188
Environmental Services households participating in compost program	2763	2769	2783	2803	2851	2892	2733	2740	2622	2780	2802	2831
Environmental Services households participating in E-Waste Collection	45	95	66	68	60	76	43	74	73	77	84	91
Environmental Services households participating in Hazardous Household Waste Collections	61	35	48	68	63	72	49	37	83	83	91	62
Environmental Services percentage of material diverted from landfill	38.05	29.42	41.73	39.73	45.93	39.99	36.13%	32.22%	31.11%	36.07%	42.83%	35.91%
Environmental Services tons of household recyclables collected	382.56	276.65	284.15	324.2	362.5	299.79	328.05	267.12	282.36	263.01	321.89	301.66
Fleet gallons of fuel used	12107.8	9561.7	9084.27	9162.5	9690.6	9341.68	12046.47	10566.66	10924.38	10353.72	10889.09	10548.19
Fleet pieces of equipment serviced	251	116	129	150	143	102	200	186	124	156	117	95
Forestry parkway trees inspected	10	7	12	23	76	70	8	12	6	31	53	68
Forestry private trees inspected	0	0	0	2	0	3	0	4	0	0	3	3
Forestry tree pruning and maintenance	2323	2210	676	351	89	87	543	1564	1327	100	26	67
Street lighting outages repaired	52	67	61	67	56	51	64	53	57	60	70	46
Street lighting traffic signal outages repaired	19	15	10	10	23	16	16	10	16	17	21	12
Street lighting traffic light pole knockdowns repaired	1	1	2	1	0	0	1	2	2	3	2	1
Streets pavement repairs	0	0	0	0	10	0	0	0	0	0	0	20
Streets potholes filled	150	327	500	252	246	200	150	200	300	320	220	150
Streets signs replaced	45	40	175	65	28	20	32	48	86	62	56	42
Water & Sewer gallons of water billed (in millions)	104	111.92	97.78	104.95	111.05	114.49	101.2	103.5	95.31	104.2	111.05	114.45
Water & Sewer gallons of water purchased	141.22	141.22	133.48	134.18	144.66	154.69	136.73	121.6	137.75	135.25	157.69	169.814
Water & Sewer percentage of water unbilled	26.36	20.75	26.75	21.78	23.23	25.99	25.99	14.88	30.81	22.96	29.58	32.60
Water & Sewer main breaks repaired	5	2	0	2	2	1	2	2	4	1	2	4
Water & Sewer meters repaired and installed	18	26	25	28	22	23	29	27	49	35	40	30

(The remainder of this page has been intentionally left blank.)



VILLAGE OF OAK PARK  
FISCAL YEAR 2025 BUDGET  
GENERAL FUND - PUBLIC WORKS ADMINISTRATION

<u>Fund</u>	<u>Dept</u>	<u>Program</u>	<u>Account</u>	<u>Description</u>	<u>Department</u>	<u>Description</u>	<u>2022</u> <u>Actual</u>	<u>2023</u> <u>Actual</u>	<u>Original</u> <u>2024</u> <u>Budget</u>	<u>Amended</u> <u>2024</u> <u>Budget</u>	<u>Year</u> <u>End</u> <u>Estimate</u>	<u>2025</u> <u>Requested</u> <u>Budget</u>
1001	43710	101	510501	General Fund	DPW - Administration	Regular Salaries	(443,815)	(371,008)	(452,727)	(452,727)	(418,301)	(456,733)
1001	43710	101	510503	General Fund	DPW - Administration	Overtime	(2,137)	(982)	(3,000)	(3,000)	(230)	(3,000)
1001	43710	101	510515	General Fund	DPW - Administration	Comp Time	-	-	-	-	-	-
SUB-TOTAL PERSONNEL SERVICES							(445,952)	(371,990)	(455,727)	(455,727)	(418,531)	(459,733)
1001	43710	101	510506	General Fund	DPW - Administration	Equip Allow (Auto,Phone,Tools)	-	-	-	-	-	-
1001	43710	101	510509	General Fund	DPW - Administration	Comp Time Payout	-	(33)	-	-	-	-
1001	43710	101	520515	General Fund	DPW - Administration	Health Insurance Opt Out	(2,200)	(100)	-	-	-	-
1001	43710	101	520520	General Fund	DPW - Administration	Life Insurance Expense	(398)	(233)	(512)	(512)	(272)	(512)
1001	43710	101	520521	General Fund	DPW - Administration	Health Insurance Expense	(41,730)	(38,837)	(59,179)	(59,179)	(41,415)	(27,633)
1001	43710	101	520522	General Fund	DPW - Administration	Social Security Expense	(26,642)	(22,392)	(27,388)	(27,388)	(25,115)	(27,111)
1001	43710	101	520523	General Fund	DPW - Administration	Medicare Expense	(6,231)	(5,237)	(6,608)	(6,608)	(5,873)	(6,666)
1001	43710	101	520527	General Fund	DPW - Administration	IMRF Contributions	(23,279)	(9,686)	(14,148)	(14,148)	(11,426)	(16,045)
SUB-TOTAL FRINGE BENEFITS							(100,480)	(76,518)	(107,835)	(107,835)	(84,101)	(77,967)
1001	43710	101	530650	General Fund	DPW - Administration	Conferences Training	(3,455)	(3,089)	(8,000)	(8,000)	(5,000)	(8,000)
1001	43710	710	530650	General Fund	DPW - Administration	Conferences Training	-	-	(2,000)	(2,000)	(2,000)	(3,200)
1001	43710	101	530667	General Fund	DPW - Administration	External Support	-	(25,000)	(45,000)	(45,000)	(45,000)	(45,000)
1001	43710	101	540690	General Fund	DPW - Administration	Telecommunication Charges	(510)	(761)	(800)	(800)	(750)	(800)
SUB-TOTAL CONTRACTUAL SERVICES							(3,965)	(28,850)	(55,800)	(55,800)	(52,750)	(57,000)
1001	43710	101	550601	General Fund	DPW - Administration	Printing	-	-	-	-	-	-
1001	43710	101	550602	General Fund	DPW - Administration	Membership Dues	(2,794)	(2,300)	(3,300)	(3,300)	(2,782)	(3,170)
1001	43710	710	550602	General Fund	DPW - Administration	Membership Dues	-	(60)	(500)	(500)	-	(2,200)
1001	43710	101	550603	General Fund	DPW - Administration	Postage	(2,157)	(5,307)	(2,500)	(2,500)	(7,000)	(3,000)
1001	43710	101	550652	General Fund	DPW - Administration	Legal Postings and Doc. Fees	(2,191)	(1,563)	(2,500)	(2,500)	(2,500)	(2,500)
1001	43710	101	550671	General Fund	DPW - Administration	Office Machine Service	-	-	-	-	-	-
1001	43710	101	560620	General Fund	DPW - Administration	Office Supplies	(3,064)	(1,608)	(4,000)	(4,000)	(4,000)	-
1001	43710	101	560625	General Fund	DPW - Administration	Clothing	-	-	-	-	-	-
1001	43710	101	560631	General Fund	DPW - Administration	Operational Supplies	(3,970)	(4,985)	(5,000)	(5,000)	(5,000)	(9,000)
1001	43710	710	560631	General Fund	DPW - Administration	Operational Supplies	(3,932)	(8,000)	(5,000)	(5,000)	(5,000)	(6,000)
SUB-TOTAL MATERIALS & SUPPLIES							(18,107)	(23,823)	(22,800)	(22,800)	(26,282)	(25,870)
TOTAL EXPENDITURES							(568,504)	(501,181)	(642,162)	(642,162)	(581,664)	(620,570)



VILLAGE OF OAK PARK  
FISCAL YEAR 2025 BUDGET

GENERAL FUND - PUBLIC WORKS STREET SERVICES

<u>Fund</u>	<u>Dept</u>	<u>Program</u>	<u>Account</u>	<u>Description</u>	<u>Department</u>	<u>Description</u>	<u>2022</u> <u>Actual</u>	<u>2023</u> <u>Actual</u>	<u>Original</u> <u>2024</u> <u>Budget</u>	<u>Amended</u> <u>2024</u> <u>Budget</u>	<u>Year</u> <u>End</u> <u>Estimate</u>	<u>2025</u> <u>Requested</u> <u>Budget</u>
1001	43740	761	520527	General Fund	DPW - Street Services	IMRF Contributions	(541)	(249)	-	-	-	-
1001	43740	764	520527	General Fund	DPW - Street Services	IMRF Contributions	-	-	-	-	-	-
1001	43740	765	520527	General Fund	DPW - Street Services	IMRF Contributions	(303)	(643)	-	-	-	-
1001	43740	766	520527	General Fund	DPW - Street Services	IMRF Contributions	(4,249)	(2,631)	(2,708)	(2,708)	(2,805)	(2,047)
SUB-TOTAL FRINGE BENEFITS							(78,502)	(95,013)	(97,059)	(97,059)	(98,510)	(88,915)
1001	43740	101	530650	General Fund	DPW - Street Services	Conferences Training	(3,955)	(1,850)	(7,000)	(7,000)	(7,000)	(7,000)
1001	43740	761	530660	General Fund	DPW - Street Services	General Contractuals	(91,393)	(151,683)	(165,000)	(165,000)	(165,000)	(175,000)
1001	43740	765	530660	General Fund	DPW - Street Services	General Contractuals	-	-	-	-	-	-
1001	43740	200	530667	General Fund	DPW - Street Services	External Support	-	-	-	-	-	-
1001	43740	761	530667	General Fund	DPW - Street Services	External Support	-	-	-	-	-	-
1001	43740	765	530667	General Fund	DPW - Street Services	External Support	(31,790)	(7,594)	(87,000)	(87,000)	(87,000)	(89,000)
SUB-TOTAL CONTRACTUAL SERVICES							(127,137)	(161,127)	(259,000)	(259,000)	(259,000)	(271,000)
1001	43740	101	550602	General Fund	DPW - Street Services	Membership Dues	(200)	(200)	(200)	(200)	(200)	(200)
1001	43740	101	550632	General Fund	DPW - Street Services	Laundry Service	(2,073)	-	-	-	-	-
1001	43740	761	550673	General Fund	DPW - Street Services	Repairs	-	(941)	(1,000)	(1,000)	(1,000)	(1,000)
1001	43740	101	560620	General Fund	DPW - Street Services	Office Supplies	(175)	-	-	-	-	-
1001	43740	101	560625	General Fund	DPW - Street Services	Clothing	(3,500)	(4,893)	(7,500)	(7,500)	(7,500)	(7,500)
1001	43740	200	560631	General Fund	DPW - Street Services	Operational Supplies	-	-	-	-	-	-
1001	43740	761	560631	General Fund	DPW - Street Services	Operational Supplies	(7,802)	(13,100)	(20,000)	(20,000)	(20,000)	(20,000)
1001	43740	765	560631	General Fund	DPW - Street Services	Operational Supplies	(1,340)	(2,403)	(2,500)	(2,500)	(2,500)	(2,500)
1001	43740	761	560633	General Fund	DPW - Street Services	Roadway Maintenance	-	-	-	-	-	-
1001	43740	765	560633	General Fund	DPW - Street Services	Roadway Maintenance	-	-	-	-	-	-
1001	43740	761	560634	General Fund	DPW - Street Services	Sign Replacement	(36,841)	(40,594)	(60,000)	(60,000)	(60,000)	(60,000)
1001	43740	761	570710	General Fund	DPW - Street Services	Equipment	(1,807)	-	-	-	-	-
SUB-TOTAL MATERIALS & SUPPLIES							(53,737)	(62,131)	(91,200)	(91,200)	(91,200)	(91,200)
TOTAL EXPENDITURES							(557,636)	(634,926)	(726,673)	(726,673)	(741,531)	(715,114)

**VILLAGE OF OAK PARK**  
**FISCAL YEAR 2025 BUDGET**  
**GENERAL FUND - PUBLIC WORKS BUILDING MAINTENANCE**

<u>Fund</u>	<u>Dept</u>	<u>Program</u>	<u>Account</u>	<u>Description</u>	<u>Department</u>	<u>Description</u>	<u>2022 Actual</u>	<u>2023 Actual</u>	<u>Original 2024 Budget</u>	<u>Amended 2024 Budget</u>	<u>Year End Estimate</u>	<u>2025 Requested Budget</u>
1001	43790	101	510501	General Fund	DPW - Building Maintenance	Regular Salaries	(180,195)	(181,946)	(186,803)	(186,803)	(164,575)	(186,204)
1001	43790	101	510503	General Fund	DPW - Building Maintenance	Overtime	-	-	-	-	-	-
SUB-TOTAL PERSONNEL SERVICES							(180,195)	(181,946)	(186,803)	(186,803)	(164,575)	(186,204)
1001	43790	101	520520	General Fund	DPW - Building Maintenance	Life Insurance Expense	(187)	(186)	(186)	(186)	(142)	(186)
1001	43790	101	520521	General Fund	DPW - Building Maintenance	Health Insurance Expense	(32,946)	(39,136)	(40,632)	(40,632)	(36,521)	(41,647)
1001	43790	101	520522	General Fund	DPW - Building Maintenance	Social Security Expense	(10,381)	(10,425)	(11,582)	(11,582)	(9,463)	(11,545)
1001	43790	101	520523	General Fund	DPW - Building Maintenance	Medicare Expense	(2,428)	(2,438)	(2,709)	(2,709)	(2,213)	(2,700)
1001	43790	101	520527	General Fund	DPW - Building Maintenance	IMRF Contributions	(9,607)	(4,967)	(5,903)	(5,903)	(4,493)	(6,499)
SUB-TOTAL FRINGE BENEFITS							(55,548)	(57,152)	(61,012)	(61,012)	(52,832)	(62,577)
1001	43790	101	530650	General Fund	DPW - Building Maintenance	Conferences Training	-	-	(500)	(500)	(500)	(3,250)
1001	43790	101	530660	General Fund	DPW - Building Maintenance	General Contractuals	-	(675,240)	(899,981)	(899,981)	(706,598)	(919,940)
1001	43790	711	530660	General Fund	DPW - Building Maintenance	General Contractuals	(324,932)	-	-	-	-	-
1001	43790	712	530660	General Fund	DPW - Building Maintenance	General Contractuals	-	-	-	-	-	-
1001	43790	713	530660	General Fund	DPW - Building Maintenance	General Contractuals	(191,160)	-	-	-	-	-
1001	43790	714	530660	General Fund	DPW - Building Maintenance	General Contractuals	(24,134)	-	-	-	-	-
1001	43790	717	530660	General Fund	DPW - Building Maintenance	General Contractuals	(121,848)	-	-	-	-	-
1001	43790	101	540674	General Fund	DPW - Building Maintenance	Property Repair	-	(133,843)	(205,000)	(205,000)	(200,300)	(215,000)
1001	43790	711	540674	General Fund	DPW - Building Maintenance	Property Repair	(36,115)	-	-	-	-	-
1001	43790	712	540674	General Fund	DPW - Building Maintenance	Property Repair	-	-	-	-	-	-
1001	43790	713	540674	General Fund	DPW - Building Maintenance	Property Repair	(48,037)	-	-	-	-	-
1001	43790	714	540674	General Fund	DPW - Building Maintenance	Property Repair	(11,888)	-	-	-	-	-
1001	43790	717	540674	General Fund	DPW - Building Maintenance	Property Repair	(500)	-	-	-	-	-
1001	43790	711	540691	General Fund	DPW - Building Maintenance	Water Charges	(37,273)	(24,640)	(30,000)	(30,000)	(30,000)	(30,000)
1001	43790	713	540691	General Fund	DPW - Building Maintenance	Water Charges	(3,753)	(4,503)	(6,000)	(6,000)	(4,500)	(5,000)
1001	43790	714	540691	General Fund	DPW - Building Maintenance	Water Charges	(6,003)	(6,216)	(7,000)	(7,000)	(6,500)	(6,500)
1001	43790	717	540691	General Fund	DPW - Building Maintenance	Water Charges	(357)	(423)	(500)	(500)	(550)	(500)
1001	43790	713	540692	General Fund	DPW - Building Maintenance	Electricity	(174,172)	(129,746)	(150,000)	(150,000)	(150,000)	(150,000)
1001	43790	714	540692	General Fund	DPW - Building Maintenance	Electricity	(7,239)	(11,031)	(15,000)	(15,000)	(15,000)	(15,000)
1001	43790	717	540692	General Fund	DPW - Building Maintenance	Electricity	-	-	-	-	-	-
1001	43790	717	540693	General Fund	DPW - Building Maintenance	Natural Gas	(1,158)	(1,000)	(1,250)	(1,250)	(1,250)	(1,250)
SUB-TOTAL CONTRACTUAL SERVICES							(988,569)	(986,642)	(1,315,231)	(1,315,231)	(1,115,198)	(1,346,440)
1001	43790	101	560625	General Fund	DPW - Building Maintenance	Clothing	-	(175)	(250)	(250)	(250)	(250)
1001	43790	101	560627	General Fund	DPW - Building Maintenance	Building Materials	-	(63,792)	(97,500)	(97,500)	(85,000)	(102,000)
1001	43790	711	560627	General Fund	DPW - Building Maintenance	Building Materials	(37,531)	-	-	-	-	-
1001	43790	712	560627	General Fund	DPW - Building Maintenance	Building Materials	-	-	-	-	-	-
1001	43790	713	560627	General Fund	DPW - Building Maintenance	Building Materials	(23,110)	-	-	-	-	-

VILLAGE OF OAK PARK  
FISCAL YEAR 2025 BUDGET  
GENERAL FUND - PUBLIC WORKS BUILDING MAINTENANCE

<u>Fund</u>	<u>Dept</u>	<u>Program</u>	<u>Account</u>	<u>Description</u>	<u>Department</u>	<u>Description</u>	<u>2022</u> <u>Actual</u>	<u>2023</u> <u>Actual</u>	<u>Original</u> <u>2024</u> <u>Budget</u>	<u>Amended</u> <u>2024</u> <u>Budget</u>	<u>Year</u> <u>End</u> <u>Estimate</u>	<u>2025</u> <u>Requested</u> <u>Budget</u>
1001	43790	714	560627	General Fund	DPW - Building Maintenance	Building Materials	(1,730)	-	-	-	-	-
1001	43790	717	560627	General Fund	DPW - Building Maintenance	Building Materials	(424)	-	-	-	-	-
SUB-TOTAL MATERIALS & SUPPLIES							(62,795)	(63,967)	(97,750)	(97,750)	(85,250)	(102,250)
TOTAL EXPENDITURES							(1,287,107)	(1,289,707)	(1,660,796)	(1,660,796)	(1,417,855)	(1,697,471)

(The remainder of this page has been intentionally left blank.)

**VILLAGE OF OAK PARK**  
**FISCAL YEAR 2025 BUDGET**  
**GENERAL FUND - PUBLIC WORKS ENGINEERING**

<u>Fund</u>	<u>Dept</u>	<u>Program</u>	<u>Account</u>	<u>Description</u>	<u>Department</u>	<u>Description</u>	<u>2022</u> <u>Actual</u>	<u>2023</u> <u>Actual</u>	<u>Original</u> <u>2024</u> <u>Budget</u>	<u>Amended</u> <u>2024</u> <u>Budget</u>	<u>Year</u> <u>End</u> <u>Estimate</u>	<u>2025</u> <u>Requested</u> <u>Budget</u>
1001	43700	101	510501	General Fund	DPW - Engineering	Regular Salaries	(76,098)	(83,831)	(88,335)	(88,335)	(73,769)	(118,015)
1001	43700	722	510501	General Fund	DPW - Engineering	Regular Salaries	(39,782)	(31,255)	-	-	-	-
1001	43700	723	510501	General Fund	DPW - Engineering	Regular Salaries	(140,336)	(130,918)	(325,139)	(125,233)	(120,948)	(70,474)
1001	43700	777	510501	General Fund	DPW - Engineering	Regular Salaries	(36,366)	(88,474)	-	-	-	-
1001	43700	101	510503	General Fund	DPW - Engineering	Overtime	-	-	-	-	-	-
1001	43700	101	510515	General Fund	DPW - Engineering	Comp Time	(100)	-	-	-	-	-
SUB-TOTAL PERSONNEL SERVICES							(292,683)	(334,478)	(413,474)	(213,568)	(194,717)	(188,489)
1001	43700	101	510519	General Fund	DPW - Engineering	Vacation Time Payout	-	-	-	-	(11,397)	-
1001	43700	101	520520	General Fund	DPW - Engineering	Life Insurance Expense	(37)	(37)	(47)	(47)	(36)	(65)
1001	43700	722	520520	General Fund	DPW - Engineering	Life Insurance Expense	(9)	(9)	-	-	-	-
1001	43700	723	520520	General Fund	DPW - Engineering	Life Insurance Expense	(103)	(102)	(270)	(270)	(99)	(47)
1001	43700	777	520520	General Fund	DPW - Engineering	Life Insurance Expense	(47)	(47)	-	-	-	-
1001	43700	101	520521	General Fund	DPW - Engineering	Health Insurance Expense	(12,186)	(5,847)	(12,112)	(11,664)	(1,000)	(18,402)
1001	43700	722	520521	General Fund	DPW - Engineering	Health Insurance Expense	(8,598)	(4,379)	-	-	-	-
1001	43700	723	520521	General Fund	DPW - Engineering	Health Insurance Expense	(17,281)	(14,694)	(66,137)	(18,401)	(8,956)	(9,201)
1001	43700	777	520521	General Fund	DPW - Engineering	Health Insurance Expense	(4,355)	(5,158)	-	-	-	-
1001	43700	101	520522	General Fund	DPW - Engineering	Social Security Expense	(4,386)	(4,981)	(5,477)	(5,477)	(4,481)	(7,317)
1001	43700	722	520522	General Fund	DPW - Engineering	Social Security Expense	(2,189)	(1,788)	-	-	-	-
1001	43700	723	520522	General Fund	DPW - Engineering	Social Security Expense	(8,225)	(7,752)	(20,159)	(20,159)	(7,964)	(4,369)
1001	43700	777	520522	General Fund	DPW - Engineering	Social Security Expense	(2,144)	(5,403)	-	-	-	-
1001	43700	101	520523	General Fund	DPW - Engineering	Medicare Expense	(1,026)	(1,165)	(1,281)	(1,281)	(1,048)	(1,711)
1001	43700	722	520523	General Fund	DPW - Engineering	Medicare Expense	(512)	(418)	-	-	-	-
1001	43700	723	520523	General Fund	DPW - Engineering	Medicare Expense	(1,923)	(1,813)	(4,715)	(4,715)	(1,863)	(1,022)
1001	43700	777	520523	General Fund	DPW - Engineering	Medicare Expense	(502)	(1,264)	-	-	-	-
1001	43700	101	520527	General Fund	DPW - Engineering	IMRF Contributions	(4,084)	(1,984)	(2,286)	(2,286)	(1,690)	(3,560)
1001	43700	722	520527	General Fund	DPW - Engineering	IMRF Contributions	(2,147)	(853)	-	-	-	-
1001	43700	723	520527	General Fund	DPW - Engineering	IMRF Contributions	(7,520)	(3,574)	(10,274)	(10,274)	(3,613)	(2,460)
1001	43700	777	520527	General Fund	DPW - Engineering	IMRF Contributions	(2,406)	(2,411)	-	-	-	-
SUB-TOTAL FRINGE BENEFITS							(79,680)	(63,679)	(122,758)	(74,574)	(42,147)	(48,154)
1001	43700	723	530650	General Fund	DPW - Engineering	Conferences Training	(149)	(249)	(6,500)	(6,500)	(1,500)	(3,000)
1001	43700	101	530667	General Fund	DPW - Engineering	External Support	(177,006)	(129,336)	(175,000)	(246,972)	(246,972)	(225,000)
1001	43700	723	530667	General Fund	DPW - Engineering	External Support	(31,062)	(172,059)	(60,000)	(313,366)	(328,223)	(425,000)
SUB-TOTAL CONTRACTUAL SERVICES							(208,217)	(301,644)	(241,500)	(566,838)	(576,695)	(653,000)
1001	43700	722	550601	General Fund	DPW - Engineering	Printing	-	-	(800)	(800)	-	(800)

VILLAGE OF OAK PARK  
FISCAL YEAR 2025 BUDGET  
GENERAL FUND - PUBLIC WORKS ENGINEERING

<u>Fund</u>	<u>Dept</u>	<u>Program</u>	<u>Account</u>	<u>Description</u>	<u>Department</u>	<u>Description</u>	<u>2022</u> <u>Actual</u>	<u>2023</u> <u>Actual</u>	<u>Original</u> <u>2024</u> <u>Budget</u>	<u>Amended</u> <u>2024</u> <u>Budget</u>	<u>Year</u> <u>End</u> <u>Estimate</u>	<u>2025</u> <u>Requested</u> <u>Budget</u>
1001	43700	723	550602	General Fund	DPW - Engineering	Membership Dues	(325)	(678)	(1,680)	(1,680)	(265)	(1,400)
1001	43700	101	550603	General Fund	DPW - Engineering	Postage	(585)	(597)	(3,000)	(3,000)	-	(3,000)
1001	43700	723	550603	General Fund	DPW - Engineering	Postage	(159)	(1,978)	(3,000)	(3,000)	-	(3,000)
1001	43700	723	550663	General Fund	DPW - Engineering	Software License Updates	(18,098)	-	-	-	-	-
1001	43700	101	550671	General Fund	DPW - Engineering	Office Machine Service	-	-	-	-	-	-
1001	43700	101	560620	General Fund	DPW - Engineering	Office Supplies	(70)	(82)	(400)	(400)	-	(400)
1001	43700	722	560620	General Fund	DPW - Engineering	Office Supplies	-	-	(450)	(450)	-	(450)
1001	43700	101	560631	General Fund	DPW - Engineering	Operational Supplies	-	-	-	-	-	-
1001	43700	101	560730	General Fund	DPW - Engineering	Reference Material	-	-	-	-	-	-
1001	43700	723	560730	General Fund	DPW - Engineering	Reference Material	(419)	(75)	(500)	(500)	-	-
SUB-TOTAL MATERIALS & SUPPLIES							(19,656)	(3,410)	(9,830)	(9,830)	(265)	(9,050)
TOTAL EXPENDITURES							(600,236)	(703,211)	(787,562)	(864,810)	(813,824)	(898,693)

*(The remainder of this page has been intentionally left blank.)*

VILLAGE OF OAK PARK  
FISCAL YEAR 2025 BUDGET  
GENERAL FUND - PUBLIC WORKS FLEET OPERATIONS

<u>Fund</u>	<u>Dept</u>	<u>Program</u>	<u>Account</u>	<u>Description</u>	<u>Department</u>	<u>Description</u>	<u>2022</u> <u>Actual</u>	<u>2023</u> <u>Actual</u>	<u>Original</u> <u>2024</u> <u>Budget</u>	<u>Amended</u> <u>2024</u> <u>Budget</u>	<u>Year</u> <u>End</u> <u>Estimate</u>	<u>2025</u> <u>Requested</u> <u>Budget</u>
1001	43900	101	510501	General Fund	DPW - Fleet Operations	Regular Salaries	(198,695)	(222,074)	(228,902)	(228,902)	(222,629)	(229,399)
1001	43900	731	510501	General Fund	DPW - Fleet Operations	Regular Salaries	(88,899)	(97,795)	(94,331)	(94,331)	(99,181)	(98,688)
1001	43900	732	510501	General Fund	DPW - Fleet Operations	Regular Salaries	(144,108)	(157,507)	(161,847)	(161,847)	(162,356)	(170,994)
1001	43900	733	510501	General Fund	DPW - Fleet Operations	Regular Salaries	(170,796)	(186,677)	(191,819)	(191,819)	(192,422)	(202,660)
1001	43900	734	510501	General Fund	DPW - Fleet Operations	Regular Salaries	(106,748)	(116,674)	(119,887)	(119,887)	(120,264)	(126,662)
1001	43900	101	510503	General Fund	DPW - Fleet Operations	Overtime	(414)	(4,433)	(10,000)	(10,000)	(3,553)	-
1001	43900	731	510503	General Fund	DPW - Fleet Operations	Overtime	(548)	(2,330)	-	-	(1,499)	-
1001	43900	732	510503	General Fund	DPW - Fleet Operations	Overtime	(925)	(3,931)	-	-	(2,530)	-
1001	43900	733	510503	General Fund	DPW - Fleet Operations	Overtime	(1,267)	(5,387)	-	-	(3,467)	-
1001	43900	734	510503	General Fund	DPW - Fleet Operations	Overtime	(685)	(2,912)	-	-	(1,873)	-
1001	43900	101	510515	General Fund	DPW - Fleet Operations	Comp Time	(644)				(2,371)	(10,000)
1001	43900	731	510515	General Fund	DPW - Fleet Operations	Comp Time	(99)	(151)	-	-	(541)	-
1001	43900	732	510515	General Fund	DPW - Fleet Operations	Comp Time	(167)	(255)	-	-	(913)	-
1001	43900	733	510515	General Fund	DPW - Fleet Operations	Comp Time	(229)	(350)	-	-	(1,251)	-
1001	43900	734	510515	General Fund	DPW - Fleet Operations	Comp Time	(124)	(189)	-	-	(676)	-
1001	43900	101	510518	General Fund	DPW - Fleet Operations	Seasonal Employees	-	-	-	-	-	-
SUB-TOTAL PERSONNEL SERVICES							(714,346)	(800,665)	(806,786)	(806,786)	(815,526)	(838,403)
1001	43900	101	510506	General Fund	DPW - Fleet Operations	Equip Allow (Auto,Phone,Tools)	(1,505)	(1,505)	(1,504)	(1,504)	(1,804)	(1,778)
1001	43900	731	510506	General Fund	DPW - Fleet Operations	Equip Allow (Auto,Phone,Tools)	(800)	(960)	(1,000)	(1,000)	(1,248)	(1,248)
1001	43900	732	510506	General Fund	DPW - Fleet Operations	Equip Allow (Auto,Phone,Tools)	(1,350)	(1,620)	(2,000)	(2,000)	(2,106)	(2,106)
1001	43900	733	510506	General Fund	DPW - Fleet Operations	Equip Allow (Auto,Phone,Tools)	(1,850)	(2,220)	(2,000)	(2,000)	(2,886)	(2,886)
1001	43900	734	510506	General Fund	DPW - Fleet Operations	Equip Allow (Auto,Phone,Tools)	(1,000)	(1,200)	(1,000)	(1,000)	(1,560)	(1,560)
1001	43900	731	520515	General Fund	DPW - Fleet Operations	Health Insurance Opt-Out	-	-	-	-	-	-
1001	43900	101	510519	General Fund	DPW - Fleet Operations	Vacation Time Payout	(822)	-	-	-	(3,128)	-
1001	43900	101	520520	General Fund	DPW - Fleet Operations	Life Insurance Expense	(187)	(186)	(186)	(186)	(182)	(186)
1001	43900	731	520520	General Fund	DPW - Fleet Operations	Life Insurance Expense	(104)	(92)	(119)	(119)	(86)	(119)
1001	43900	732	520520	General Fund	DPW - Fleet Operations	Life Insurance Expense	(175)	(155)	(201)	(201)	(144)	(201)
1001	43900	733	520520	General Fund	DPW - Fleet Operations	Life Insurance Expense	(207)	(184)	(238)	(238)	(170)	(238)
1001	43900	734	520520	General Fund	DPW - Fleet Operations	Life Insurance Expense	(129)	(115)	(149)	(149)	(107)	(149)
1001	43900	101	520521	General Fund	DPW - Fleet Operations	Health Insurance Expense	(41,109)	(48,834)	(50,700)	(50,700)	(50,638)	(51,967)
1001	43900	731	520521	General Fund	DPW - Fleet Operations	Health Insurance Expense	(18,421)	(16,350)	(21,613)	(21,613)	(16,627)	(17,412)
1001	43900	732	520521	General Fund	DPW - Fleet Operations	Health Insurance Expense	(31,085)	(27,591)	(36,472)	(36,472)	(28,058)	(29,383)
1001	43900	733	520521	General Fund	DPW - Fleet Operations	Health Insurance Expense	(36,842)	(32,700)	(43,226)	(43,226)	(33,253)	(34,824)
1001	43900	734	520521	General Fund	DPW - Fleet Operations	Health Insurance Expense	(23,026)	(20,437)	(27,016)	(27,016)	(20,783)	(21,765)
1001	43900	101	520522	General Fund	DPW - Fleet Operations	Social Security Expense	(11,497)	(13,014)	(14,812)	(14,812)	(13,085)	(14,843)
1001	43900	731	520522	General Fund	DPW - Fleet Operations	Social Security Expense	(5,218)	(5,838)	(5,849)	(5,849)	(5,896)	(6,181)
1001	43900	732	520522	General Fund	DPW - Fleet Operations	Social Security Expense	(8,489)	(9,423)	(10,035)	(10,035)	(9,675)	(10,602)
1001	43900	733	520522	General Fund	DPW - Fleet Operations	Social Security Expense	(10,088)	(11,230)	(11,893)	(11,893)	(11,781)	(12,565)

VILLAGE OF OAK PARK  
FISCAL YEAR 2025 BUDGET  
GENERAL FUND - PUBLIC WORKS FLEET OPERATIONS

<u>Fund</u>	<u>Dept</u>	<u>Program</u>	<u>Account</u>	<u>Description</u>	<u>Department</u>	<u>Description</u>	<u>2022</u> <u>Actual</u>	<u>2023</u> <u>Actual</u>	<u>Original</u> <u>2024</u> <u>Budget</u>	<u>Amended</u> <u>2024</u> <u>Budget</u>	<u>Year</u> <u>End</u> <u>Estimate</u>	<u>2025</u> <u>Requested</u> <u>Budget</u>
1001	43900	734	520522	General Fund	DPW - Fleet Operations	Social Security Expense	(6,288)	(6,980)	(7,433)	(7,433)	(7,167)	(7,853)
1001	43900	101	520523	General Fund	DPW - Fleet Operations	Medicare Expense	(2,689)	(3,044)	(3,319)	(3,319)	(3,060)	(3,326)
1001	43900	731	520523	General Fund	DPW - Fleet Operations	Medicare Expense	(1,220)	(1,365)	(1,368)	(1,368)	(1,379)	(1,445)
1001	43900	732	520523	General Fund	DPW - Fleet Operations	Medicare Expense	(1,985)	(2,204)	(2,347)	(2,347)	(2,263)	(2,479)
1001	43900	733	520523	General Fund	DPW - Fleet Operations	Medicare Expense	(2,359)	(2,626)	(2,781)	(2,781)	(2,755)	(2,939)
1001	43900	734	520523	General Fund	DPW - Fleet Operations	Medicare Expense	(1,471)	(1,632)	(1,738)	(1,738)	(1,676)	(1,837)
1001	43900	101	520527	General Fund	DPW - Fleet Operations	IMRF Contributions	(10,689)	(5,882)	(6,728)	(6,728)	(5,779)	(7,448)
1001	43900	731	520527	General Fund	DPW - Fleet Operations	IMRF Contributions	(4,742)	(2,738)	(2,981)	(2,981)	(2,768)	(3,479)
1001	43900	732	520527	General Fund	DPW - Fleet Operations	IMRF Contributions	(7,738)	(4,414)	(5,114)	(5,114)	(4,533)	(5,968)
1001	43900	733	520527	General Fund	DPW - Fleet Operations	IMRF Contributions	(9,181)	(5,253)	(6,061)	(6,061)	(5,503)	(7,073)
1001	43900	734	520527	General Fund	DPW - Fleet Operations	IMRF Contributions	(5,731)	(3,270)	(3,788)	(3,788)	(3,358)	(4,421)
1001	43900	731	520537	General Fund	DPW - Fleet Operations	HSA Employer Expense	-	(403)	(384)	(384)	-	(384)
1001	43900	732	520537	General Fund	DPW - Fleet Operations	HSA Employer Expense	-	(677)	(648)	(648)	-	(648)
1001	43900	733	520537	General Fund	DPW - Fleet Operations	HSA Employer Expense	-	(800)	(768)	(768)	-	(768)
1001	43900	734	520537	General Fund	DPW - Fleet Operations	HSA Employer Expense	-	(501)	(480)	(480)	-	(480)
SUB-TOTAL FRINGE BENEFITS							(247,998)	(235,443)	(275,951)	(275,951)	(243,458)	(260,561)
1001	43900	101	530650	General Fund	DPW - Fleet Operations	Conferences Training	(6,383)	(9,678)	(11,395)	(11,395)	(11,395)	(11,475)
1001	43900	101	530667	General Fund	DPW - Fleet Operations	External Support	(9,540)	(172,131)	(184,250)	(184,250)	(184,250)	(224,250)
1001	43900	731	530667	General Fund	DPW - Fleet Operations	External Support	(57,792)	-	-	-	-	-
1001	43900	732	530667	General Fund	DPW - Fleet Operations	External Support	(29,508)	-	-	-	-	-
1001	43900	733	530667	General Fund	DPW - Fleet Operations	External Support	(9,356)	-	-	-	-	-
1001	43900	734	530667	General Fund	DPW - Fleet Operations	External Support	(1,348)	-	-	-	-	-
SUB-TOTAL CONTRACTUAL SERVICES							(113,926)	(181,809)	(195,645)	(195,645)	(195,645)	(235,725)
1001	43900	733	540693	General Fund	DPW - Fleet Operations	Natural Gas	-	-	-	-	-	-
1001	43900	734	540693	General Fund	DPW - Fleet Operations	Natural Gas	-	-	-	-	-	-
1001	43900	101	550601	General Fund	DPW - Fleet Operations	Printing	-	-	-	-	-	-
1001	43900	101	550602	General Fund	DPW - Fleet Operations	Membership Dues	(1,213)	(1,587)	(3,762)	(3,762)	(3,762)	(3,838)
1001	43900	101	550603	General Fund	DPW - Fleet Operations	Postage	(1,036)	(703)	(1,200)	(1,200)	(1,000)	(1,200)
1001	43900	101	550605	General Fund	DPW - Fleet Operations	Travel & Mileage Reimbursement	(178)	(407)	(500)	(500)	(500)	(500)
1001	43900	101	550632	General Fund	DPW - Fleet Operations	Laundry Service	(5,705)	(6,000)	(6,700)	(6,700)	(6,700)	(7,000)
1001	43900	101	550652	General Fund	DPW - Fleet Operations	Legal Postings and Doc. Fees	(84)	(250)	(250)	(250)	(100)	(250)
1001	43900	101	550671	General Fund	DPW - Fleet Operations	Office Machine Service	(1,938)	(2,172)	(4,000)	(4,000)	(3,000)	-
1001	43900	101	560620	General Fund	DPW - Fleet Operations	Office Supplies	(1,498)	(1,328)	(1,500)	(1,500)	(1,500)	(2,000)
1001	43900	101	560625	General Fund	DPW - Fleet Operations	Clothing	(1,526)	(1,654)	(1,500)	(1,500)	-	(1,700)
1001	43900	713	560627	General Fund	DPW - Fleet Operations	Building Materials	-	-	-	-	-	-
1001	43900	101	560631	General Fund	DPW - Fleet Operations	Operational Supplies	(13,086)	(23,725)	(28,000)	(28,000)	(28,000)	(26,000)
1001	43900	101	560636	General Fund	DPW - Fleet Operations	Fuel	-	(385,323)	(500,000)	(500,000)	(400,000)	(450,000)

VILLAGE OF OAK PARK  
FISCAL YEAR 2025 BUDGET  
GENERAL FUND - PUBLIC WORKS FLEET OPERATIONS

<u>Fund</u>	<u>Dept</u>	<u>Program</u>	<u>Account</u>	<u>Description</u>	<u>Department</u>	<u>Description</u>	<u>2022 Actual</u>	<u>2023 Actual</u>	<u>Original 2024 Budget</u>	<u>Amended 2024 Budget</u>	<u>Year End Estimate</u>	<u>2025 Requested Budget</u>
1001	43900	731	560636	General Fund	DPW - Fleet Operations	Fuel	(69,244)	-	-	-	-	-
1001	43900	732	560636	General Fund	DPW - Fleet Operations	Fuel	(141,494)	-	-	-	-	-
1001	43900	733	560636	General Fund	DPW - Fleet Operations	Fuel	(117,573)	-	-	-	-	-
1001	43900	734	560636	General Fund	DPW - Fleet Operations	Fuel	(128,809)	-	-	-	-	-
1001	43900	101	560637	General Fund	DPW - Fleet Operations	Vehicle Equipment Parts	189	(275,069)	(275,000)	(275,000)	(275,000)	(275,000)
1001	43900	101	560637	General Fund	DPW - Fleet Operations	Vehicle Equipment Parts	-	-	-	-	-	-
1001	43900	731	560637	General Fund	DPW - Fleet Operations	Vehicle Equipment Parts	(41,806)	-	-	-	-	-
1001	43900	732	560637	General Fund	DPW - Fleet Operations	Vehicle Equipment Parts	(68,749)	-	-	-	-	-
1001	43900	733	560637	General Fund	DPW - Fleet Operations	Vehicle Equipment Parts	(84,164)	-	-	-	-	-
1001	43900	734	560637	General Fund	DPW - Fleet Operations	Vehicle Equipment Parts	(35,458)	-	-	-	-	-
1001	43900	101	560644	General Fund	DPW - Fleet Operations	Lubricants	-	(11,153)	(12,000)	(12,000)	(12,000)	(12,000)
1001	43900	731	560644	General Fund	DPW - Fleet Operations	Lubricants	(3,884)	-	-	-	-	-
1001	43900	732	560644	General Fund	DPW - Fleet Operations	Lubricants	(2,261)	-	-	-	-	-
1001	43900	733	560644	General Fund	DPW - Fleet Operations	Lubricants	(2,993)	-	-	-	-	-
1001	43900	734	560644	General Fund	DPW - Fleet Operations	Lubricants	(3,006)	-	-	-	-	-
SUB-TOTAL MATERIALS & SUPPLIES							(725,517)	(709,371)	(834,412)	(834,412)	(731,562)	(779,488)
1001	43900	101	570720	General Fund	DPW - Fleet Operations	Computer Equipment	-	-	-	-	-	-
SUB-TOTAL CAPITAL OUTLAY							-	-	-	-	-	-
TOTAL EXPENDITURES							(1,801,788)	(1,927,288)	(2,112,794)	(2,112,794)	(1,986,191)	(2,114,177)



VILLAGE OF OAK PARK  
FISCAL YEAR 2025 BUDGET  
GENERAL FUND - PUBLIC WORKS FORESTRY

<u>Fund</u>	<u>Dept</u>	<u>Program</u>	<u>Account</u>	<u>Description</u>	<u>Department</u>	<u>Description</u>	<u>2022 Actual</u>	<u>2023 Actual</u>	<u>Original 2024 Budget</u>	<u>Amended 2024 Budget</u>	<u>Year End Estimate</u>	<u>2025 Requested Budget</u>
1001	43800	101	510501	General Fund	DPW - Forestry	Regular Salaries	(159,522)	(313,036)	(311,193)	(311,193)	(289,758)	(383,706)
1001	43800	741	510501	General Fund	DPW - Forestry	Regular Salaries	(80,618)	-	-	-	-	-
1001	43800	101	510503	General Fund	DPW - Forestry	Overtime	(1,986)	(1,808)	-	-	(1,765)	-
1001	43800	741	510503	General Fund	DPW - Forestry	Overtime	-	-	-	-	-	-
1001	43800	101	510518	General Fund	DPW - Forestry	Seasonal Employees	-	-	-	-	-	-
SUB-TOTAL PERSONNEL SERVICES							(242,126)	(314,844)	(311,193)	(311,193)	(291,523)	(383,706)
1001	43800	101	510506	General Fund	DPW - Forestry	Equip Allow (Auto,Phone,Tools)	-	-	-	-	-	-
1001	43800	101	510519	General Fund	DPW - Forestry	Vacation Time Payout	-	-	-	-	-	-
1001	43800	101	520520	General Fund	DPW - Forestry	Life Insurance Expense	(94)	(270)	(363)	(363)	(244)	(446)
1001	43800	741	520520	General Fund	DPW - Forestry	Life Insurance Expense	(112)	-	-	-	-	-
1001	43800	101	520521	General Fund	DPW - Forestry	Health Insurance Expense	(43,625)	(79,230)	(92,699)	(92,699)	(86,312)	(111,953)
1001	43800	741	520521	General Fund	DPW - Forestry	Health Insurance Expense	(15,632)	-	-	-	-	-
1001	43800	101	520522	General Fund	DPW - Forestry	Social Security Expense	(9,180)	(18,053)	(19,294)	(19,294)	(16,661)	(23,790)
1001	43800	741	520522	General Fund	DPW - Forestry	Social Security Expense	(4,758)	-	-	-	-	-
1001	43800	101	520523	General Fund	DPW - Forestry	Medicare Expense	(2,147)	(4,222)	(4,512)	(4,512)	(3,896)	(5,564)
1001	43800	741	520523	General Fund	DPW - Forestry	Medicare Expense	(1,113)	-	-	-	-	-
1001	43800	101	520527	General Fund	DPW - Forestry	IMRF Contributions	(8,495)	(7,862)	(9,328)	(9,328)	(7,959)	(12,833)
1001	43800	741	520527	General Fund	DPW - Forestry	IMRF Contributions	(4,282)	-	-	-	-	-
1001	43800	741	520515	General Fund	DPW - Forestry	Health Insurance Opt-out	(400)	-	-	-	-	-
SUB-TOTAL FRINGE BENEFITS							(89,837)	(109,637)	(126,196)	(126,196)	(115,072)	(154,586)
1001	43800	101	530650	General Fund	DPW - Forestry	Conferences Training	(3,334)	(5,000)	(5,000)	(5,000)	(5,000)	(5,000)
1001	43800	742	530660	General Fund	DPW - Forestry	General Contractuals	(308,698)	-	-	-	-	-
1001	43800	101	530667	General Fund	DPW - Forestry	External Support	(18,449)	(779,915)	(1,068,000)	(1,068,000)	(1,068,000)	(1,078,000)
1001	43800	178	530667	General Fund	DPW - Forestry	External Support	-	-	-	-	-	-
1001	43800	741	530667	General Fund	DPW - Forestry	External Support	(394,832)	-	-	-	-	-
SUB-TOTAL CONTRACTUAL SERVICES							(725,312)	(784,915)	(1,073,000)	(1,073,000)	(1,073,000)	(1,083,000)
1001	43800	101	540691	General Fund	DPW - Forestry	Water Charges	-	-	-	-	-	-
1001	43800	742	540691	General Fund	DPW - Forestry	Water Charges	(50,137)	(16,370)	(20,000)	(20,000)	(20,000)	(20,000)
1001	43800	101	540690	General Fund	DPW - Forestry	Telecommunication Charges	-	-	-	-	-	-
1001	43800	101	550602	General Fund	DPW - Forestry	Membership Dues	(1,835)	(3,250)	(3,370)	(3,370)	(3,370)	(3,500)
1001	43800	101	550603	General Fund	DPW - Forestry	Postage	(190)	(172)	(500)	(500)	(500)	(500)
1001	43800	101	550632	General Fund	DPW - Forestry	Laundry Service	-	-	-	-	-	-
1001	43800	101	550652	General Fund	DPW - Forestry	Legal Postings and Doc. Fees	(301)	(336)	(400)	(400)	(400)	(400)
1001	43800	101	550663	General Fund	DPW - Forestry	Software License Updates	-	-	-	-	-	-

VILLAGE OF OAK PARK  
FISCAL YEAR 2025 BUDGET  
GENERAL FUND - PUBLIC WORKS FORESTRY

<u>Fund</u>	<u>Dept</u>	<u>Program</u>	<u>Account</u>	<u>Description</u>	<u>Department</u>	<u>Description</u>	<u>2022 Actual</u>	<u>2023 Actual</u>	<u>Original 2024 Budget</u>	<u>Amended 2024 Budget</u>	<u>Year End Estimate</u>	<u>2025 Requested Budget</u>
1001	43800	741	550673	General Fund	DPW - Forestry	Repairs	-	-	-	-	-	-
1001	43800	101	560625	General Fund	DPW - Forestry	Clothing	(2,966)	(2,911)	(3,000)	(3,000)	(3,000)	(4,000)
1001	43800	101	560631	General Fund	DPW - Forestry	Operational Supplies	(9,733)	(11,756)	(12,000)	(12,000)	(12,000)	(14,000)
1001	43800	742	560631	General Fund	DPW - Forestry	Operational Supplies	-	-	-	-	-	-
1001	43800	741	560670	General Fund	DPW - Forestry	Equipment Rental	-	-	-	-	-	-
SUB-TOTAL MATERIALS & SUPPLIES							(65,162)	(34,795)	(39,270)	(39,270)	(39,270)	(42,400)
1001	43800	101	570720	General Fund	DPW - Forestry	Computer Equipment	-	-	-	-	-	-
SUB-TOTAL CAPITAL OUTLAY							-	-	-	-	-	-
TOTAL EXPENDITURES							(1,122,437)	(1,244,191)	(1,549,659)	(1,549,659)	(1,518,865)	(1,663,692)

*(The remainder of this page has been intentionally left blank.)*

VILLAGE OF OAK PARK  
FISCAL YEAR 2025 BUDGET

GENERAL FUND - PUBLIC WORKS STREET LIGHTING

<u>Fund</u>	<u>Dept</u>	<u>Program</u>	<u>Account</u>	<u>Description</u>	<u>Department</u>	<u>Description</u>	<u>2022</u> <u>Actual</u>	<u>2023</u> <u>Actual</u>	<u>Original</u> <u>2024</u> <u>Budget</u>	<u>Amended</u> <u>2024</u> <u>Budget</u>	<u>Year</u> <u>End</u> <u>Estimate</u>	<u>2025</u> <u>Requested</u> <u>Budget</u>
1001	43720	101	510501	General Fund	DPW - Street Lighting	Regular Salaries	-	-	-	-	-	-
1001	43720	751	510501	General Fund	DPW - Street Lighting	Regular Salaries	-	-	-	-	-	-
1001	43720	752	510501	General Fund	DPW - Street Lighting	Regular Salaries	-	-	-	-	-	-
1001	43720	753	510501	General Fund	DPW - Street Lighting	Regular Salaries	-	-	-	-	-	-
1001	43720	101	510503	General Fund	DPW - Street Lighting	Overtime	-	-	-	-	-	-
1001	43720	751	510503	General Fund	DPW - Street Lighting	Overtime	-	-	-	-	-	-
1001	43720	752	510503	General Fund	DPW - Street Lighting	Overtime	-	-	-	-	-	-
1001	43720	753	510503	General Fund	DPW - Street Lighting	Overtime	-	-	-	-	-	-
SUB-TOTAL PERSONNEL SERVICES							-	-	-	-	-	-
1001	43720	101	520515	General Fund	DPW - Street Lighting	Health Insurance Opt Out	-	(100)	-	-	-	-
1001	43720	753	510519	General Fund	DPW - Street Lighting	Vacation Time Payout	-	-	-	-	-	-
1001	43720	752	510519	General Fund	DPW - Street Lighting	Vacation Time Payout	-	-	-	-	-	-
1001	43720	101	510519	General Fund	DPW - Street Lighting	Vacation Time Payout	-	-	-	-	-	-
1001	43720	751	510519	General Fund	DPW - Street Lighting	Vacation Time Payout	-	-	-	-	-	-
1001	43720	101	520520	General Fund	DPW - Street Lighting	Life Insurance Expense	-	-	-	-	-	-
1001	43720	751	520520	General Fund	DPW - Street Lighting	Life Insurance Expense	-	-	-	-	-	-
1001	43720	752	520520	General Fund	DPW - Street Lighting	Life Insurance Expense	-	-	-	-	-	-
1001	43720	753	520520	General Fund	DPW - Street Lighting	Life Insurance Expense	-	-	-	-	-	-
1001	43720	101	520521	General Fund	DPW - Street Lighting	Health Insurance Expense	-	-	-	-	-	-
1001	43720	751	520521	General Fund	DPW - Street Lighting	Health Insurance Expense	-	-	-	-	-	-
1001	43720	752	520521	General Fund	DPW - Street Lighting	Health Insurance Expense	-	-	-	-	-	-
1001	43720	753	520521	General Fund	DPW - Street Lighting	Health Insurance Expense	-	-	-	-	-	-
1001	43720	101	520522	General Fund	DPW - Street Lighting	Social Security Expense	-	(6)	-	-	-	-
1001	43720	751	520522	General Fund	DPW - Street Lighting	Social Security Expense	-	-	-	-	-	-
1001	43720	752	520522	General Fund	DPW - Street Lighting	Social Security Expense	-	-	-	-	-	-
1001	43720	753	520522	General Fund	DPW - Street Lighting	Social Security Expense	-	-	-	-	-	-
1001	43720	101	520523	General Fund	DPW - Street Lighting	Medicare Expense	-	(1)	-	-	-	-
1001	43720	751	520523	General Fund	DPW - Street Lighting	Medicare Expense	-	-	-	-	-	-
1001	43720	752	520523	General Fund	DPW - Street Lighting	Medicare Expense	-	-	-	-	-	-
1001	43720	753	520523	General Fund	DPW - Street Lighting	Medicare Expense	-	-	-	-	-	-
1001	43720	101	520527	General Fund	DPW - Street Lighting	IMRF Contributions	-	(3)	-	-	-	-
1001	43720	751	520527	General Fund	DPW - Street Lighting	IMRF Contributions	-	-	-	-	-	-
1001	43720	752	520527	General Fund	DPW - Street Lighting	IMRF Contributions	-	-	-	-	-	-
1001	43720	753	520527	General Fund	DPW - Street Lighting	IMRF Contributions	-	-	-	-	-	-
SUB-TOTAL FRINGE BENEFITS							-	(110)	-	-	-	-

VILLAGE OF OAK PARK  
FISCAL YEAR 2025 BUDGET  
GENERAL FUND - PUBLIC WORKS STREET LIGHTING

<u>Fund</u>	<u>Dept</u>	<u>Program</u>	<u>Account</u>	<u>Description</u>	<u>Department</u>	<u>Description</u>	<u>2022 Actual</u>	<u>2023 Actual</u>	<u>Original 2024 Budget</u>	<u>Amended 2024 Budget</u>	<u>Year End Estimate</u>	<u>2025 Requested Budget</u>
1001	43720	101	530650	General Fund	DPW - Street Lighting	Conferences Training	(2,472)	(320)	(3,000)	(3,000)	(3,000)	(3,500)
1001	43720	751	530660	General Fund	DPW - Street Lighting	General Contractuals	(45,885)	-	-	-	-	-
1001	43720	752	530660	General Fund	DPW - Street Lighting	General Contractuals	(10,000)	-	-	-	-	-
1001	43720	753	530660	General Fund	DPW - Street Lighting	General Contractuals	(56,844)	-	-	-	-	-
1001	43720	101	530667	General Fund	DPW - Street Lighting	External Support	-	(121,914)	(178,000)	(178,000)	(178,000)	(180,000)
1001	43720	200	530667	General Fund	DPW - Street Lighting	External Support	-	-	-	-	-	-
1001	43720	751	540692	General Fund	DPW - Street Lighting	Electricity	-	-	-	-	-	-
SUB-TOTAL CONTRACTUAL SERVICES							(115,201)	(122,234)	(181,000)	(181,000)	(181,000)	(183,500)
1001	43720	101	550602	General Fund	DPW - Street Lighting	Membership Dues	(200)	(200)	(250)	(250)	(250)	(350)
1001	43720	101	550632	General Fund	DPW - Street Lighting	Laundry Service	-	-	-	-	-	-
1001	43720	753	550671	General Fund	DPW - Street Lighting	Office Machine Service	(2,889)	-	-	-	-	-
1001	43720	752	550673	General Fund	DPW - Street Lighting	Repairs	(306)	(1,111)	(2,500)	(2,500)	(2,500)	(2,500)
1001	43720	753	550673	General Fund	DPW - Street Lighting	Repairs	(161)	-	-	-	-	-
1001	43720	101	560625	General Fund	DPW - Street Lighting	Clothing	(1,090)	(1,716)	(2,500)	(2,500)	(2,500)	(2,800)
1001	43720	101	560631	General Fund	DPW - Street Lighting	Operational Supplies	-	(61,491)	(100,000)	(100,000)	(100,000)	(115,000)
1001	43720	200	560631	General Fund	DPW - Street Lighting	Operational Supplies	-	-	-	-	-	-
1001	43720	751	560631	General Fund	DPW - Street Lighting	Operational Supplies	(973)	-	-	-	-	-
1001	43720	752	560631	General Fund	DPW - Street Lighting	Operational Supplies	370	-	-	-	-	-
1001	43720	753	560631	General Fund	DPW - Street Lighting	Operational Supplies	(1,000)	-	-	-	-	-
1001	43720	751	560633	General Fund	DPW - Street Lighting	Roadway Maintenance	(42,817)	-	-	-	-	-
1001	43720	752	560633	General Fund	DPW - Street Lighting	Roadway Maintenance	(9,411)	-	-	-	-	-
SUB-TOTAL MATERIALS & SUPPLIES							(58,477)	(64,518)	(105,250)	(105,250)	(105,250)	(120,650)
1001	43720	751	570710	General Fund	DPW - Street Lighting	Equipment	-	-	-	-	-	-
TOTAL EXPENDITURES							(173,678)	(186,862)	(286,250)	(286,250)	(286,250)	(304,150)

VILLAGE OF OAK PARK  
FISCAL YEAR 2025 BUDGET  
GENERAL FUND - PUBLIC WORKS STREET SERVICES

<u>Fund</u>	<u>Dept</u>	<u>Program</u>	<u>Account</u>	<u>Description</u>	<u>Department</u>	<u>Description</u>	<u>2022</u> <u>Actual</u>	<u>2023</u> <u>Actual</u>	<u>Original</u> <u>2024</u> <u>Budget</u>	<u>Amended</u> <u>2024</u> <u>Budget</u>	<u>Year</u> <u>End</u> <u>Estimate</u>	<u>2025</u> <u>Requested</u> <u>Budget</u>
1001	43740	101	510501	General Fund	DPW - Street Services	Regular Salaries	(175,843)	(187,832)	(193,706)	(193,706)	(190,070)	(205,355)
1001	43740	761	510501	General Fund	DPW - Street Services	Regular Salaries	(9,472)	(9,128)	-	-	-	-
1001	43740	764	510501	General Fund	DPW - Street Services	Regular Salaries	-	-	-	-	-	-
1001	43740	765	510501	General Fund	DPW - Street Services	Regular Salaries	0	-	-	-	-	-
1001	43740	766	510501	General Fund	DPW - Street Services	Regular Salaries	(75,944)	(96,144)	(85,708)	(85,708)	(102,751)	(58,644)
1001	43740	101	510503	General Fund	DPW - Street Services	Overtime	-	-	-	-	-	-
1001	43740	761	510503	General Fund	DPW - Street Services	Overtime	-	-	-	-	-	-
1001	43740	764	510503	General Fund	DPW - Street Services	Overtime	-	-	-	-	-	-
1001	43740	765	510503	General Fund	DPW - Street Services	Overtime	(37,002)	(23,551)	-	-	-	-
1001	43740	766	510503	General Fund	DPW - Street Services	Overtime	-	-	-	-	-	-
1001	43740	101	510518	General Fund	DPW - Street Services	Seasonal Employees	-	-	-	-	-	-
SUB-TOTAL PERSONNEL SERVICES							(298,261)	(316,655)	(279,414)	(279,414)	(292,821)	(263,999)
1001	43740	101	510506	General Fund	DPW - Street Services	Equip Allow (Auto,Phone,Tools)	(156)	-	-	-	-	-
1001	43740	761	510519	General Fund	DPW - Street Services	Vacation Time Payout	(717)	-	-	-	-	-
1001	43740	101	520520	General Fund	DPW - Street Services	Life Insurance Expense	(164)	(186)	(186)	(186)	(182)	(186)
1001	43740	761	520520	General Fund	DPW - Street Services	Life Insurance Expense	-	-	-	-	-	-
1001	43740	764	520520	General Fund	DPW - Street Services	Life Insurance Expense	-	-	-	-	-	-
1001	43740	765	520520	General Fund	DPW - Street Services	Life Insurance Expense	-	-	-	-	-	-
1001	43740	766	520520	General Fund	DPW - Street Services	Life Insurance Expense	(64)	(60)	(126)	(126)	(56)	(51)
1001	43740	101	520521	General Fund	DPW - Street Services	Health Insurance Expense	(28,512)	(44,212)	(45,617)	(45,617)	(50,638)	(51,967)
1001	43740	761	520521	General Fund	DPW - Street Services	Health Insurance Expense	-	-	-	-	-	-
1001	43740	765	520521	General Fund	DPW - Street Services	Health Insurance Expense	-	-	-	-	-	-
1001	43740	766	520521	General Fund	DPW - Street Services	Health Insurance Opt Out	(14,507)	(19,295)	(21,430)	(21,430)	(19,014)	(7,859)
1001	43740	761	520515	General Fund	DPW - Street Services	Health Insurance Opt Out	-	-	-	-	-	-
1001	43740	765	520515	General Fund	DPW - Street Services	Health Insurance Opt Out	-	-	-	-	-	-
1001	43740	101	520522	General Fund	DPW - Street Services	Social Security Expense	(10,461)	(10,997)	(12,010)	(12,010)	(10,859)	(12,732)
1001	43740	761	520522	General Fund	DPW - Street Services	Social Security Expense	(621)	(555)	-	-	-	-
1001	43740	764	520522	General Fund	DPW - Street Services	Social Security Expense	-	-	-	-	-	-
1001	43740	765	520522	General Fund	DPW - Street Services	Social Security Expense	(448)	(1,397)	-	-	-	-
1001	43740	766	520522	General Fund	DPW - Street Services	Social Security Expense	(4,713)	(5,699)	(5,314)	(5,314)	(6,037)	(3,636)
1001	43740	101	520523	General Fund	DPW - Street Services	Medicare Expense	(2,446)	(2,572)	(2,809)	(2,809)	(2,540)	(2,978)
1001	43740	761	520523	General Fund	DPW - Street Services	Medicare Expense	(145)	(130)	-	-	-	-
1001	43740	764	520523	General Fund	DPW - Street Services	Medicare Expense	-	-	-	-	-	-
1001	43740	765	520523	General Fund	DPW - Street Services	Medicare Expense	(105)	(327)	-	-	-	-
1001	43740	766	520523	General Fund	DPW - Street Services	Medicare Expense	(1,102)	(1,333)	(1,243)	(1,243)	(1,412)	(850)
1001	43740	101	520527	General Fund	DPW - Street Services	IMRF Contributions	(9,247)	(4,727)	(5,616)	(5,616)	(4,967)	(6,609)

VILLAGE OF OAK PARK  
FISCAL YEAR 2025 BUDGET

GENERAL FUND - PUBLIC WORKS STREET SERVICES

<u>Fund</u>	<u>Dept</u>	<u>Program</u>	<u>Account</u>	<u>Description</u>	<u>Department</u>	<u>Description</u>	<u>2022 Actual</u>	<u>2023 Actual</u>	<u>Original 2024 Budget</u>	<u>Amended 2024 Budget</u>	<u>Year End Estimate</u>	<u>2025 Requested Budget</u>
1001	43740	761	520527	General Fund	DPW - Street Services	IMRF Contributions	(541)	(249)	-	-	-	-
1001	43740	764	520527	General Fund	DPW - Street Services	IMRF Contributions	-	-	-	-	-	-
1001	43740	765	520527	General Fund	DPW - Street Services	IMRF Contributions	(303)	(643)	-	-	-	-
1001	43740	766	520527	General Fund	DPW - Street Services	IMRF Contributions	(4,249)	(2,631)	(2,708)	(2,708)	(2,805)	(2,047)
SUB-TOTAL FRINGE BENEFITS							(78,502)	(95,013)	(97,059)	(97,059)	(98,510)	(88,915)
1001	43740	101	530650	General Fund	DPW - Street Services	Conferences Training	(3,955)	(1,850)	(7,000)	(7,000)	(7,000)	(7,000)
1001	43740	761	530660	General Fund	DPW - Street Services	General Contractuals	(91,393)	(151,683)	(165,000)	(165,000)	(165,000)	(175,000)
1001	43740	765	530660	General Fund	DPW - Street Services	General Contractuals	-	-	-	-	-	-
1001	43740	200	530667	General Fund	DPW - Street Services	External Support	-	-	-	-	-	-
1001	43740	761	530667	General Fund	DPW - Street Services	External Support	-	-	-	-	-	-
1001	43740	765	530667	General Fund	DPW - Street Services	External Support	(31,790)	(7,594)	(87,000)	(87,000)	(87,000)	(89,000)
SUB-TOTAL CONTRACTUAL SERVICES							(127,137)	(161,127)	(259,000)	(259,000)	(259,000)	(271,000)
1001	43740	101	550602	General Fund	DPW - Street Services	Membership Dues	(200)	(200)	(200)	(200)	(200)	(200)
1001	43740	101	550632	General Fund	DPW - Street Services	Laundry Service	(2,073)	-	-	-	-	-
1001	43740	761	550673	General Fund	DPW - Street Services	Repairs	-	(941)	(1,000)	(1,000)	(1,000)	(1,000)
1001	43740	101	560620	General Fund	DPW - Street Services	Office Supplies	(175)	-	-	-	-	-
1001	43740	101	560625	General Fund	DPW - Street Services	Clothing	(3,500)	(4,893)	(7,500)	(7,500)	(7,500)	(7,500)
1001	43740	200	560631	General Fund	DPW - Street Services	Operational Supplies	-	-	-	-	-	-
1001	43740	761	560631	General Fund	DPW - Street Services	Operational Supplies	(7,802)	(13,100)	(20,000)	(20,000)	(20,000)	(20,000)
1001	43740	765	560631	General Fund	DPW - Street Services	Operational Supplies	(1,340)	(2,403)	(2,500)	(2,500)	(2,500)	(2,500)
1001	43740	761	560633	General Fund	DPW - Street Services	Roadway Maintenance	-	-	-	-	-	-
1001	43740	765	560633	General Fund	DPW - Street Services	Roadway Maintenance	-	-	-	-	-	-
1001	43740	761	560634	General Fund	DPW - Street Services	Sign Replacement	(36,841)	(40,594)	(60,000)	(60,000)	(60,000)	(60,000)
1001	43740	761	570710	General Fund	DPW - Street Services	Equipment	(1,807)	-	-	-	-	-
SUB-TOTAL MATERIALS & SUPPLIES							(53,737)	(62,131)	(91,200)	(91,200)	(91,200)	(91,200)
TOTAL EXPENDITURES							(557,636)	(634,926)	(726,673)	(726,673)	(741,531)	(715,114)

## OFFICE OF THE VILLAGE CLERK DEPARTMENT

---

*Mission Statement - **Our Purpose** is to keep official records in an independently managed and publicly accessible elected office. **Our Business** is to provide meticulous and professional records management, and to facilitate public participation in open government. **Our Values** are to provide gracious, diplomatic customer service, and serve with fairness and accuracy.*

### EXECUTIVE OVERVIEW

#### DEPARTMENTAL SUMMARY

The Office of the Village Clerk records the proceedings of all Village Board meetings, including committee and special meetings; maintains all official records of the Village Board (including minutes and ordinances), is the keeper of the Village Seal; and monitors Village compliance with the Open Meetings Act and Freedom of Information Act. The Village Clerk's office also serves as the local election authority and registrar for voters.

The statutory requirements of the Village Clerk's Office include:

- Attend all meetings of the Corporate Authorities (Village Board) and keep a full journal of its proceedings. 65 ILCS 5/3.1-35-90(a).
- Keep the corporate seal of the Village, and keep all books, records, ordinances, resolutions, and papers belonging to the Village, the custody and control of which are not given to other officers.
- Prepare for and supervise all Village elections. 65 ILCS 5/1-1.8.
- Issue all notices under the Open Meetings Act, including the annual notice and notices of special meetings. 5 ILCS 120/2.02(a).
- Administer oaths. 65 ILCS 5/5-3-9.
- Administer the Freedom of Information Act and the Local Records Act, which provides for the preservation and destruction of public records. 5 ILCS 140/3.5; 50 ILCS 205/4.
- Manage all reports, filings, notices and publications made on behalf of the Village, including the filing of a certified copy of the tax levy ordinance, copies of annexation or disconnection ordinances, copies of subdivision plats and other documents with the county clerk and county recorder. 65 ILCS 5/5-3-2.
- Prepare a certification of the authenticity of the annual report and further attest that it was published or posted as required by state statute. 50 ILCS 305/1.
- Receive service of process in litigation filed against the Village. 735 ILCS 5/2-211.

Under the Village Code, Oak Park has designated the Village Clerk's Office to:

- Receive and maintain all disclosure statements for conflict of interest and code of ethics for elected and appointed officers of the Village.
- Work with the Citizen Involvement Commission in order to foster citizen participation on various boards, commissions, and committees of the Village.

## **2025 WORK PLAN**

### **Key Projects in Support of Board Goals**

#### **COMMUNITY AFFORDABILITY**

- Provide on and off-site notary services at no cost.
- Offer a variety of services for voter registration to ensure accessibility.

#### **COMMUNITY HEALTH & SAFETY**

- Offer programs and events within the community and amongst Village employees, which promote positive health and wellness through physical activity.

#### **RACIAL EQUITY**

- Continue to collaborate with the Office of Diversity, Equity and Inclusion.

#### **VIBRANT, DIVERSE, CONNECTED NEIGHBORHOODS**

- Host community education and/or recreation events.
- Create programming which encourages civic engagement and participation in local government.
- Engage youth at the elementary through high school level.

#### **SUSTAINABILITY & RESILIENCY**

- Digitize Village archives, including ordinances, resolutions, Board of Trustees meeting agendas and minutes to promote transparency, as well as create efficiencies within the Freedom of Information Act Request process.



## Department Baseline Service Levels, Goals and Initiatives

Village Clerk's Office 1001.41100.101
---------------------------------------

### **MINUTES AND RECORDS MANAGEMENT**

The Office of the Village Clerk will continue to prepare minutes for all Village of Oak Park Regular, Special and Committee Board meetings and Executive sessions. Minutes, records, resolutions, proclamations, ordinances, and Village Board approved agreements will be maintained in the Office of the Village Clerk.

### **ADVISORY BOARDS, COMMITTEES AND COMMISSIONS**

The Office of the Village Clerk will process applications and maintain membership records for all advisory boards, committees and commissions. The Village Clerk serves as the Staff Liaison to the Citizen Involvement Commission.

### **LOCAL ELECTION AUTHORITY, VOTER REGISTRATION, AND OATH OF OFFICE**

The Office of the Village Clerk is the local election authority and registrar. The Clerk's Office hosts voter registration events throughout the community. The Office of the Village Clerk administers the official oath and performs the swearing-in ceremony for all newly appointed and elected officials, police officers, and firefighters/paramedics.

### **NOTARY SERVICES AND ADDITIONAL SERVICES TO THE COMMUNITY**

The Village Clerk's Office provides free notary services. A vast amount of community members are supported by phone, email and in-person by the Office of the Village Clerk.

*(The remainder of this page has been intentionally left blank.)*

## **2024 ACCOMPLISHMENTS**

### **Key Projects in Support of Board Goals**

#### **COMMUNITY AFFORDABILITY**

- Provided on and off-site notary services at no cost.
- Offered a variety of services for voter registration to ensure accessibility.

#### **RACIAL EQUITY**

- Collaborated with the Office of Diversity, Equity and Inclusion to coordinate multi-cultural special events and prepare proclamations to recognize and be inclusive of Oak Park's diverse community.
- Coordinated the inaugural Resource Fair with numerous community organizations and partners to participate at the Juneteenth Cookout.

#### **VIBRANT, DIVERSE, CONECTED NEIGHBORHOODS**

- In collaboration with the Citizen Involvement Commission, the Office of the Village Clerk increased civic engagement and recruitment from all sectors of the community for advisory boards, commissions and committees.
- Hosted Neighborhood Clean-Up event with community members, elected officials and staff in celebration of Earth Month and National Volunteer Month.
- Engaged students at the Oak Park and River Forest High School Service Learning Fair.
- Created a youth Junior Deputy Clerk pilot program for elementary school students to participate in civic engagement throughout the summer months.

#### **SUSTAINABLE FUTURE**

- Continued to implement the Granicus Boards & Commission Suite by developing and executing an onboarding processes for Staff Liaisons and Advisory Commission Chairs. The Office of the Village Clerk collaborated with the Human Resources department to roll out a new online Learning Management System (LMS) to onboard all advisory commission, committee, and board members.
- Issued the Request for Proposal (RFP) to digitize archived documents within the Office of the Village Clerk dating back to 1902, and collaborating with the Information Technology department to make the documents accessible to the public.

## **Department Baseline Service Levels and Goals**

### **MINUTES AND RECORDS MANAGEMENT**

The Office of the Village Clerk prepares minutes for all Village of Oak Park Regular, Special and Committee Board meetings and Executive sessions. Minutes, records, resolutions, proclamations, ordinances, and Village Board approved agreements are maintained in the Office of the Village Clerk.

- Completed meeting minutes for 58 Board of Trustees and Committee Meetings, and Citizen Involvement Commission meetings
- Codified approximately 32 ordinances

### **ADVISORY BOARDS, COMMITTEES AND COMMISSIONS**

The Office of the Village Clerk accepts applications and maintains membership records for 19 advisory boards, committees and commissions. The Village Clerk serves as the Staff Liaison to the Citizen Involvement Commission.

### **LOCAL ELECTION AUTHORITY, VOTER REGISTRATION, AND OATH OF OFFICE**

The Office of the Village Clerk is the local election authority and registrar. The Clerk's Office hosts voter registration events throughout the community. The Office of the Village Clerk administers the official oath and performs the swearing-in ceremony for all newly appointed and elected officials, police officers, firefighters/paramedics, and other applicable positions.

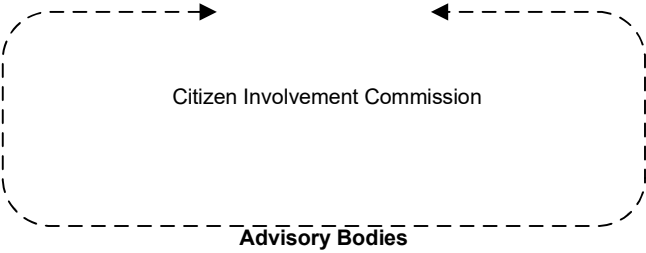
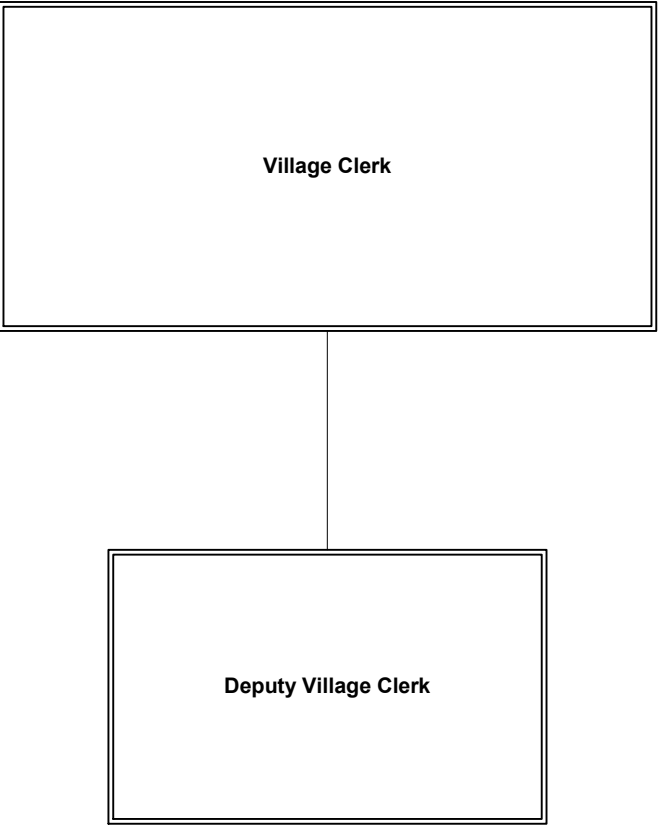
- Hosted early voting at Village Hall for the March Presidential Primary (2,502 voters) and the November Presidential Election (TBD) for Suburban Cook County voters
- Hosted 12 voter registration events
- Performed 30 swearing-in ceremonies

### **NOTARY SERVICES AND COMMUNITY SERVICE**

The Village Clerk's Office provided free notary services to approximately 10 residents a month and assisted 200 members of the public with access to Village records and services.

- Notarized approximately 75 documents

*(The remainder of this page has been intentionally left blank.)*



VILLAGE OF OAK PARK  
FISCAL YEAR 2025 BUDGET  
GENERAL FUND - VILLAGE CLERK'S OFFICE

<u>Fund</u>	<u>Dept</u>	<u>Program</u>	<u>Account</u>	<u>Description</u>	<u>Department</u>	<u>Description</u>	<u>2022 Actual</u>	<u>2023 Actual</u>	<u>Approved 2024 Budget</u>	<u>Amended 2024 Budget</u>	<u>Year End Estimate</u>	<u>2025 Requested Budget</u>
1001	41100	101	510501	General Fund	Village Clerk's Office (VCO)	Regular Salaries	(141,108)	(135,371)	(145,964)	(145,964)	(135,296)	(176,783)
						SUB-TOTAL PERSONNEL SERVICES	(141,108)	(135,371)	(145,964)	(145,964)	(135,296)	(176,783)
1001	41100	101	520520	General Fund	Village Clerk's Office (VCO)	Life Insurance Expense	(172)	(93)	(186)	(186)	(91)	(186)
1001	41100	101	520521	General Fund	Village Clerk's Office (VCO)	Health Insurance Expense	(31,399)	(35,984)	(38,070)	(38,070)	(38,656)	(39,726)
1001	41100	101	520522	General Fund	Village Clerk's Office (VCO)	Social Security Expense	(8,273)	(7,940)	(9,050)	(9,050)	(7,801)	(10,961)
1001	41100	101	520523	General Fund	Village Clerk's Office (VCO)	Medicare Expense	(1,935)	(1,857)	(2,116)	(2,116)	(1,823)	(2,563)
1001	41100	101	520527	General Fund	Village Clerk's Office (VCO)	IMRF Contributions	(7,672)	(3,730)	(4,612)	(4,612)	(3,693)	(6,170)
1001	41100	101	520515	General Fund	Village Clerk's Office (VCO)	Health Insurance Opt-out	(1,563)	-	-	-	-	-
						SUB-TOTAL FRINGE BENEFITS	(51,013)	(49,604)	(54,034)	(54,034)	(52,064)	(59,606)
1001	41100	101	530650	General Fund	Village Clerk's Office (VCO)	Conferences Training	(395)	(764)	(2,800)	(2,800)	(2,800)	(6,000)
1001	41100	101	530658	General Fund	Village Clerk's Office (VCO)	Temporary Services	-	-	-	-	-	-
1001	41100	101	530667	General Fund	Village Clerk's Office (VCO)	External Support	(19,311)	(22,547)	(74,500)	(74,500)	(37,000)	(84,710)
1001	41100	101	560662	General Fund	Village Clerk's Office (VCO)	Boards Commissions Support	-	-	-	-	-	(1,500)
						SUB-TOTAL CONTRACTUAL SERVICES	(19,706)	(23,311)	(77,300)	(77,300)	(39,800)	(92,210)
1001	41100	101	550601	General Fund	Village Clerk's Office (VCO)	Printing	(106)	(166)	(150)	(150)	(150)	(250)
1001	41100	101	550602	General Fund	Village Clerk's Office (VCO)	Membership Dues	(115)	(435)	(560)	(560)	(535)	(660)
1001	41100	101	550603	General Fund	Village Clerk's Office (VCO)	Postage	(141)	(45)	(200)	(200)	(150)	(200)
1001	41100	101	550604	General Fund	Village Clerk's Office (VCO)	Freight & Shipping Expense	-	-	-	-	-	-
1001	41100	101	550605	General Fund	Village Clerk's Office (VCO)	Travel & Mileage Reimbursement	-	(199)	(500)	(500)	(190)	(350)
1001	41100	101	550606	General Fund	Village Clerk's Office (VCO)	Books & Subscriptions	-	-	-	-	-	-
1001	41100	101	550652	General Fund	Village Clerk's Office (VCO)	Legal Postings and Doc. Fees	-	-	(600)	(600)	-	(400)
1001	41100	101	550666	General Fund	Village Clerk's Office (VCO)	Public Information	-	-	-	-	-	(1,500)
1001	41100	101	560620	General Fund	Village Clerk's Office (VCO)	Office Supplies	(2,285)	(1,932)	(2,000)	(2,000)	(2,000)	(2,060)
1001	41100	101	560638	General Fund	Village Clerk's Office (VCO)	Special Evenys	-	-	-	-	-	(15,000)
1001	41100	101	560625	General Fund	Village Clerk's Office (VCO)	Clothing	-	-	-	-	-	(500)
						SUB-TOTAL MATERIALS & SUPPLIES	(2,647)	(2,777)	(4,010)	(4,010)	(3,025)	(20,920)
1001	41100	101	570711	General Fund	Village Clerk's Office (VCO)	Software	(7,095)	-	(6,000)	(6,000)	(7,000)	(8,000)
						SUB-TOTAL CAPITAL OUTLAY	(7,095)	-	(6,000)	(6,000)	(7,000)	(8,000)
						TOTAL EXPENDITURES	(221,569)	(211,063)	(287,308)	(287,308)	(237,185)	(357,519)

## **VILLAGE PRESIDENT & BOARD OF TRUSTEES**

Pursuant to §2-2-4 of the Municipal Code the Village President and Board of Trustees via their legislative authority established under state law are elected by the citizens of Oak Park to establish the policies related to the operation of the Village Government. The Village President and Board of Trustees are responsible for the selection and employment of the Village Manager and annually establish the goals and vision for the organization and authorize the annual budget/appropriations document to support the implementation of these goals.

*(The remainder of this page has been intentionally left blank.)*

**VILLAGE OF OAK PARK  
FISCAL YEAR 2025 BUDGET  
GENERAL FUND - BOARD OF TRUSTEES**

<u>Fund</u>	<u>Dept</u>	<u>Program</u>	<u>Account</u>	<u>Description</u>	<u>Department</u>	<u>Description</u>	<u>2022 Actual</u>	<u>2023 Actual</u>	<u>Approved 2024 Budget</u>	<u>Amended 2024 Budget</u>	<u>Year End Estimate</u>	<u>2025 Requested Budget</u>
1001	41010	101	510501	General Fund	Board of Trustees	Regular Salaries	(113,414)	(114,135)	(115,200)	(115,200)	(115,200)	(154,000)
						SUB-TOTAL PERSONNEL SERVICES	(113,414)	(114,135)	(115,200)	(115,200)	(115,200)	(154,000)
1001	41010	101	520520	General Fund	Board of Trustees	Life Insurance Expense	(94)	(93)	-	-	(70)	(93)
1001	41010	101	520521	General Fund	Board of Trustees	Health Insurance Expense	-	-	-	-	-	-
1001	41010	101	520522	General Fund	Board of Trustees	Social Security Expense	(6,924)	(7,108)	(7,142)	(7,142)	(7,116)	(9,548)
1001	41010	101	520523	General Fund	Board of Trustees	Medicare Expense	(1,619)	(1,662)	(1,670)	(1,670)	(1,664)	(2,233)
1001	41010	101	520527	General Fund	Board of Trustees	IMRF Contributions	-	-	-	-	-	-
						SUB-TOTAL FRINGE BENEFITS	(8,637)	(8,863)	(8,812)	(8,812)	(8,850)	(11,874)
1001	41010	101	530667	General Fund	Board of Trustees	External Support	(11,052)	-	-	-	-	-
1001	41010	101	530655	General Fund	Board of Trustees	Consultant Fees	-	-	(3,000)	(3,000)	(3,000)	(3,000)
1001	41010	101	530650	General Fund	Board of Trustees	Conferences Training	(1,749)	(6,289)	(4,500)	(4,500)	(4,500)	(18,565)
						SUB-TOTAL CONTRACTUAL SERVICES	(12,802)	(6,289)	(7,500)	(7,500)	(7,500)	(21,565)
1001	41010	101	550601	General Fund	Board of Trustees	Printing	(41)	-	(200)	(200)	(200)	(350)
1001	41010	101	550602	General Fund	Board of Trustees	Membership Dues	(7,304)	-	(17,055)	(17,055)	(17,055)	(29,640)
1001	41010	101	550603	General Fund	Board of Trustees	Postage	(56)	(2)	(75)	(75)	(112)	(120)
1001	41010	101	550605	General Fund	Board of Trustees	Travel & Mileage Reimbursement	-	-	(50)	(50)	(50)	(200)
1001	41010	101	550606	General Fund	Board of Trustees	Books & Subscriptions	-	(28)	(300)	(300)	(300)	(200)
1001	41010	101	550656	General Fund	Board of Trustees	Miscellaneous Expense	-	-	(200)	(200)	(200)	(200)
1001	41010	101	560620	General Fund	Board of Trustees	Office Supplies	(435)	(1,730)	(2,500)	(2,500)	(2,500)	(2,700)
1001	41010	101	560625	General Fund	Board of Trustees	Clothing	-	-	(700)	(700)	(700)	(750)
1001	41010	101	560631	General Fund	Board of Trustees	Operational Supplies	-	(1,255)	(3,000)	(3,000)	(3,000)	(21,550)
1001	41010	101	560638	General Fund	Board of Trustees	Special Events	(3,581)	(2,572)	(5,500)	(5,500)	(5,500)	(12,930)
1001	41010	101	560651	General Fund	Board of Trustees	Employee Awards Recognition	-	-	-	-	-	-
						SUB-TOTAL MATERIALS & SUPPLIES	(11,416)	(5,587)	(29,580)	(29,580)	(29,617)	(68,640)
						TOTAL EXPENDITURES	(146,269)	(134,874)	(161,092)	(161,092)	(161,167)	(256,079)

**VILLAGE OF OAK PARK**  
**FISCAL YEAR 2025 BUDGET**  
**GENERAL FUND - VILLAGE MANAGER'S OFFICE**

<u>Fund</u>	<u>Dept</u>	<u>Program</u>	<u>Account</u>	<u>Description</u>	<u>Department</u>	<u>Description</u>	<u>2022</u> <u>Actual</u>	<u>2023</u> <u>Actual</u>	<u>Original</u> <u>2024</u> <u>Budget</u>	<u>Amended</u> <u>2024</u> <u>Budget</u>	<u>Year</u> <u>End</u> <u>Estimate</u>	<u>2025</u> <u>Requested</u> <u>Budget</u>
1001	41020	101	510501	General Fund	Village Manager's Office (VMO)	Regular Salaries	(690,566)	-	(780,707)	(780,707)	-	-
1001	41020	201	510501	General Fund	Village Manager's Office (VMO)	Regular Salaries	-	-	(304,342)	(304,342)	-	-
1001	41020	202	510501	General Fund	Village Manager's Office (VMO)	Regular Salaries	-	-	(333,403)	(333,403)	-	-
1001	41020	202	510503	General Fund	Village Manager's Office (VMO)	Overtime	-	-	-	-	-	-
1001	41020	101	510503	General Fund	Village Manager's Office (VMO)	Overtime	(902)	-	(500)	(500)	-	-
SUB-TOTAL PERSONNEL SERVICES							(691,467)	-	(1,418,952)	(1,418,952)	-	-
1001	41020	101	510506	General Fund	Village Manager's Office (VMO)	Equip Allow (Auto,Phone,Tools)	(2,094)	-	(2,500)	(2,500)	-	-
1001	41020	201	510506	General Fund	Village Manager's Office (VMO)	Equip Allow (Auto,Phone,Tools)	-	-	(936)	(936)	-	-
1001	41020	202	510506	General Fund	Village Manager's Office (VMO)	Equip Allow (Auto,Phone,Tools)	-	-	(504)	(504)	-	-
1001	41020	101	520515	General Fund	Village Manager's Office (VMO)	Health Insurance Opt-out	-	-	-	-	-	-
1001	41020	101	520519	General Fund	Village Manager's Office (VMO)	Vacation Time Payout	-	-	-	-	-	-
1001	41020	101	520520	General Fund	Village Manager's Office (VMO)	Life Insurance Expense	(281)	-	(465)	(465)	-	-
1001	41020	201	520520	General Fund	Village Manager's Office (VMO)	Life Insurance Expense	-	-	(279)	(279)	-	-
1001	41020	202	520520	General Fund	Village Manager's Office (VMO)	Life Insurance Expense	-	-	(372)	(372)	-	-
1001	41020	101	520521	General Fund	Village Manager's Office (VMO)	Health Insurance Expense	(106,541)	-	(151,176)	(151,176)	-	-
1001	41020	201	520521	General Fund	Village Manager's Office (VMO)	Health Insurance Expense	-	-	(70,554)	(70,554)	-	-
1001	41020	202	520521	General Fund	Village Manager's Office (VMO)	Health Insurance Expense	-	-	(94,311)	(94,311)	-	-
1001	41020	101	520522	General Fund	Village Manager's Office (VMO)	Social Security Expense	(37,525)	-	(40,981)	(40,981)	-	-
1001	41020	201	520522	General Fund	Village Manager's Office (VMO)	Social Security Expense	-	-	(18,869)	(18,869)	-	-
1001	41020	202	520522	General Fund	Village Manager's Office (VMO)	Social Security Expense	-	-	(20,671)	(20,671)	-	-
1001	41020	101	520523	General Fund	Village Manager's Office (VMO)	Medicare Expense	(9,558)	-	(11,320)	(11,320)	-	-
1001	41020	201	520523	General Fund	Village Manager's Office (VMO)	Medicare Expense	-	-	(4,413)	(4,413)	-	-
1001	41020	202	520523	General Fund	Village Manager's Office (VMO)	Medicare Expense	-	-	(4,834)	(4,834)	-	-
1001	41020	101	520527	General Fund	Village Manager's Office (VMO)	IMRF Contributions	(36,181)	-	(24,670)	(24,670)	-	-
1001	41020	201	520527	General Fund	Village Manager's Office (VMO)	IMRF Contributions	-	-	(8,827)	(8,827)	-	-
1001	41020	202	520527	General Fund	Village Manager's Office (VMO)	IMRF Contributions	-	-	(10,536)	(10,536)	-	-
1001	41020	101	560651	General Fund	Village Manager's Office (VMO)	Employees Awards Recognition	(9,368)	-	(9,000)	(9,000)	-	-
SUB-TOTAL FRINGE BENEFITS							(201,547)	-	(475,218)	(475,218)	-	-
1001	41020	101	530650	General Fund	Village Manager's Office (VMO)	Conferences Training	(8,784)	-	(26,325)	(26,325)	-	-
1001	41020	201	530650	General Fund	Village Manager's Office (VMO)	Conferences Training	-	-	(5,000)	(5,000)	-	-
1001	41020	202	530650	General Fund	Village Manager's Office (VMO)	Conferences Training	-	-	(12,000)	(12,000)	-	-
1001	41020	101	530651	General Fund	Village Manager's Office (VMO)	Incentives	-	-	-	-	-	-
1001	41020	101	530660	General Fund	Village Manager's Office (VMO)	General Contractuals	-	-	-	-	-	-
1001	41020	201	530660	General Fund	Village Manager's Office (VMO)	General Contractuals	-	-	(30,000)	(30,000)	-	-
1001	41020	202	530660	General Fund	Village Manager's Office (VMO)	General Contractuals	-	-	(120,000)	(120,000)	-	-
1001	41020	101	530662	General Fund	Village Manager's Office (VMO)	Boards Commissions Support	(12,727)	-	(20,000)	(20,000)	-	-
1001	41020	103	530662	General Fund	Village Manager's Office (VMO)	Boards Commissions Support	-	-	-	-	-	-



**VILLAGE OF OAK PARK**  
**FISCAL YEAR 2025 BUDGET**  
**GENERAL FUND - VILLAGE MANAGER'S OFFICE**

<u>Fund</u>	<u>Dept</u>	<u>Program</u>	<u>Account</u>	<u>Description</u>	<u>Department</u>	<u>Description</u>	<u>2022</u> <u>Actual</u>	<u>2023</u> <u>Actual</u>	<u>Original</u> <u>2024</u> <u>Budget</u>	<u>Amended</u> <u>2024</u> <u>Budget</u>	<u>Year</u> <u>End</u> <u>Estimate</u>	<u>2025</u> <u>Requested</u> <u>Budget</u>
1001	41020	321	530662	General Fund	Village Manager's Office (VMO)	Boards Commissions Support	-	-	-	-	-	-
1001	41020	332	530662	General Fund	Village Manager's Office (VMO)	Boards Commissions Support	-	-	-	-	-	-
1001	41020	101	530667	General Fund	Village Manager's Office (VMO)	External Support	(575,236)	-	(502,716)	(502,716)	-	-
1001	41020	201	530667	General Fund	Village Manager's Office (VMO)	External Support	-	-	(30,000)	(30,000)	-	-
1001	41020	202	530667	General Fund	Village Manager's Office (VMO)	External Support	-	-	(69,000)	(69,000)	-	-
1001	41020	101	530687	General Fund	Village Manager's Office (VMO)	Township Interventionist Program	-	-	-	-	-	-
1001	41020	101	530694	General Fund	Village Manager's Office (VMO)	Government Affairs	-	-	(7,500)	(7,500)	-	-
SUB-TOTAL CONTRACTUAL SERVICES							(596,747)	-	(822,541)	(822,541)	-	-
1001	41020	101	550601	General Fund	Village Manager's Office (VMO)	Printing	(100)	-	(3,000)	(3,000)	-	-
1001	41020	201	550601	General Fund	Village Manager's Office (VMO)	Printing	-	-	(5,000)	(5,000)	-	-
1001	41020	202	550601	General Fund	Village Manager's Office (VMO)	Printing	-	-	(31,500)	(31,500)	-	-
1001	41020	101	550602	General Fund	Village Manager's Office (VMO)	Membership Dues	(31,516)	-	(37,400)	(37,400)	-	-
1001	41020	201	550602	General Fund	Village Manager's Office (VMO)	Membership Dues	-	-	(500)	(500)	-	-
1001	41020	202	550602	General Fund	Village Manager's Office (VMO)	Membership Dues	-	-	(1,200)	(1,200)	-	-
1001	41020	101	550603	General Fund	Village Manager's Office (VMO)	Postage	(42)	-	(400)	(400)	-	-
1001	41020	201	550603	General Fund	Village Manager's Office (VMO)	Postage	-	-	(200)	(200)	-	-
1001	41020	202	550603	General Fund	Village Manager's Office (VMO)	Postage	-	-	(29,550)	(29,550)	-	-
1001	41020	101	550605	General Fund	Village Manager's Office (VMO)	Travel & Mileage Reimbursement	-	-	(50)	(50)	-	-
1001	41020	201	550605	General Fund	Village Manager's Office (VMO)	Travel & Mileage Reimbursement	-	-	(1,000)	(1,000)	-	-
1001	41020	202	550605	General Fund	Village Manager's Office (VMO)	Travel & Mileage Reimbursement	-	-	(50)	(50)	-	-
1001	41020	101	550606	General Fund	Village Manager's Office (VMO)	Books & Subscriptions	(113)	-	(400)	(400)	-	-
1001	41020	201	550606	General Fund	Village Manager's Office (VMO)	Books & Subscriptions	-	-	(1,000)	(1,000)	-	-
1001	41020	202	550606	General Fund	Village Manager's Office (VMO)	Books & Subscriptions	-	-	(250)	(250)	-	-
1001	41020	101	560616	General Fund	Village Manager's Office (VMO)	Toner Cartridges	-	-	-	-	-	-
1001	41020	101	560620	General Fund	Village Manager's Office (VMO)	Office Supplies	(3,799)	-	(4,000)	(4,000)	-	-
1001	41020	201	560620	General Fund	Village Manager's Office (VMO)	Office Supplies	-	-	(1,000)	(1,000)	-	-
1001	41020	202	560620	General Fund	Village Manager's Office (VMO)	Office Supplies	-	-	(500)	(500)	-	-
1001	41020	101	560625	General Fund	Village Manager's Office (VMO)	Clothing	-	-	(1,000)	(1,000)	-	-
1001	41020	101	560631	General Fund	Village Manager's Office (VMO)	Operational Supplies	-	-	-	-	-	-
1001	41020	201	560631	General Fund	Village Manager's Office (VMO)	Operational Supplies	-	-	(1,000)	(1,000)	-	-
1001	41020	202	560631	General Fund	Village Manager's Office (VMO)	Operational Supplies	-	-	(7,500)	(7,500)	-	-
1001	41020	101	560638	General Fund	Village Manager's Office (VMO)	Special Events	(4,852)	-	(4,500)	(4,500)	-	-
1001	41020	201	560638	General Fund	Village Manager's Office (VMO)	Special Events	-	-	(70,000)	(70,000)	-	-
SUB-TOTAL MATERIALS & SUPPLIES							(40,421)	-	(201,000)	(201,000)	-	-
1001	41020	202	570710	General Fund	Village Manager's Office (VMO)	Equipment	-	-	(15,000)	(15,000)	-	-
1001	41020	202	570711	General Fund	Village Manager's Office (VMO)	Software	-	-	(3,800)	(3,800)	-	-
SUB-TOTAL CAPITAL OUTLAY							-	-	(18,800)	(18,800)	-	-

VILLAGE OF OAK PARK  
FISCAL YEAR 2025 BUDGET  
GENERAL FUND - VILLAGE MANAGER'S OFFICE

<u>Fund</u>	<u>Dept</u>	<u>Program</u>	<u>Account</u>	<u>Description</u>	<u>Department</u>	<u>Description</u>	<u>2022</u> <u>Actual</u>	<u>2023</u> <u>Actual</u>	<u>Original</u> <u>2024</u> <u>Budget</u>	<u>Amended</u> <u>2024</u> <u>Budget</u>	<u>Year</u> <u>End</u> <u>Estimate</u>	<u>2025</u> <u>Requested</u> <u>Budget</u>
						TOTAL EXPENDITURES	(1,530,182)	-	(2,936,511)	(2,936,511)	-	-

(The remainder of this page has been intentionally left blank.)

## Special Revenue Funds

Special Revenue Funds are isolated from the general operations of the Village. These funds are for the financial management of Village services funded by revenues that have been earmarked for specific purposes. While the use of such revenues is sometimes guided by state and federal requirements, they can also be guided by policy directives from the Village Board of Trustees.

The Village maintains the following Special Revenue Funds:

- American Rescue Plan Fund
- Bullet Proof Vest Grant Fund
- Community Development Block Grant (CDBG) Fund
- Community Development Block Grant Revolving Loan Fund
- Cook County Lead Hazard Prevention Grant Fund
- Earth Fest Fund
- Emergency Solutions Grant Fund
- Farmer's Market Fund
- Federal Recovered Drug Asset Forfeiture (RICO) Fund
- Foreign Fire Insurance Fund
- Health Grant Funds
- Jag Grant
- IL Department of Transportation Grant Fund
- Madison Street Tax Increment Financing District Fund
- Motor Fuel Tax Fund
- Special Services Area (SSA) #1 Fund
- Section 108 Loan Fund
- Special Services Area (SSA) #7
- Special Services Area (SSA) #8
- State Recovered Drug Asset Forfeiture (RICO) Fund
- Sustainability Fund
- Tobacco Enforcement Program Fund
- Travel, Training & Wellness Fund

*(The remainder of this page has been intentionally left blank.)*

## Affordable Housing Fund

### Fund Summary

This Fund tracks developer contributions that the Village uses for affordable housing projects and programs. During Fiscal Year 2022, the Village Board enacted the Housing Trust Fund Ordinance, which established the Housing Trust Fund which provides sustainable financial resources to address the affordable housing needs of eligible households in Oak Park. This is accomplished by preserving and producing affordable housing, providing housing-related financial support and services to eligible households, and providing financial support for not-for-profit organizations that actively address the affordable housing needs of eligible households. In 2023, four projects totaling \$1,484,423 were approved for funding. As of December 31, 2024, those four projects have \$866,439 in unspent funds. Unallocated funds available in the fund as of December 31, 2024 is \$1,963,335.

Description	Award Date	FY	
		Expenditure Year	Affordable Housing
Beginning Balance (Whiteco contribution)			400,000
Contribution from sale of 708-714 Lake St. (District House)	01/09/16	2016	280,000
Contribution from sale of 323-329 Harlem (Lincoln)	06/23/17	2017	744,291
Contribution Lexington Reserve at Oak Park LLC	08/28/18	2018	210,000
Drawdown Housing Forward, Inc. (Flexible Rental Assistance Program)	09/04/18	2018	(230,000)
Drawdown Housing Forward, Inc. 324 N. Austin (Sojourner House)	09/04/18	2018	(268,108)
Drawdown OP Housing Authority 2013	12/31/13	2013	(25,000)
Drawdown OP Housing Authority 2014	12/31/14	2014	(25,000)
Drawdown OP Housing Authority 2015	12/31/15	2015	(35,000)
Drawdown OP Housing Authority 2016	12/31/16	2016	(35,000)
Drawdown OP Housing Authority 2017	12/31/17	2017	(35,000)
Drawdown OP Housing Authority 2018	12/31/18	2018	(35,000)
Drawdown OP Housing Authority 2021	12/31/21	2021	(35,000)
Contribution Madison Apartments- 435 Madison Street	12/31/21	2021	550,000
Drawdown The Community Builders, Oak Park LLC (809 S. Oak Park Ave.)	02/07/19	2019	(500,000)
Reversal Housing Forward, Inc. 324 N. Austin (Carried into FY22)	09/04/18	2022	133,166
<b>Affordable Housing Reserves at 12/31/21</b>			<b>1,094,349</b>
Contribution Lake Street Apartments- 835 Lake Street	12/31/21	2022	1,000,000
Contribution Marion/Pleasant Apartments- 203 Marion	12/31/22	2022	1,600,000
Interest Revenue	12/31/22	2022	32,212
Drawdown Housing Forward, Inc. 324 N. Austin (Sojourner House)	09/04/18	2022	(133,166)
Reversal Housing Forward, Inc. 324 N. Austin (Carried into FY23)	09/04/18	2022	81,910
Drawdown OP Housing Authority 2022	12/31/22	2022	(35,000)
<b>Affordable Housing Reserves at 12/31/22</b>			<b>3,640,305</b>
Drawdown Icon Capital Group, Inc. (Elevator for 855 Lake Street)	12/31/22	2023	(260,000)
Drawdown Housing Forward, Inc. 324 N. Austin (Sojourner House)	09/04/18	2023	(81,910)
Drawdown OP Housing Authority 2023	12/31/23	2023	(35,000)
Drawdown Housing Forward	12/31/23	2023	(219,360)
Drawdown Oak Park Residence Corporation	12/31/23	2023	(450,000)
Drawdown West Cook YMCA	12/31/23	2023	(125,000)
Drawdown Oak Park Homeless Coalition	12/31/23	2023	(125,670)
<b>Affordable Housing Reserves at 12/31/23</b>			<b>2,343,365</b>
Drawdown OP Housing Authority 2024	12/31/24	2024	(35,000)
Drawdown Housing Forward	12/31/24	2024	(219,360)
Drawdown Oak Park Homeless Coalition	12/31/24	2024	(125,670)
<b>Projected Affordable Housing Reserves at 12/31/24</b>			<b>1,963,335</b>
		2025	-
<b>Projected Affordable Housing Reserves at 12/31/25</b>			<b>1,963,335</b>

VILLAGE OF OAK PARK  
FISCAL YEAR 2025 BUDGET  
AFFORDABLE HOUSING FUND

<u>Fund</u>	<u>Dept</u>	<u>Program</u>	<u>Account</u>	<u>Description</u>	<u>Department</u>		<u>Description</u>	<u>2022</u> <u>Actual</u>	<u>2023</u> <u>Actual</u>	<u>2024</u> <u>Approved</u> <u>Budget</u>	<u>Amended</u> <u>2024</u> <u>Budget</u>	<u>2025</u> <u>Proposed</u> <u>Budget</u>
2077	46260	101	441454	Affordable Housing Fund	DCS	Admin	Developer AH Contributions	2,600,000	-	-	-	-
2077	46260	101	461490	Affordable Housing Fund	DCS	Admin	Interest Revenue	32,212	125,663	-	-	-
SUB-TOTAL REVENUES								2,632,212	125,663	-	-	-
2077	46260	101	583670	Affordable Housing Fund	DCS	Admin	Affordable Housing Payments	(86,256)	(414,926)	(1,167,597)	(1,167,597)	-
SUB-TOTAL EXPENDITURES								(86,256)	(414,926)	(1,167,597)	(1,167,597)	-
NET SURPLUS/(DEFICIT)								2,545,956	(289,263)	(1,167,597)	(1,167,597)	-

(The remainder of this page has been intentionally left blank.)

## American Rescue Plan Act Fund

### Fund Summary:

Under the American Rescue Plan Act of 2021, the Village received a total allocation of \$38,984,402. Half of this amount, or \$19,492,201 was distributed to the Village in 2021 and the second half was distributed in June 2022.

These Funds can be spent under the following broad categories:

- 1) Replacing lost revenues for four calendar years (2020, 2021, 2022 and 2023)
- 2) Support public health in response to COVID-19 (i.e. vaccinations, education, rental assistance, business grants/relief)
- 3) Provide for economic mobility by addressing negative economic impacts created by the public health emergency related to COVID-19 (i.e. homelessness)
- 4) Health equity (water, sewer, and broadband infrastructure)

Pursuant to #1 above (lost revenues), once funds have been deemed by the municipality and accepted by the US Treasury as lost revenue, according to Federal guidance, these funds will then become less restrictive with the only spending prohibitions being: 1) using those funds paying for debt service (principal and interest), 2) paying down pension liabilities, 3) payment of legal settlements/judgements, and 4) replenishing financial reserves.

*(The remainder of this page has been intentionally left blank.)*

**VILLAGE OF OAK PARK  
FISCAL YEAR 2025 BUDGET  
AMERICAN RESCUE PLAN FUND (ARP)**

<u>Fund</u>	<u>Dept</u>	<u>Program</u>	<u>Account</u>	<u>Description</u>	<u>Department</u>	<u>Description</u>	<u>2022 Actual</u>	<u>2023 Actual</u>	<u>2024 Approved Budget</u>	<u>Amended 2024 Budget</u>	<u>2025 Proposed Budget</u>
2078	41300	101	431400	American Rescue Fund	Finance	Grant Distribution	8,315,730	7,912,401	100,000	100,000	-
2078	41300	101	461490	American Rescue Fund	Finance	Interest Revenue	173,902	563,453	-	-	-
SUB-TOTAL REVENUE							8,489,632	8,475,855	100,000	100,000	-
2078	44550	618	510501	American Rescue Fund	Health	Regular Salaries	-	-	-	-	-
2078	44550	618	520520	American Rescue Fund	Health	Life Insurance Expense	-	-	-	-	-
2078	44550	618	520521	American Rescue Fund	Health	Health Insurance Expense	-	-	-	-	-
2078	44550	618	520522	American Rescue Fund	Health	Social Security Expense	-	-	-	-	-
2078	44550	618	520523	American Rescue Fund	Health	Medicare Expense	-	-	-	-	-
2078	44550	618	520527	American Rescue Fund	Health	IMRF Contributions	-	-	-	-	-
2078	41300	101	530656	American Rescue Fund	Finance	Contractual Services	(62,975)	-	-	-	-
2078	41300	101	530667	American Rescue Fund	Finance	External Support	(11,500)	(52)	-	(16,448)	-
2078	41300	101	583618	American Rescue Fund	Finance	Beyond Hunger (OPRF Food Pantry)	(64,000)	-	-	-	-
2078	41300	101	583626	American Rescue Fund	Finance	West Cook YMCA Grant	-	(162,114)	(572,512)	(572,512)	-
2078	41300	101	583628	American Rescue Fund	Finance	New Moms Grant	-	(47,500)	(4,270)	(4,270)	-
2078	41300	101	583631	American Rescue Fund	Finance	North Ave OP Area Arts Council Grant	-	(51,500)	(51,600)	(51,600)	-
2078	41300	101	583634	American Rescue Fund	Finance	Park District of Oak Park Grant	(1,000,000)	-	-	-	-
2078	41300	101	583636	American Rescue Fund	Finance	Collaboration for Early Childhood Grant	-	(300,950)	(269,450)	(269,450)	-
2078	41300	101	583637	American Rescue Fund	Finance	Hephzibah Children's Association Grant	(525,000)	-	-	-	-
2078	41300	101	583638	American Rescue Fund	Finance	Wonder Works Childrens Museum of OP Grnt	-	(31,753)	(184,057)	(184,057)	-
2078	41300	101	583639	American Rescue Fund	Finance	Visit Oak Park Grant	(96,000)	(96,000)	-	-	-
2078	41300	101	583641	American Rescue Fund	Finance	Frank Lloyd Wright Trust Grant	(180,000)	-	-	-	-
2078	41300	101	583642	American Rescue Fund	Finance	Ernest Hemingway Foundation Grant	(140,000)	-	-	-	-
2078	41300	101	583643	American Rescue Fund	Finance	Unity Temple Restoration Foundation	(95,000)	48,422	-	-	-
2078	41300	101	583644	American Rescue Fund	Finance	Oak Park Area Arts Council Grant	(220,000)	-	-	-	-
2078	41300	101	583645	American Rescue Fund	Finance	Daycare Business Assistance Grant	-	(371,500)	-	-	-
2078	41300	101	583646	American Rescue Fund	Finance	Housing Forward - Emergency Shelter Grant	-	(143,153)	(229,699)	(229,699)	-
2078	41300	101	583647	American Rescue Fund	Finance	IPLAN Implementation	-	(16,990)	-	-	-
2078	41300	101	583648	American Rescue Fund	Finance	Community Safety RMS/CAD	-	-	(2,950,000)	(2,950,000)	-
2078	41300	101	583649	American Rescue Fund	Finance	DEI Initiatives - Racial Equity Assessment	-	-	(150,000)	(150,000)	-
2078	41300	101	583650	American Rescue Fund	Finance	The Historical Society of OP & RF Grant	-	(58,380)	(471,706)	(471,706)	-
2078	41300	101	583665	American Rescue Fund	Finance	Chronic Disease Fellow - YMCA Project	-	(12,410)	(11,740)	(11,740)	-
2078	41300	101	583668	American Rescue Fund	Finance	Business COVID Compliance Grants	(77,000)	-	-	-	-
2078	41300	101	583669	American Rescue Fund	Finance	DEI Initiatives - Racial Equity Implementation	-	-	(150,000)	(150,000)	-
2078	41300	101	583671	American Rescue Fund	Finance	Housing Forward Wright Inn Renov & Redev	-	-	-	(500,000)	-
2078	41300	101	583672	American Rescue Fund	Finance	Non-Profit PPE Grants	(14,783)	-	-	-	-

2078	41300	101	583673	American Rescue Fund	Finance	Small Bus PPE Grants	(60,927)	-	-	-	-
2078	41300	101	583674	American Rescue Fund	Finance	Rent/Mortgage Grants	(20,000)	-	-	-	-
2078	41300	101	585663	American Rescue Fund	Finance	Public Health COVID-19 Contingency	-	-	-	-	-
2078	41300	101	583675	American Rescue Fund	Finance	Housing Forward	(223,586)	(103,077)	-	(145,749)	-
2078	41300	101	591801	American Rescue Fund	Finance	Interfund Transfer Out General	(3,066,438)	-	(3,000,000)	(3,000,000)	-
2078	41300	101	591895	American Rescue Fund	Finance	Interfund Transfer Out CIP	-	(5,500,000)	-	-	-
2078	41300	101	591860	American Rescue Fund	Finance	Interfund Transfer Out Parking	(2,632,423)	(1,628,896)	(829,820)	(829,820)	-
SUB-TOTAL EXPENDITURES							(8,489,632)	(8,475,855)	(8,874,854)	(9,537,051)	-
NET SURPLUS/(DEFICIT)							(173,902)	(0)	(8,774,854)	(9,437,051)	-

*(The remainder of this page has been intentionally left blank.)*



## **Bullet Proof Vest Grant Fund**

### **Fund Summary:**

The Bullet Proof Vest Grant is a U.S. Department of Justice initiative designed to provide a critical resource to state and local law enforcement. The police department applies for the grant every year to purchase and replace sworn officers' bullet proof vests.

*(The remainder of this page has been intentionally left blank.)*

VILLAGE OF OAK PARK  
FISCAL YEAR 2025 BUDGET  
BULLET PROOF VEST GRANT FUND

<u>Fund</u>	<u>Dept</u>	<u>Program</u>	<u>Account</u>	<u>Description</u>	<u>Department</u>	<u>Description</u>	<u>2022 Actual</u>	<u>2023 Actual</u>	<u>2024 Approved Budget</u>	<u>Amended 2024 Budget</u>	<u>2025 Proposed Budget</u>
2200	42490	101	431400	Bullet Proof Vest Grant	POLICE - Grants	Grant Revenue	3,832	8,528	8,000	8,000	8,000
						SUB-TOTAL REVENUES	3,832	8,528	8,000	8,000	8,000
2200	42490	101	560625	Bullet Proof Vest Grant	POLICE - Grants	Clothing	(3,832)	(8,528)	(8,000)	(8,000)	(8,000)
						SUB-TOTAL EXPENDITURES	(3,832)	(8,528)	(8,000)	(8,000)	(8,000)
						NET SURPLUS/(DEFICIT)	-	-	-	-	-

*(The remainder of this page has been intentionally left blank.)*

## Community Development Block Grant (CDBG)

### Fund Summary

The Community Development Block Grant (CDBG) Program receives revenue from the Federal Department of Housing and Urban Development (HUD). HUD's community development program supports local activities to build stronger communities through activities, which may include infrastructure improvements, economic development, housing rehabilitation and public services.

In program year (PY) 2023 (October 1, 2023 – September 30, 2024) and Village fiscal year 2024 (January 1, 2024 – December 31, 2024), the Village received \$1,539,187 in federal CDBG funding from HUD. Returned funds were allocated to the PY23 budget in the amount of \$1,357,784. The Revolving Loan Fund balance included \$175,000 for a total PY23 budget allocation of \$2,896,971. When returned funds are available from previous HUD allocations they can be allocated to a new program year. In PY2023, additional funds were allocated to Public Works Infrastructure projects. These funds support infrastructure projects that are identified in Low-to-Moderate Income Areas of the Oak Park community.

The total amount of CDBG funds obligated for public services activities must not exceed 15 percent and for administration must not exceed 20 percent of the annual grant allocation. The Village Board approved the allocation of \$230,878 in CDBG funds to 14 non-profit subrecipients who, in turn, funded 15 programs. These 14 non-profit subrecipient organizations have helped to serve thousands of individuals through the following programs:

- The Village's Farmer's Market received \$12,000 in PY23 allocation. CDBG funds are used at the market as a part of a coupon program where SNAP participants receive up to a \$25 match in the form of "LINK bucks" to purchase additional farm-fresh products. It is estimated that over 200 individuals benefited from this program.
- Five non-profit organizations received Public Facility Improvement funds for a total amount of \$218,256. These organizations are located in the Oak Park community and provide services to clients who qualify as low to moderate income (LMI). Eligible activities for facility improvement funds are required to follow HUDs guidelines.
- CDBG funds support infrastructure and housing rehabilitation. Public Works Infrastructure projects this year include: alley, ADA sidewalks and ramps, and water line improvements totaling \$1,400,000. Housing rehabilitation includes: single family rehabilitation, small rental rehabilitation, project implementation, lead hazard reduction, and code enforcement for \$240,000.
- Administration funds helped to Oak Park Homeless Coalition and the CDBG Staff. The total amount of CDBG funds for this activity received \$307,837 to support both programs.

In program year (PY) 2024 (October 1, 2024 – September 30, 2025) and Village fiscal year 2025 (January 1, 2025 – December 31, 2025), the Village will receive \$1,581,724 in federal CDBG funding from HUD. Returned funds were allocated to the PY23 budget in the amount of \$644,558.58. The Revolving Loan Fund balance included \$175,000 for a total PY24 budget allocation of \$2,226,282.58. When returned funds are available, from previous HUD allocations, they can be allocated to a new program year. In PY2024, additional funds were allocated to Public Works Infrastructure projects. These funds support infrastructure projects that are identified in Low-to-Moderate Income Areas of the Oak Park community. The total amount of CDBG funds obligated for public services activities must not exceed 15 percent and for administration must not exceed 20 percent of the annual grant allocation.

In Program Year 2024 CDBG Funds will be used to help accomplish the current 2024-2024 Village Board of

Trustee Goals:

- **Vibrant, Diverse, and Connected Neighborhoods**

- Examine increasing financial and programmatic support for organizations working to assist the unhoused.
- Explore the potential use of any Village satellite office space for street outreach.
- Engage and bridge gaps with private landlords to allow access to available, vacant residential properties in the Village.
- Host community forums to promote education, awareness, and advocacy within the community for residents, social services, and our unhoused population.
- Provide resources to the business communities to ensure they understand how the Village is working to address unhoused residents and panhandling.
- Review policies around unattended belongings and encampments within the community and Village staff engagement with unhoused residents.
- Support the Oak Park Homelessness Coalition in identifying warming and cooling shelters that are accessible throughout the year as inclement weather conditions effect the area.
- Support Housing Forward and the Oak Park Homelessness Coalition to advocate with State Officials and the Homelessness Office for additional resources in the Oak Park community.
- Include support for the unhoused in the Village's alternative mental health call response model.

- **Sustainability & Resiliency:**

Identify, review, and seek Board direction on revenue options for Climate Ready actions, i.e., a) incorporating housing-related actions into CDBG programming; b.) funding transportation-related actions through the motor fuel tax and fee-based EV charging; c.) funding energy-related actions through energy utility revenue; d.) funding Office of Sustainability & Resilience staff personnel costs from the General Fund (outside the Sustainability Fund). Beginning October 1, 2024 there is a new CDBG Initiative for an LMI families to utilize an Energy Efficiency program.

*(The remainder of this page has been intentionally left blank.)*

**VILLAGE OF OAK PARK**  
**FISCAL YEAR 2025 BUDGET**  
**COMMUNITY DEVELOPMENT BLOCK GRANT FUND**

<u>Fund</u>	<u>Dept</u>	<u>Program</u>	<u>Account</u>	<u>Description</u>	<u>Department</u>	<u>Description</u>	<u>2022</u> <u>Actual</u>	<u>2023</u> <u>Actual</u>	<u>2024</u> <u>Approved</u> <u>Budget</u>	<u>Amended</u> <u>2024</u> <u>Budget</u>	<u>2025</u> <u>Proposed</u> <u>Budget</u>
2083	41300	101	441462	Community Dev Block Grant	DCS - Neig. Srv. - CDBG	Miscellaneous Revenue	-	-	-	-	-
2083	46201	101	431401	Community Dev Block Grant	DCS - Neig. Srv. - CDBG	Federal CARES Act Revenue	381,001	37,739	-	-	-
2083	46201	101	431400	Community Dev Block Grant	DCS - Neig. Srv. - CDBG	Grant Revenue	1,620,349	1,366,133	2,996,214	2,996,214	2,226,282
SUB-TOTAL REVENUE							2,001,350	1,403,872	2,996,214	2,996,214	2,226,282
2083	46201	101	510501	Community Dev Block Grant	DCS - Neig. Srv. - CDBG	Regular Salaries	(108,646)	(154,040)	(148,994)	(148,994)	(132,438)
2083	46201	101	510503	Community Dev Block Grant	DCS - Neig. Srv. - CDBG	Overtime	-	-	-	-	-
2083	46201	101	520520	Community Dev Block Grant	DCS - Neig. Srv. - CDBG	Life Insurance Expense	-	-	(186)	(186)	(160)
2083	46201	101	520521	Community Dev Block Grant	DCS - Neig. Srv. - CDBG	Health Insurance Expense	(13,160)	(21,482)	(42,890)	(42,890)	(20,416)
2083	46201	101	520522	Community Dev Block Grant	DCS - Neig. Srv. - CDBG	Social Security Expense	(6,491)	(9,317)	(9,055)	(9,055)	(8,211)
2083	46201	101	520523	Community Dev Block Grant	DCS - Neig. Srv. - CDBG	Medicare Expense	(1,518)	(2,179)	(2,117)	(2,117)	(1,920)
2083	46201	101	520527	Community Dev Block Grant	DCS - Neig. Srv. - CDBG	IMRF Contributions	(5,957)	(4,205)	(12,180)	(12,180)	(4,622)
2083	46201	101	530650	Community Dev Block Grant	DCS - Neig. Srv. - CDBG	Conferences Training	-	-	(20,000)	(20,000)	(20,000)
2083	46201	101	530667	Community Dev Block Grant	DCS - Neig. Srv. - CDBG	External Support	-	-	-	-	(42,218)
2083	46201	101	530675	Community Dev Block Grant	DCS - Neig. Srv. - CDBG	Bank Charges	-	-	-	-	-
2083	46201	101	550601	Community Dev Block Grant	DCS - Neig. Srv. - CDBG	Printing	-	-	(200)	(200)	-
2083	46201	101	550602	Community Dev Block Grant	DCS - Neig. Srv. - CDBG	Membership Dues	-	-	(550)	(550)	(550)
2083	46201	101	550603	Community Dev Block Grant	DCS - Neig. Srv. - CDBG	Postage	(6)	(52)	(500)	(500)	-
2083	46201	101	550605	Community Dev Block Grant	DCS - Neig. Srv. - CDBG	Travel & Mileage Reimbursement	-	-	(250)	(250)	(250)
2083	46201	101	550652	Community Dev Block Grant	DCS - Neig. Srv. - CDBG	Legal Postings and Doc. Fees	-	-	(3,500)	(3,500)	(3,500)
2083	46201	101	560620	Community Dev Block Grant	DCS - Neig. Srv. - CDBG	Office Supplies	-	-	(1,000)	(1,000)	-
2083	46201	101	583600	Community Dev Block Grant	DCS - Neig. Srv. - CDBG	Way Back Inn Facility Improvement	(5,862)	(42,271)	(11,165)	(11,165)	(32,303)
2083	46201	101	583602	Community Dev Block Grant	DCS - Neig. Srv. - CDBG	VOP Administration	(10,472)	(24,702)	-	-	-
2083	46201	101	583604	Community Dev Block Grant	DCS - Neig. Srv. - CDBG	African American Christian Foundation	-	-	-	-	-
2083	46201	101	583605	Community Dev Block Grant	DCS - Neig. Srv. - CDBG	Way Back Inn	(6,149)	(6,798)	(13,007)	(13,007)	(21,250)
2083	46201	101	583608	Community Dev Block Grant	DCS - Neig. Srv. - CDBG	OP Regional Regional Housing Ctr - Fair Housing	(85,650)	(14,342)	(75,000)	(75,000)	-
2083	46201	101	583609	Community Dev Block Grant	DCS - Neig. Srv. - CDBG	CARES Housing Assistance	(253,176)	(5,969)	-	-	-
2083	46201	101	583610	Community Dev Block Grant	DCS - Neig. Srv. - CDBG	CARES Business Assistance	-	-	-	-	-
2083	46201	101	583611	Community Dev Block Grant	DCS - Neig. Srv. - CDBG	CARES Public Services Assistance	(125,606)	(31,770)	-	-	-
2083	46201	101	583616	Community Dev Block Grant	DCS - Neig. Srv. - CDBG	IWS Children's Clinic	(21,375)	(15,750)	(31,250)	(31,250)	(31,250)
2083	46201	101	583617	Community Dev Block Grant	DCS - Neig. Srv. - CDBG	Community Support Services	(8,111)	(9,083)	(15,000)	(15,000)	(15,000)
2083	46201	101	583618	Community Dev Block Grant	DCS - Neig. Srv. - CDBG	Beyond Hunger (OPRF Food Pantry)	(22,001)	(22,500)	(30,000)	(30,000)	(35,947)
2083	46201	101	583619	Community Dev Block Grant	DCS - Neig. Srv. - CDBG	Day Nursery	-	-	-	-	-
2083	46201	101	583621	Community Dev Block Grant	DCS - Neig. Srv. - CDBG	Thrive Counseling Center	(18,223)	(12,750)	-	-	-
2083	46201	101	583622	Community Dev Block Grant	DCS - Neig. Srv. - CDBG	N.A.M.I. Metro Suburban	(11,000)	(11,000)	(13,750)	(13,750)	(13,750)
2083	46201	101	583624	Community Dev Block Grant	DCS - Neig. Srv. - CDBG	Oak-Leyden Developmental Services	-	-	-	-	(48,994)
2083	46201	101	583625	Community Dev Block Grant	DCS - Neig. Srv. - CDBG	UCP Seguin of Greater Chicago	(33,000)	(46,800)	(46,800)	(46,800)	(62,250)
2083	46201	101	583626	Community Dev Block Grant	DCS - Neig. Srv. - CDBG	West Cook YMCA	-	-	-	-	-
2083	46201	101	583628	Community Dev Block Grant	DCS - Neig. Srv. - CDBG	New Moms	(17,000)	(17,375)	(23,125)	(23,125)	(25,000)
2083	46201	101	583629	Community Dev Block Grant	DCS - Neig. Srv. - CDBG	CARES Admin/Implementation	(2,219)	-	-	-	-

VILLAGE OF OAK PARK  
FISCAL YEAR 2025 BUDGET  
COMMUNITY DEVELOPMENT BLOCK GRANT FUND

<u>Fund</u>	<u>Dept</u>	<u>Program</u>	<u>Account</u>	<u>Description</u>	<u>Department</u>	<u>Description</u>	<u>2022</u> <u>Actual</u>	<u>2023</u> <u>Actual</u>	<u>2024</u> <u>Approved</u> <u>Budget</u>	<u>Amended</u> <u>2024</u> <u>Budget</u>	<u>2025</u> <u>Proposed</u> <u>Budget</u>
2083	46201	101	583630	Community Dev Block Grant	DCS - Neig. Srv. - CDBG	VOP Health Department	(18,513)	(7,492)	(15,000)	(15,000)	(15,000)
2083	46201	101	583635	Community Dev Block Grant	DCS - Neig. Srv. - CDBG	VOP Code Enforcement Prop Insp	(80,287)	(76,747)	(93,750)	(93,750)	(93,750)
2083	46201	101	583640	Community Dev Block Grant	DCS - Neig. Srv. - CDBG	Hephzibah Children's Association	(17,500)	(17,213)	(26,250)	(26,250)	(32,500)
2083	46201	101	583651	Community Dev Block Grant	DCS - Neig. Srv. - CDBG	VOP PW Infra - Street Resurfacing	(358,552)	(88,075)	-	-	-
2083	46201	200	583651	Community Dev Block Grant	DCS - Neig. Srv. - CDBG	VOP PW Infra - Street Resurfacing	-	-	-	-	-
2083	46201	101	583653	Community Dev Block Grant	DCS - Neig. Srv. - CDBG	Public Retsrooms	-	-	-	-	-
2083	46201	101	583654	Community Dev Block Grant	DCS - Neig. Srv. - CDBG	VOP PW - Sidewalks II	-	-	-	-	-
2083	46201	101	583655	Community Dev Block Grant	DCS - Neig. Srv. - CDBG	Lead Water Private Service Replacement	-	(60,040)	(100,000)	(100,000)	(100,000)
2083	46201	101	583656	Community Dev Block Grant	DCS - Neig. Srv. - CDBG	VOP PW Infra - ADA Sidewalks	(72,189)	(472,323)	(600,000)	(600,000)	(400,000)
2083	46201	200	583656	Community Dev Block Grant	DCS - Neig. Srv. - CDBG	VOP PW Infra - ADA Sidewalks	-	-	-	-	-
2083	46201	101	583657	Community Dev Block Grant	DCS - Neig. Srv. - CDBG	VOP PW - Alleys	(408,509)	-	(700,000)	(700,000)	(600,000)
2083	46201	200	583657	Community Dev Block Grant	DCS - Neig. Srv. - CDBG	VOP PW - Alleys	-	-	-	-	-
2083	46201	101	583659	Community Dev Block Grant	DCS - Neig. Srv. - CDBG	VOP PW - Water & Sewer	(86,951)	-	-	-	-
2083	46201	101	583660	Community Dev Block Grant	DCS - Neig. Srv. - CDBG	Oak Park Regional Housing Center	(41,933)	(2,364)	-	-	-
2083	46201	101	583676	Community Dev Block Grant	DCS - Neig. Srv. - CDBG	Housing Forward - Planning & Admin.	(11,731)	(19,333)	(50,000)	(50,000)	(50,000)
2083	46201	101	583678	Community Dev Block Grant	DCS - Neig. Srv. - CDBG	Housing Forward - Employment Readiness	(9,559)	(2,129)	-	-	-
2083	46201	101	583680	Community Dev Block Grant	DCS - Neig. Srv. - CDBG	Housing Forward - Interim Housing	(39,394)	(38,964)	(40,000)	(40,000)	(43,750)
2083	46201	101	583681	Community Dev Block Grant	DCS - Neig. Srv. - CDBG	Sarah's Inn	(11,508)	4,635	(15,000)	(15,000)	-
2083	46201	101	583682	Community Dev Block Grant	DCS - Neig. Srv. - CDBG	OP Housing Authority	-	-	-	-	-
2083	46201	101	583688	Community Dev Block Grant	DCS - Neig. Srv. - CDBG	Our Future Reads	(637)	(3,283)	(8,750)	(8,750)	(10,625)
2083	46201	101	583689	Community Dev Block Grant	DCS - Neig. Srv. - CDBG	Y.E.M.B.A.	(5,231)	(16,263)	(26,250)	(26,250)	(33,125)
2083	46201	101	583690	Community Dev Block Grant	DCS - Neig. Srv. - CDBG	Y.E.M.B.A. Public Facility Improvements	(2,800)	(7,200)	(10,000)	(10,000)	(14,800)
2083	46201	101	583697	Community Dev Block Grant	DCS - Neig. Srv. - CDBG	S108 Loan Consultant Fees	-	-	-	-	-
2083	46201	101	585611	Community Dev Block Grant	DCS - Neig. Srv. - CDBG	VOP Lead Hazard Rehabilitation	(28,218)	(71,653)	(81,250)	(81,250)	(81,250)
2083	46201	101	585612	Community Dev Block Grant	DCS - Neig. Srv. - CDBG	Grant Prog.)	(37,485)	(34,080)	(62,500)	(62,500)	(62,500)
2083	46206	101	585613	Community Dev Block Grant	DCS - Neig. Srv. - CDBG	VOPHP Sg FamHousing Rehab Loan	-	-	-	-	-
2083	46201	101	585617	Community Dev Block Grant	DCS - Neig. Srv. - CDBG	VOP HP Small Rental Rehab	(7,463)	(30,475)	(62,500)	(62,500)	(62,500)
2083	46201	101	585618	Community Dev Block Grant	DCS - Neig. Srv. - CDBG	North West Housing Partnership	(7,267)	(5,290)	(8,281)	(8,281)	(10,625)
2083	46201	101	585620	Community Dev Block Grant	DCS - Neig. Srv. - CDBG	Housing Forward Wrap	-	(3,575)	(16,684)	(16,684)	-
2083	46201	101	585621	Community Dev Block Grant	DCS - Neig. Srv. - CDBG	Hephzibah Facility Improvement	-	-	(65,291)	(65,291)	-
2083	46201	101	585622	Community Dev Block Grant	DCS - Neig. Srv. - CDBG	Thrive Counseling Center	-	-	(50,000)	(50,000)	(35,132)
2083	46201	101	585623	Community Dev Block Grant	DCS - Neig. Srv. - CDBG	IWS Children's Clinic	-	-	(35,000)	(35,000)	-
2083	46201	101	585624	Community Dev Block Grant	DCS - Neig. Srv. - CDBG	Easterseals	-	-	(6,250)	(6,250)	(8,750)
SUB-TOTAL EXPENDITURES							(2,001,349)	(1,404,249)	(2,573,275)	(2,573,275)	(2,174,336)
NET SURPLUS/(DEFICIT)							1	(377)	422,939	422,939	51,946

## Community Development Revolving Loan Fund

### Fund Summary

Funding for the Village's Single-Family Rehab Loan Program comes from the Village's Community Development Revolving Loan Fund, which is composed of funds repaid by previous participants in the program. Additionally, the Village offers a grant to homeowners facing lead-based paint hazards, utilizing other Community Development Block Grant (CDBG) funds to remedy the situation. This program helps Village homeowners maintain safe and habitable living conditions while also encouraging community development. By providing a low-interest loan option, the Village can address the needs of homeowners who may otherwise struggle to fund necessary repairs. The Revolving Loan Fund allows for continued investment in the program, ensuring its long-term viability and positive impact on the community. With the help of the CDBG funds, homeowners can rest easy knowing that their living conditions are safe and healthy, contributing to the overall well-being of the Village.

*(The remainder of this page has been intentionally left blank.)*

VILLAGE OF OAK PARK  
FISCAL YEAR 2025 BUDGET  
COMMUNITY DEVELOPMENT LOAN FUND

<u>Fund</u>	<u>Dept</u>	<u>Program</u>	<u>Account</u>	<u>Description</u>	<u>Department</u>	<u>Description</u>	<u>2022</u> <u>Actual</u>	<u>2023</u> <u>Actual</u>	<u>2024</u> <u>Approved</u> <u>Budget</u>	<u>Amended</u> <u>2024</u> <u>Budget</u>	<u>2025</u> <u>Proposed</u> <u>Budget</u>
2020	46206	101	441462	Community Development Loan	DCS - Neighborhood Services	Miscellaneous Revenue	282	470	1,000	1,000	-
2020	46206	101	461450	Community Development Loan	DCS - Neighborhood Services	Loan Interest	-	-	-	-	-
2020	46206	101	461490	Community Development Loan	DCS - Neighborhood Services	Interest Revenue	-	-	-	-	-
SUB-TOTAL REVENUE							282	470	1,000	1,000	-
2020	46206	101	530675	Community Development Loan	DCS - Neighborhood Services	Bank Charges	(329)	(731)	(1,200)	(1,200)	(1,000)
2020	46206	101	585613	Community Development Loan	DCS - Neighborhood Services	Housing Rehab Property Loan	(14,600)	(24,735)	(175,000)	(175,000)	(175,000)
2020	46206	101	550656	Community Development Loan	DCS - Neighborhood Services	Miscellaneous Expense	(94)	-	-	-	-
SUB-TOTAL EXPENDITURES							(15,023)	(25,466)	(176,200)	(176,200)	(176,000)
NET SURPLUS/(DEFICIT)							(14,741)	(24,996)	(175,200)	(175,200)	(176,000)

(The remainder of this page has been intentionally left blank.)



## **Cook County Lead Hazard Prevention Grant Fund**

### **Fund Summary**

The Cook County Board of Commissioners authorized the creation of the Lead Poisoning Prevention Fund that lead to the establishment of a Lead Prevention Program. Funds from the County's Lead Prevention Program are utilized to award grants to provide for the provision of lead mitigation and abatement services to low income applicants in Cook County. The County's Lead Prevention Program (LLP) Grant is administered by the Cook County Department of Public Health Lead Poisoning Prevention and Healthy Homes Unit (LPPHHU).

The Village of Oak Park is a Cook County LLP grant recipient. The Village is responsible for soliciting, receiving, maintaining and documenting its review of all applications for assistance through the LPP Grant Program. The Village's grant award has, over time, been expanded to include outreach and education activities.

The Lead Prevention Program is limited to single family homes or single dwellings within a residential building and is further targeted towards persons at risk. Qualifying residential units must be owned or occupied by low income homeowners with an income of less than 120% AMI (Adjusted Median Income) and be occupied by at least one pregnant woman or occupied by at least one child, six years or younger. Direct lead hazard control actives, as administered and initiated by the Village, can consist of lead abatement or mitigation, lead risk assessments, occupant relocation, and clearance testing.

*(The remainder of this page has been intentionally left blank.)*

VILLAGE OF OAK PARK  
FISCAL YEAR 2025 BUDGET  
COOK COUNTY LEAD HAZARD PREVENTION GRANT

<u>Fund</u>	<u>Dept</u>	<u>Program</u>	<u>Account</u>	<u>Description</u>	<u>Department</u>	<u>Description</u>	<u>2022</u> <u>Actual</u>	<u>2023</u> <u>Actual</u>	<u>2024</u> <u>Approved</u> <u>Budget</u>	<u>Amended</u> <u>2024</u> <u>Budget</u>	<u>2025</u> <u>Proposed</u> <u>Budget</u>
2079	46206	101	441462	Cook County Lead Hazard Prevention DCS	DCS Neighborhood Services	Miscellaneous Revenue	-	-	100,000	100,000	-
SUB-TOTAL REVENUES							-	-	100,000	100,000	-
2079	46206	101	530674	Cook County Lead Hazard Prevention DCS	DCS Neighborhood Services	Admin Fees	-	-	-	-	-
2079	46206	101	585612	Cook County Lead Hazard Prevention DCS	DCS Neighborhood Services	Lead Hazard Control Grants	-	-	(100,000)	(100,000)	-
SUB-TOTAL EXPENDITURES							-	-	(100,000)	(100,000)	-
NET SURPLUS/(DEFICIT)							-	-	-	-	-

(The remainder of this page has been intentionally left blank.)

## Earth Fest

### **Fund Summary:**

The Village hosts an annual special event known as Earth Fest in April. It is held at the Public Works Center and is supported by sponsorships from various local companies and Keep IL Beautiful grant funds when available.

*(The remainder of this page has been intentionally left blank.)*

VILLAGE OF OAK PARK  
FISCAL YEAR 2025 BUDGET  
EARTH FEST FUND

<u>Fund</u>	<u>Dept</u>	<u>Program</u>	<u>Account</u>	<u>Description</u>	<u>Department</u>	<u>Description</u>	<u>2022</u> <u>Actual</u>	<u>2023</u> <u>Actual</u>	<u>2024</u> <u>Approved</u> <u>Budget</u>	<u>Amended</u> <u>2024</u> <u>Budget</u>	<u>2025</u> <u>Proposed</u> <u>Budget</u>
5057	43760	101	491499	Earth Fest	DPW - Environmental Services	Transfer from Other Funds	7,000	-	-	-	-
5057	43760	780	441462	Earth Fest	DPW - Environmental Services	Miscellaneous Revenue	-	-	-	-	-
SUB-TOTAL REVENUE							7,000	-	-	-	-
5057	43760	101	530667	Earth Fest	DPW - Environmental Services	External Support	-	(600)	(5,600)	(5,600)	(5,000)
5057	43760	101	560620	Earth Fest	DPW - Environmental Services	Office Supplies	-	-	(400)	(400)	-
5057	43760	101	560631	Earth Fest	DPW - Environmental Services	Operational Supplies	-	-	(1,000)	(1,000)	(1,000)
SUB-TOTAL EXPENDITURES							-	(600)	(7,000)	(7,000)	(6,000)
NET SURPLUS/(DEFICIT)							7,000	(600)	(7,000)	(7,000)	(6,000)

(The remainder of this page has been intentionally left blank.)

## Farmer's Market

### Fund Summary:

The Oak Park Farmers' Market has been a source of sustainable, healthy, and locally-grown food for 49 years. It also serves as a shared community space for socializing, coalition building, community engagement and education. Shopping at the market supports our regional agricultural system and green economy. The market season begins on the second to last Saturday of May and continues through the end of October, and the current market hours are 7:00am – 1:00pm.

In the 2024 season, the Market hosted 26 fulltime vendors, along with community non-profit bake sales, several pop-up vendors, and children's events from local youth-serving organizations. The Market also hosted its traditional special events, including Go Green Days, the annual corn roast fundraiser, the pie bake-off and the season-closing Stone Soup event. Staff also sold Oak Park Farmers Market branded t-shirts, sweatshirts, onesies and stickers.

The Farmers' Market accepts LINK payments for the purchase of fresh produce and other Market goods, an important resource for Oak Park residents as well as those that live in the surrounding communities. In addition to accepting LINK cards, the market also provides matching vouchers for purchases up to \$25. This program provides food security for low-income visitors and allows them to continue to shop the market. For the 2024 season, CDBG funds were used to reimburse vendors for these purchases, and in 2024 granted the Market \$12,000 for this purpose. In addition, Experimental Station provided the Market \$18,000 in funds for a similar matching program, which provides advertising funds to grow the program and matching funds up to \$25 in LINK dollars to redeem on fruits and vegetables.

*(The remainder of this page has been intentionally left blank.)*

**VILLAGE OF OAK PARK  
FISCAL YEAR 2025 BUDGET  
FARMERS' MARKET FUND**

<u>Fund</u>	<u>Dept</u>	<u>Program</u>	<u>Account</u>	<u>Description</u>	<u>Department</u>	<u>Description</u>	<u>2022 Actual</u>	<u>2023 Actual</u>	<u>2024 Approved Budget</u>	<u>Amended 2024 Budget</u>	<u>2025 Proposed Budget</u>
2027	43014	101	447465	Farmers Market Com	HEALTH - Farmer's Market	Farmers Market Seasonal Fees	15,790	19,825	20,000	20,000	20,000
2027	43014	101	447476	Farmers Market Com	HEALTH - Farmer's Market	Sale Of Market Merchandise	4,714	1	3,000	3,000	3,000
2027	43014	101	447478	Farmers Market Com	HEALTH - Farmer's Market	Corn Roast Revenue	1,950	2,318	1,500	1,500	4,000
SUB-TOTAL REVENUE							22,454	22,144	24,500	24,500	27,000
2027	43014	101	510501	Farmers Market Com	HEALTH - Farmer's Market	Regular Salaries	(20,602)	(38,489)	(59,774)	(59,774)	(74,713)
2027	43014	101	510503	Farmers Market Com	HEALTH - Farmer's Market	Overtime	(11)	-	(2,057)	(2,057)	(2,057)
2027	43014	101	510506	Farmers Market Com	HEALTH - Farmer's Market	Equip Allow(Auto, Phone, Tools)	-	(174)	(504)	(504)	-
2027	43014	101	520520	Farmers Market Com	HEALTH - Farmer's Market	Life Insurance	(35)	-	(93)	(93)	(93)
2027	43014	101	520521	Farmers Market Com	HEALTH - Farmer's Market	Health Insurance	(3,262)	(209)	(10,795)	(10,795)	(10,977)
2027	43014	101	520522	Farmers Market Com	HEALTH - Farmer's Market	Social Security Expense	(1,223)	(2,315)	(3,833)	(3,833)	(4,760)
2027	43014	101	520523	Farmers Market Com	HEALTH - Farmer's Market	Medicare Expense	(286)	(541)	(897)	(897)	(1,113)
2027	43014	101	520527	Farmers Market Com	HEALTH - Farmer's Market	IMRF Contributions	(848)	(768)	(1,738)	(1,738)	(2,256)
2027	43014	101	530667	Farmers Market Com	HEALTH - Farmer's Market	External Support	(1,088)	-	-	-	-
2027	43014	101	530675	Farmers Market Com	HEALTH - Farmer's Market	Bank Charges	(602)	(428)	(381)	(381)	(605)
2027	43014	101	530851	Farmers Market Com	HEALTH - Farmer's Market	Crossing Guard Sharing Program	(8,001)	(8,532)	(14,294)	(14,294)	(10,000)
2027	43014	101	540669	Farmers Market Com	HEALTH - Farmer's Market	Rent Expense	(5,327)	(5,407)	(5,616)	(5,616)	(5,734)
2027	43014	101	550601	Farmers Market Com	HEALTH - Farmer's Market	Printing	(41)	(242)	(300)	(300)	(850)
2027	43014	101	550603	Farmers Market Com	HEALTH - Farmer's Market	Postage	(13)	(11)	(50)	(50)	-
2027	43014	101	550605	Farmers Market Com	HEALTH - Farmer's Market	Travel & Mileage Reimbursement	(521)	-	(1,100)	(1,100)	(475)
2027	43014	101	560631	Farmers Market Com	HEALTH - Farmer's Market	Operational Supplies	(6,234)	(7,638)	(7,210)	(7,210)	(7,210)
2027	43014	101	560638	Farmers Market Com	HEALTH - Farmer's Market	Special Events	(966)	(405)	(3,021)	(3,021)	(3,084)
2027	43014	101	560639	Farmers Market Com	HEALTH - Farmer's Market	Advertising	(499)	(100)	(500)	(500)	(511)
2027	43014	101	560640	Farmers Market Com	HEALTH - Farmer's Market	Resale Merchandise	-	-	(3,000)	(3,000)	(3,063)
2027	43014	101	560645	Farmers Market Com	HEALTH - Farmer's Market	SNAP/Link Payments	-	-	-	-	(7,000)
SUB-TOTAL EXPENDITURES							(49,559)	(65,259)	(115,163)	(115,163)	(134,501)
NET SURPLUS/(DEFICIT)							(27,104)	(43,115)	(90,663)	(90,663)	(107,501)

## **Federal RICO Fund**

### **Fund Summary:**

The Federal Recovered Drug Asset Forfeiture Fund is a fund by which assets related to drug crimes can be seized by federal government. A percentage of those seized assets can then be turned over to the involved local enforcement agencies. Proceeds can only be used for law enforcement purposes and have been utilized in the past to purchase police vehicles and other crime fighting equipment.

*(The remainder of this page has been intentionally left blank.)*

VILLAGE OF OAK PARK  
FISCAL YEAR 2025 BUDGET  
FEDERAL RICO FUND

<u>Fund</u>	<u>Dept</u>	<u>Program</u>	<u>Account</u>	<u>Description</u>	<u>Department</u>	<u>Description</u>	<u>2022</u> <u>Actual</u>	<u>2023</u> <u>Actual</u>	<u>2024</u> <u>Approved</u> <u>Budget</u>	<u>Amended</u> <u>2024</u> <u>Budget</u>	<u>2025</u> <u>Proposed</u> <u>Budget</u>
2024	42480	101	441475	Federal RICO Forfeiture Fund	POLICE	Recovered Damages	-	-	10,000	10,000	10,000
2024	42480	101	452485	Federal RICO Forfeiture Fund	POLICE	Asset Seizures Forfeitures	163,683	101,042	75,000	75,000	50,000
2024	42480	101	462476	Federal RICO Forfeiture Fund	POLICE	Gain/Loss on Sale of Property	20,050	31,638	25,000	25,000	25,000
2024	41300	101	461490	Federal RICO Forfeiture Fund	POLICE	Interest Revenue	-	-	500	500	250
SUB-TOTAL REVENUE							183,733	132,680	110,500	110,500	85,250
2024	41300	101	530675	Federal RICO Forfeiture Fund	POLICE	Bank Charges	-	-	-	-	-
2024	42400	101	560655	Federal RICO Forfeiture Fund	POLICE	Reimbursements	-	-	-	-	-
2024	42480	101	550705	Federal RICO Forfeiture Fund	POLICE	Ammunition and Guns	-	-	-	-	-
2024	42480	101	560631	Federal RICO Forfeiture Fund	POLICE	Operational Supplies	-	-	-	-	(50,000)
2024	42480	101	560637	Federal RICO Forfeiture Fund	POLICE	Vehicle Equipment Parts	-	-	-	-	-
2024	42480	101	560652	Federal RICO Forfeiture Fund	POLICE	Employee Physicals	-	-	-	-	-
2024	42480	101	591832	Federal RICO Forfeiture Fund	POLICE	Transfer To Fleet Replacement	-	-	(150,000)	(150,000)	(150,000)
SUB-TOTAL EXPENDITURES							-	-	(150,000)	(150,000)	(200,000)
NET SURPLUS/(DEFICIT)							183,733	132,680	(39,500)	(39,500)	(114,750)

(The remainder of this page has been intentionally left blank.)



## Foreign Fire Insurance Fund

### **Fund Summary:**

The Foreign Fire Insurance program is comprised of a Board of Directors that is elected from the members of the Oak Park Fire Department. The mission of the Board is to receive and account for revenues from the tax issued on fire insurance policies sold by foreign (out of state) insurance companies, and to use such funds for the maintenance, use, and benefit of the Oak Park Fire Department.

*(The remainder of this page has been intentionally left blank.)*

VILLAGE OF OAK PARK  
FISCAL YEAR 2025 BUDGET  
FOREIGN FIRE INSURANCE FUND

<u>Fund</u>	<u>Dept</u>	<u>Program</u>	<u>Account</u>	<u>Description</u>	<u>Department</u>	<u>Description</u>	<u>2022 Actual</u>	<u>2023 Actual</u>	<u>2024 Approved Budget</u>	<u>Amended 2024 Budget</u>	<u>2025 Proposed Budget</u>
2014	42550	101	435481	Foreign Fire Insurance Fund	FIRE - Foreign Fire Insurance	Foreign Fire Insurance Allot	144,463	149,860	140,000	140,000	160,000
2014	41300	101	461490	Foreign Fire Insurance Fund	FIRE- Foreign Fire Insurance	Interest Revenue	-	-	500	500	250
SUB-TOTAL REVENUES							144,463	149,860	140,500	140,500	160,250
2014	41300	101	530675	Foreign Fire Insurance Fund	FIRE - Foreign Fire Insurance	Bank Charges	-	-	(1,400)	(1,400)	(1,200)
2014	42550	101	530660	Foreign Fire Insurance Fund	FIRE - Foreign Fire Insurance	General Contractuals	(9,654)	(6,542)	(10,000)	(10,000)	(10,000)
2014	42550	101	540689	Foreign Fire Insurance Fund	FIRE - Foreign Fire Insurance	Cable Television	(11,089)	(11,954)	(12,000)	(12,000)	(12,000)
2014	42550	101	570710	Foreign Fire Insurance Fund	FIRE - Foreign Fire Insurance	Equipment	-	-	-	-	(48,000)
2014	42550	101	570720	Foreign Fire Insurance Fund	FIRE - Foreign Fire Insurance	Computer Equipment	(19,190)	(30,388)	(50,000)	(50,000)	(2,000)
2014	42550	101	570725	Foreign Fire Insurance Fund	FIRE - Foreign Fire Insurance	Office Equipment	(25,682)	(49,557)	(50,000)	(50,000)	(88,000)
SUB-TOTAL EXPENDITURES							(65,615)	(98,441)	(123,400)	(123,400)	(161,200)
NET SURPLUS/(DEFICIT)							78,848	51,419	17,100	17,100	(950)

*(The remainder of this page has been intentionally left blank.)*

## Health Grant Funds

### Funds Summary:

The Oak Park Public Health Department is funded from a combination of sources including local fee-for-services, local tax support and grant funding from Federal, State, County and other not-for-profit grant sources. The Oak Park Public Health Department has been Illinois State Certified Public Health Department since 1948. Being a certified state health department makes the Health Department eligible to apply for various state grants only available to state certified health departments. The Public Health Department's 2024 budget includes \$863,183.00 in potential grant revenue from sixteen different grant programs. Of those sixteen (16) grants, ten (10) grants have been awarded because the Health Department is a state certified health department.

1. Local Health Protection Grant: As a certified local health department, the Oak Park Public Health Department must implement a comprehensive program to control infectious diseases and a comprehensive food protection program. Each certified local health department must administer these health protection programs in accordance with the Local Health Protection Grant Code (77 Ill. Adm. Code 615).
2. Body Art Grant: This Body Art Establishment funding makes possible the inspection of businesses in Oak Park that provide body art services. Inspections are conducted as required by the Body Piercing Establishment Registration Act by trained local health department inspectors.
3. Tanning Grant: Under this grant, the Public Health Department makes inspections and investigations under the authority of the Tanning Facility Permit Act (210 ILCS 145/1-83) and the Tanning Facilities Code (77 Ill. Adm. Code 795). The Environmental Health team performs inspections, investigation, surveillance, enforcement and administrative activities for the performance of this grant agreement.
4. Lead Poisoning Prevention Grant: Provides funding to local health departments to carry out the provisions of the Lead Poisoning Prevention Act (410 ILCS 45/1) and Lead Poisoning Prevention Code (77 IAC, Part 845) through nursing case management and environmental inspection.
5. Vector Surveillance and Control Grant (IDPH & Cook County): Provides funding to local health departments for surveillance and prevention of West Nile virus, Zika and other mosquito-borne and vector-borne diseases (mosquitoes, ticks, rodents and other potential vectors of human disease, and conduct surveillance of animals that provide a reservoir for disease producing organisms) as described in the Vector Control Act (410 ILCS 95).
6. Tick Surveillance Grant: With this new grant the Public Health Department will conduct tick surveillance in the spring and fall which includes pathogen testing and informing the public about personal protection against tickborne disease. The Illinois Department of Public Health may issue grants for vector surveillance and prevention as described in the Vector Control Act (410 ILCS 95).

7. Illinois Tobacco-Free Communities Grant: The purpose of this grant is to provide funding to certified Illinois local health departments to implement strategies and activities for tobacco prevention, control and business compliance with the Smoke-Free Illinois Act within their jurisdictions. Under the Illinois Tobacco-Free Communities (ITFC) program, local tobacco prevention and control programs will implement science-based, policy-focused strategies aligned with State and national goals and objectives to 1) prevent tobacco use among youth; 2) promote tobacco use cessation among adults and youth; 3) eliminate exposure to secondhand smoke; and 4) identify and eliminate tobacco-related health disparities among specific population groups. Each year the Department selects an enhancement activity for this program; in FY24, this includes working with multi-unit building owners and managers to establish smoke-free environments.
8. Public Health Emergency Preparedness Grant: The purpose of this grant is to fund eligible Illinois certified local health departments to assess, prioritize, build, and exercise the necessary resource elements, tasks, and functions of the Centers for Disease Control and Prevention's (CDC) 15 Public Health Emergency Preparedness (PHEP) Capabilities National Standards. These standards are intended to prepare the Village to prevent, mitigate, and recover from the top hazards to public health in its jurisdiction. This includes both specific mandated deliverables from the Scope of Work and Performance Measures selected during the application process, as well as various activities selected and prioritized by the applicant according to these instructions.
9. Community Readiness Initiative Grant: The purpose of the Cities Readiness Initiative Program is to provide funding to certain certified, local health departments located in federally-designated Metropolitan Statistical Areas (called MSAs) in Illinois, outside of the City of Chicago, to prepare for public health events involving the distribution and mass dispensing/ mass vaccination of emergency medical countermeasures. These jurisdictions in Illinois are as follows: Chicago MSA, Peoria MSA, and St. Louis MSA. The geographical boundaries of the Metropolitan Statistical Areas are as defined by the Federal Office of Management and Budget (OMB).
10. COVID-19 Crisis Grant: The purpose of this multi-year (December 1, 2021-June 30, 2024) grant is intended to establish, expand, train, and sustain the public health workforce to support jurisdictional COVID-19 prevention, preparedness, response, and recovery initiatives. CDC expects public health agencies to use available funding to recruit, hire, and train personnel to address projected jurisdictional COVID-19 response needs, including hiring personnel to build capacity to address public health priorities deriving from COVID-19.
11. Medical Reserve Corp grant: This grant supports the operational needs of the Village's Medical Reserve Corp.
12. Public Health Institute of Metropolitan Chicago HIV Grant: The Public Health Department has provided HIV surveillance-based-service to targeted individuals living with HIV through an agreement with the Public Health Institute of Metropolitan Chicago since January 1, 2014. This agreement continues the project to locate and intervene with HIV/AIDS positive individuals, previously identified as last residing in Oak Park, who appear to have fallen out of care.
13. CDBG Farmers' Market Healthy Nutrition Incentives Program: This grant provides funding to support the Farmers' Market's SNAP benefits Double Coupon program.

14. Farmers' Market Link Match Program: This grant increases the affordability and accessibility of nutritious Link-eligible foods sold at the Oak Park Farmers' Market for low-income patrons, rebuilding linkages between local agricultural producers and consumers. This grant that helps achieve this goal by providing the Oak Park Farmers' Market with funding for the Double Value Coupon incentive programs for Link Card (Illinois' SNAP program, formerly known as "food stamps") shoppers.
15. Cook County West Nile Virus Grant: The purpose of this grant is to provide additional funding for control larval mosquitoes of the genus *Culex*, the primary vectors of WNV and SLE in suburban Cook County, CCDPH.
16. Strengthening Illinois Public Health Administration: This is a 5-year grant; the Public Health Department will receive the entire grant amount of \$350,000 and will allocate between \$60,000 - \$110,000 per year. U.S. public-health agencies have been fighting on the front line to protect Americans against COVID-19 for almost three years. To respond to the pandemic, public-health departments across the country have had to assume new and expanded responsibilities while continuing to deliver their core responsibilities and services as part of the public-health system. Almost half of all employees in state and local public health agencies left their jobs between 2017 and 2021. If this trend continues, half of the governmental public health workforce will have left their jobs by 2025. Stagnant funding and cumbersome hiring processes have left departments struggling to attract, retain and train the specialized and diverse talent they need to better reach, serve, and reflect their communities. The Public Health Department will use the funds for workforce development activities, including hiring, retention, training, and other incentives to support and sustain the public health workforce.

*(The remainder of this page has been intentionally left blank.)*

VILLAGE OF OAK PARK  
FISCAL YEAR 2025 BUDGET  
HEALTH GRANTS FUND

<u>Fund</u>	<u>Dept</u>	<u>Program</u>	<u>Account</u>	<u>Project</u>	<u>Description</u>	<u>Department</u>	<u>Description</u>	<u>2022</u> <u>Actual</u>	<u>2023</u> <u>Actual</u>	<u>2024</u> <u>Approved</u> <u>Budget</u>	<u>Amended</u> <u>2024</u> <u>Budget</u>	<u>2025</u> <u>Proposed</u> <u>Budget</u>
2108	44560	101	431400		Cook County - WNV Grant	HEALTH - Health Grants	Grant Revenue	9,187	-	9,187	9,187	9,187
2114	44560	101	431400		IDPH- Cities Readiness Init	HEALTH - Health Grants	Grant Revenue	33,351	42,854	63,371	63,371	63,516
2117	44560	101	431400		CDBG Farmer's Market Incen.	HEALTH - Health Grants	Grant Revenue	18,513	9,801	12,000	12,000	12,000
2118	44560	101	431400		Shawnash Double Coupon	HEALTH - Health Grants	Grant Revenue	3,782	-	-	-	-
2119	44560	101	431400		EXP Station Link Up IL	HEALTH - Health Grants	Grant Revenue	-	5,590	18,000	18,000	14,500
2122	44560	101	431400		Tanning Facilities	HEALTH - Health Grants	Grant Revenue	-	-	200	200	-
2124	44560	101	431400		Body Art	HEALTH - Health Grants	Grant Revenue	3,400	3,013	6,563	6,563	6,600
2132	44560	101	431400		IDHS - Family Case Mgmt	HEALTH - Health Grants	Grant Revenue	1,547	619	-	-	-
2134	44560	101	431400		High Risk Infant Follow-ups	HEALTH - Health Grants	Grant Revenue	-	-	-	-	-
2137	44560	101	431400		PHIMC - Region 8 HIV Prev	HEALTH - Health Grants	Grant Revenue	16,404	17,510	22,500	22,500	22,500
2138	44560	101	431400		COVID-19 Mass Vaccination Grant	HEALTH - Health Grants	Grant Revenue	251,201	-	-	-	-
2139	44560	101	431400		COVID-19 Response Grant	HEALTH - Health Grants	Grant Revenue	90,639	55,226	-	-	-
2141	44560	101	431400		COVID-19 Crisis Grant	HEALTH - Health Grants	Grant Revenue	47,501	58,664	16,111	16,111	-
2142	44560	101	431400		Influenza Vaccine Promotion	HEALTH - Health Grants	Grant Revenue	13,272	-	-	-	-
2143	44560	101	431400		COVID-19 Vaccination Grant	HEALTH - Health Grants	Grant Revenue	-	160,689	-	-	-
2144	44560	101	431400		Tick Surveillance	HEALTH - Health Grants	Grant Revenue	-	-	4,125	4,125	-
2147	44560	101	431400		Strengthening IL Grant - SIPA	HEALTH - Health Grants	Grant Revenue	-	44,136	108,619	108,619	147,701
2151	44560	101	431400		COVID-19 Contact Tracing	HEALTH - Health Grants	Grant Revenue	28,124	-	-	-	-
2154	44560	101	431400		Respiratory Surveil & Outbreak Resp	HEALTH - Health Grants	Grant Revenue	-	-	-	-	125,000
2158	44560	101	431400		IDPH - Vector Surv. & Cntl.	HEALTH - Health Grants	Grant Revenue	5,404	5,178	12,000	12,000	12,000
2159	44560	101	431400		LHPG Opioid Overdose Prevention	HEALTH - Health Grants	Grant Revenue	-	-	-	-	3,000
2163	44560	101	431400		IDPH - Lead Case Mgmt.	HEALTH - Health Grants	Grant Revenue	24,959	34,635	37,660	37,660	35,200
2174	44560	101	431400		IDPH - Local Health Protection	HEALTH - Health Grants	Grant Revenue	64,187	84,499	125,001	125,001	75,000
2175	44560	101	431400		IDPH - Medical Reserve Corp	HEALTH - Health Grants	Grant Revenue	14	550	-	-	-
2176	44560	101	431400		IDPH-Narcan	HEALTH - Health Grants	Grant Revenue	2,430	-	-	-	-
2184	44560	101	431400		IDPH Pub Hlth Emrg Prep	HEALTH - Health Grants	Grant Revenue	34,260	50,279	53,552	53,552	53,552
2194	44560	101	431400		IDPH - IL Tobacco Free Comm	HEALTH - Health Grants	Grant Revenue	21,696	21,660	22,364	22,364	22,364
SUB TOTAL REVENUES								669,872	594,903	511,253	511,253	602,120
2108	44560	101	510501		Cook County - WNV Grant	HEALTH - Health Grants	Regular Salaries	(9,187)	-	(9,187)	(9,187)	(9,187)
2108	44560	101	520999		Cook County - WNV Grant	HEALTH - Health Grants	Grant Admin. - Benefits	-	-	-	-	(11,917)
2108	44560	101	560631		Cook County - WNV Grant	HEALTH - Health Grants	Operational Supplies	-	-	-	-	-
2114	44560	101	510501		IDPH- Cities Readiness Init	HEALTH - Health Grants	Regular Salaries	(33,351)	(37,379)	(42,010)	(40,667)	(51,951)
2114	44560	101	520999	2018	IDPH- Cities Readiness Init	HEALTH - Health Grants	Grant Admin. - Benefits	-	-	-	-	-
2114	44560	101	520999	2019	IDPH- Cities Readiness Init	HEALTH - Health Grants	Grant Admin. - Benefits	-	-	-	-	-
2114	44560	101	530650	2019	IDPH- Cities Readiness Init	HEALTH - Health Grants	Conferences Training	-	-	(3,282)	(3,282)	(1,054)
2114	44560	101	530656		IDPH- Cities Readiness Init	HEALTH - Health Grants	Grant Contractuals	-	-	-	-	-

VILLAGE OF OAK PARK  
FISCAL YEAR 2025 BUDGET  
HEALTH GRANTS FUND

<u>Fund</u>	<u>Dept</u>	<u>Program</u>	<u>Account</u>	<u>Project</u>	<u>Description</u>	<u>Department</u>	<u>Description</u>	<u>2022</u> <u>Actual</u>	<u>2023</u> <u>Actual</u>	<u>2024</u> <u>Approved</u> <u>Budget</u>	<u>Amended</u> <u>2024</u> <u>Budget</u>	<u>2025</u> <u>Proposed</u> <u>Budget</u>
2114	44560	101	540690		IDPH- Cities Readiness Init	HEALTH - Health Grants	Telecommunications Charges	-	(5,276)	(12,133)	(5,131)	(4,500)
2114	44560	101	550605		IDPH-Cities Readiness Init	HEALTH - Health Grants	Travel & Mileage Reimbursement	-	-	-	(1,343)	-
2114	44560	101	560631		IDPH-Cities Readiness Init	HEALTH - Health Grants	Operational Supplies	-	(200)	(5,946)	(12,948)	(6,826)
2114	44560	101	570669		IDPH-Cities Readiness Init	HEALTH - Health Grants	De Minimis indirect cost	-	-	-	-	(5,760)
2117	44560	101	530656		CDBG Farmer's Market Incen.	HEALTH - Health Grants	Grant Contractuals	(18,513)	(9,801)	(12,000)	(12,000)	(12,000)
2117	44560	101	550601	2018	CDBG Farmer's Market Incen.	HEALTH - Health Grants	Printing	-	-	-	-	-
2117	44560	101	560638		CDBG Farmer's Market Incen.	HEALTH - Health Grants	Special Events	-	-	-	-	-
2118	44560	101	530656		Shawnash Double Coupon	HEALTH - Health Grants	Grant Contractuals	(3,677)	-	-	-	-
2118	44560	101	550601		Shawnash Double Coupon	HEALTH - Health Grants	Printing	(105)	-	-	-	-
2118	44560	101	560638		Shawnash Double Coupon	HEALTH - Health Grants	Special Events	-	-	-	-	-
2119	44560	101	530656		Exp StationLink Up IL Grant	HEALTH - Health Grants	Grant Contractuals	-	(5,590)	(18,000)	(18,000)	(14,500)
2119	44560	101	560638		Exp StationLink Up IL Grant	HEALTH - Health Grants	Special Events	-	-	-	-	-
2122	44560	101	510501		Tanning Facilities	HEALTH - Health Grants	Regular Salaries	-	-	(200)	(200)	-
2124	44560	101	510501		Tattoo Facility	HEALTH - Health Grants	Regular Salaries	(3,400)	(3,013)	(6,563)	(6,563)	(6,600)
2132	44560	101	510501		IDHS- Family Case Mgmt	HEALTH - Health Grants	Regular Salaries	(1,547)	(619)	-	-	-
2132	44560	101	520999		IDHS- Family Case Mgmt	HEALTH - Health Grants	Grant Admin- Benefits	-	-	-	-	-
2132	44560	101	540669		IDHS- Family Case Mgmt	HEALTH - Health Grants	Rent Expense	-	-	-	-	-
2134	44560	101	510501		IDHS-High Risk Infant Follow-Up	HEALTH - Health Grants	Regular Salaries	-	-	-	-	-
2134	44560	101	520999		IDHS- High Risk Infant Follow-Up	HEALTH - Health Grants	Grant Admin. - Benefits	-	-	-	-	-
2134	44560	101	560631		IDHS- Hight Risk Infant Follow-Up	HEALTH - Health Grants	Operational Supplies	-	-	-	-	-
2137	44560	101	510501		PHIMC - Region 8 HIV Prev	HEALTH - Health Grants	Regular Salaries	(16,404)	(16,556)	(21,600)	(21,600)	(17,987)
2137	44560	101	520999		PHIMC - Region 8 HIV Prev	HEALTH - Health Grants	Grant Admin. - Benefits	-	-	-	-	-
2137	44560	101	560631		PHIMC - Region 8 HIV Prev	HEALTH - Health Grants	Operational Supplies	-	(953)	(900)	(900)	-
2138	44560	101	510501		COVID-19 Mass Vaccination	HEALTH - Health Grants	Regular salaries	(97,030)	-	-	-	-
2138	44560	101	530656		COVID-19 Mass Vaccination	HEALTH - Health Grants	Grant Contractuals	(91,694)	-	-	-	-
2138	44560	101	560631		COVID-19 Mass Vaccination	HEALTH - Health Grants	Fringe benefits	-	-	-	-	-
2138	44560	101	560631		COVID-19 Mass Vaccination	HEALTH - Health Grants	Operational Supplies	(30,214)	-	-	-	-
2138	44560	101	570669		COVID-19 Mass Vaccination	HEALTH - Health Grants	De Minimis indirect cost	(32,263)	-	-	-	-
2139	44560	101	510501		COVID-19 Response Grant	HEALTH - Health Grants	Regular Salaries	(69,596)	(33,750)	-	-	-
2139	44560	101	520999		COVID-19 Response Grant	HEALTH - Health Grants	Grant Admin. - Benefits	(8,056)	(7,911)	-	-	-
2139	44560	101	530656		COVID-19 Response Grant	HEALTH - Health Grants	Grant Contractuals	(10,000)	(7,278)	-	-	-
2139	44560	101	560631		COVID-19 Response Grant	HEALTH - Health Grants	Operational Supplies	(2,428)	(4,074)	-	-	-
2139	44560	101	570669		COVID-19 Response Grant	HEALTH - Health Grants	De Minimis indirect cost	-	(18,429)	-	-	-
2139	44560	101	570710		COVID-19 Response Grant	HEALTH - Health Grants	Equipment	(560)	-	-	-	-
2141	44560	101	510501		COVID-19 Crisis Grant	HEALTH - Health Grants	Regular Salaries	(35,829)	(42,777)	(11,623)	(11,623)	-
2141	44560	101	520999		COVID-19 Crisis Grant	HEALTH - Health Grants	Grant Admin. - Benefits	(7,292)	(8,584)	(1,590)	(1,590)	-
2141	44560	101	550605		COVID-19 Crisis Grant	HEALTH - Health Grants	Travel & Mileage Reimbursement	(2,683)	-	(1,790)	(1,790)	-
2141	44560	101	560621		COVID-19 Crisis Grant	HEALTH - Health Grants	Indirect Costs	-	-	(2,466)	(2,466)	-

**VILLAGE OF OAK PARK  
FISCAL YEAR 2025 BUDGET  
HEALTH GRANTS FUND**

<u>Fund</u>	<u>Dept</u>	<u>Program</u>	<u>Account</u>	<u>Project</u>	<u>Description</u>	<u>Department</u>	<u>Description</u>	<u>2022 Actual</u>	<u>2023 Actual</u>	<u>2024 Approved Budget</u>	<u>Amended 2024 Budget</u>	<u>2025 Proposed Budget</u>
2141	44560	101	560631		COVID-19 Crisis Grant	HEALTH - Health Grants	Operational Supplies	(1,095)	(600)	-	-	-
2141	44560	101	530650		COVID-19 Crisis Grant	HEALTH - Health Grants	Conferences Training	(602)	-	(1,108)	(1,108)	-
2141	44560	101	570669		COVID-19 Crisis Grant	HEALTH - Health Grants	De Minimin Indirect Cost	-	(6,703)	-	-	-
2142	44560	101	530656		Influenza Vaccine Promotion	HEALTH - Health Grants	Grant Contractuals	(12,567)	-	-	-	-
2142	44560	101	560631		Influenza Vaccine Promotion	HEALTH - Health Grants	Operational Supplies	(706)	-	-	-	-
2143	44560	101	510501		COVID-19 VACCINATION GRANT	HEALTH - Health Grants	Regular Salaries	-	(71,391)	-	-	-
2143	44560	101	520999		COVID-19 VACCINATION GRANT	HEALTH - Health Grants	Grant Admin Benefits	-	(3,575)	-	-	-
2143	44560	101	530656		COVID-19 VACCINATION GRANT	HEALTH - Health Grants	Grant Contractuals	-	(61,495)	-	-	-
2143	44560	101	530650		COVID-19 VACCINATION GRANT	HEALTH - Health Grants	Conferences Training	-	(615)	-	-	-
2143	44560	101	540690		COVID-19 VACCINATION GRANT	HEALTH - Health Grants	Telecommunications Charges	-	(382)	-	-	-
2143	44560	101	560631		COVID-19 VACCINATION GRANT	HEALTH - Health Grants	Operational Supplies	-	(20,075)	-	-	-
2143	44560	101	570669		COVID-19 VACCINATION GRANT	HEALTH - Health Grants	De Minimis	-	(3,155)	-	-	-
2144	44560	101	510501		Tick Surveillance	HEALTH - Health Grants	Regular Salaries	-	-	(3,445)	(3,445)	-
2144	44560	101	560631		Tick Surveillance	HEALTH - Health Grants	Operational Supplies	-	-	(680)	(680)	-
2147	44560	101	510501		Strengthening IL Grant	HEALTH - Health Grants	Regular Salaries	-	(33,237)	(65,669)	(65,669)	(17,321)
2147	44560	101	520999		Strengthening IL Grant	HEALTH - Health Grants	Grant Admin. - Benefits	-	(10,179)	(34,331)	(34,331)	(4,307)
2147	44560	101	560631		Strengthening IL Grant	HEALTH - Health Grants	Operational Supplies	-	-	-	(8,619)	(8,024)
2147	44560	101	560658		Strengthening IL Grant	HEALTH - Health Grants	Retention Expenses	-	(720)	(8,619)	(21,192)	(38,369)
2151	44560	101	510501		COVID-19 Contact Tracing	HEALTH - Health Grants	Grant Salaries	(9,195)	-	-	-	-
2151	44560	101	520999		COVID-19 Contact Tracing	HEALTH - Health Grants	Grant Admin Benefits	(3,278)	-	-	-	-
2151	44560	101	530652		COVID-19 Contact Tracing	HEALTH - Health Grants	Grant Training	-	-	-	-	-
2151	44560	101	530656		COVID-19 Contact Tracing	HEALTH - Health Grants	Grant Contractuals	(19,625)	-	-	-	-
2151	44560	101	540690		COVID-19 Contact Tracing	HEALTH - Health Grants	Telecommunications Charges	-	-	-	-	-
2151	44560	101	560631		COVID-19 Contact Tracing	HEALTH - Health Grants	Operational Supplies	3,974	-	-	-	-
2151	44560	101	570669		COVID-19 Contact Tracing	HEALTH - Health Grants	De Minimis	-	-	-	-	-
2154	44560	101	510501		Respiratory Surveil & Outbreak Resp	HEALTH - Health Grants	Regular Salaries	-	-	-	-	(31,311)
2154	44560	101	520999		Respiratory Surveil & Outbreak Resp	HEALTH - Health Grants	Grant Admin. - Benefits	-	-	-	-	(7,788)
2154	44560	101	530650		Respiratory Surveil & Outbreak Resp	HEALTH - Health Grants	Conferences Training	-	-	-	-	(610)
2154	44560	101	530667		Respiratory Surveil & Outbreak Resp	HEALTH - Health Grants	External Support	-	-	-	-	(20,000)
2154	44560	101	540690		Respiratory Surveil & Outbreak Resp	HEALTH - Health Grants	Telecommunications Charges	-	-	-	-	(585)
2154	44560	101	560621		Respiratory Surveil & Outbreak Resp	HEALTH - Health Grants	Indirect Costs	-	-	-	-	(11,364)
2154	44560	101	560631		Respiratory Surveil & Outbreak Resp	HEALTH - Health Grants	Operational Supplies	-	-	-	-	(7,507)
2154	44560	101	570710		Respiratory Surveil & Outbreak Resp	HEALTH - Health Grants	Equipment	-	-	-	-	(1,295)
2158	44560	101	510501	2018	IDPH - Vector Surv. & Cntl.	HEALTH - Health Grants	Regular Salaries	(4,727)	(4,853)	(10,000)	(10,000)	(9,500)
2158	44560	101	520999	2018	IDPH - Vector Surv. & Cntl.	HEALTH - Health Grants	Grant Admin. - Benefits	-	-	-	-	(4,474)
2158	44560	101	530650	2018	IDPH - Vector Surv. & Cntl.	HEALTH - Health Grants	Conferences Training	-	-	-	-	-
2158	44560	101	530656	2018	IDPH - Vector Surv. & Cntl.	HEALTH - Health Grants	Grant Contractuals	-	-	-	-	-
2158	44560	101	550603	2018	IDPH - Vector Surv. & Cntl.	HEALTH - Health Grants	Postage	(677)	-	-	-	-



VILLAGE OF OAK PARK  
FISCAL YEAR 2025 BUDGET  
HEALTH GRANTS FUND

<u>Fund</u>	<u>Dept</u>	<u>Program</u>	<u>Account</u>	<u>Project</u>	<u>Description</u>	<u>Department</u>	<u>Description</u>	<u>2022</u> <u>Actual</u>	<u>2023</u> <u>Actual</u>	<u>2024</u> <u>Approved</u> <u>Budget</u>	<u>Amended</u> <u>2024</u> <u>Budget</u>	<u>2025</u> <u>Proposed</u> <u>Budget</u>
2158	44560	101	560631	2018	IDPH - Vector Surv. & Cntl.	HEALTH - Health Grants	Operational Supplies	-	(325)	(2,000)	(2,000)	(2,500)
2159	44560	101	530667		LHPG Opioid Overdose Prevention	HEALTH - Health Grants	External Support	-	-	-	-	(2,000)
2159	44560	101	560631		LHPG Opioid Overdose Prevention	HEALTH - Health Grants	Operational Supplies	-	-	-	-	(1,000)
2163	44560	101	510501		IDPH - Lead Case Mgmt.	HEALTH - Health Grants	Regular Salaries	(23,231)	(31,246)	(35,057)	(35,057)	(32,228)
2163	44560	101	520999		IDPH - Lead Case Mgmt.	HEALTH - Health Grants	Regular Salaries	(23,231)	(31,246)	(35,057)	(35,057)	(5,827)
2163	44560	101	530650		IDPH - Lead Case Mgmt.	HEALTH - Health Grants	Conferences Training	(1,123)	(1,750)	(875)	(875)	(875)
2163	44560	101	560631		IDPH - Lead Case Mgmt.	HEALTH - Health Grants	Operational Supplies	(606)	(1,640)	(1,728)	(1,728)	(2,373)
2174	44560	101	510501		IDPH - Local Health Protection	HEALTH - Health Grants	Regular Salaries	(58,512)	(77,385)	(108,134)	(108,134)	(64,863)
2174	44560	101	520999		IDPH - Local Health Protection	HEALTH - Health Grants	Grant Admin. - Benefits	-	-	-	-	(12,255)
2174	44560	101	530656		IDPH - Local Health Protection	HEALTH - Health Grants	Grant Contractuals	(5,675)	(6,374)	(7,414)	(7,414)	-
2174	44560	101	560631		IDPH- Local Health Protection	HEALTH - Health Grants	Operational Supplies	-	(740)	(7,185)	(7,185)	(8,150)
2174	44560	101	540690		IDPH- Local Health Protection	HEALTH - Health Grants	Telecommunications Charges	-	-	(2,268)	(2,268)	(2,303)
2175	44560	101	530650		NACCHO Medical Reserve Corps	HEALTH - Health Grants	Conferences Training	-	(550)	-	-	-
2175	44560	101	550605		NACCHO Medical Reserve Corps	HEALTH - Health Grants	Travel & Mileage Reimbursement	-	-	-	-	-
2175	44560	101	560631		NACCHO Medical Reserve Corps	HEALTH - Health Grants	Operational Supplies	(14)	-	-	-	-
2176	44560	101	560631		IDPH- Narcan	HEALTH - Health Grants	Operational Supplies	(2,430)	-	-	-	-
2184	44560	101	510501		IDPH Pub Hlth Emrg Prep	HEALTH - Health Grants	Regular Salaries	(32,498)	(39,271)	(33,297)	(30,797)	(45,924)
2184	44560	101	520999		IDPH Pub Hlth Emrg Prep	HEALTH - Health Grants	Grant Admin. - Benefits	-	-	-	-	(11,775)
2184	44560	101	530650		IDPH Pub Hlth Emrg Prep	HEALTH - Health Grants	Conferences Training	-	(388)	(600)	(600)	(2,771)
2184	44560	101	530656		IDPH Pub Hlth Emrg Prep	HEALTH - Health Grants	Grant Contractuals	(1,236)	(6,796)	(8,061)	(8,061)	-
2184	44560	101	540690		IDPH Pub Hlth Emrg Prep	HEALTH - Health Grants	Telecommunication Charges	-	-	(6,588)	(6,588)	(5,808)
2184	44560	101	550605		IDPH Pub Hlth Emrg Prep	HEALTH - Health Grants	Travel & Mileage Reimbursement	-	-	(2,294)	(2,294)	-
2184	44560	101	560631		IDPH Pub Hlth Emrg Prep	HEALTH - Health Grants	Operational Supplies	(526)	(3,824)	(2,712)	(2,712)	(4,732)
2184	44560	101	570710		IDPH Pub Hlth Emrg Prep	HEALTH - Health Grants	Equipment	-	-	-	(2,500)	-
2194	44560	101	510501		IDPH - IL Tobacco Free	HEALTH - Health Grants	Regular Salaries	(21,325)	(20,360)	(15,276)	(15,276)	(15,588)
2194	44560	101	520999		IDPH - IL Tobacco Free	HEALTH - Health Grants	Grant Admin. - Benefits	(36)	(960)	(3,840)	(3,840)	(4,905)
2194	44560	101	530656		IDPH - IL Tobacco Free	HEALTH - Health Grants	Grant Contractuals	-	-	-	-	-
2194	44560	101	550605		IDPH- IL Tobacco Free	HEALTH - Health Grants	Travel & Mileage Reimbursement	-	-	(26)	(26)	-
2194	44560	101	540690		IDPH- IL Tobacco Free	HEALTH - Health Grants	Telecommunications Charges	-	-	(264)	-	-
2194	44560	101	560631		IDPH - IL Tobacco Free	HEALTH - Health Grants	Operational Supplies	(335)	(340)	(2,958)	(3,222)	(3,557)
SUB TOTAL EXPENDITURES								(693,102)	(642,365)	(548,776)	(569,968)	(534,171)
NET SURPLUS/(DEFICIT)								(23,230)	(47,462)	(37,523)	(58,715)	67,949

## **IL Dept. of Transportation Grant Fund**

### **Fund Summary:**

The Illinois Department of Transportation Grant is provided for holiday seatbelt and DUI enforcement campaigns. The funds are used to reimburse overtime for the officers completing the holiday details.

*(The remainder of this page has been intentionally left blank.)*

VILLAGE OF OAK PARK  
FISCAL YEAR 2025 BUDGET  
IL DEPARTMENT OF TRANSPORTATION GRANT FUND

<u>Fund</u>	<u>Dept</u>	<u>Program</u>	<u>Account</u>	<u>Description</u>	<u>Department</u>	<u>Description</u>	<u>2022 Actual</u>	<u>2023 Actual</u>	<u>2024 Approved Budget</u>	<u>Amended 2024 Budget</u>	<u>2025 Proposed Budget</u>
2230	42490	419	431400	IL Dept of Trans. Grant	POLICE - Grants	Grant Revenue	3,173	537	20,000	20,000	-
						SUB-TOTAL REVENUES	3,173	537	20,000	20,000	-
2230	42490	419	560631	IL Dept of Trans. Grant	POLICE - Grants	Operational Supplies	-	-	-	-	-
2230	42490	419	510503	IL Dept of Trans. Grant	POLICE - Grants	Overtime	(3,173)	-	(20,000)	(20,000)	-
						SUB-TOTAL EXPENDITURES	(3,173)	-	(20,000)	(20,000)	-
						NET SURPLUS/(DEFICIT)	-	537	-	-	-

*(The remainder of this page has been intentionally left blank.)*

## **Rebuild Illinois Grant Fund**

### **Fund Summary:**

In 2019 Governor Pritzker signed the REBUILD ILLINOIS capital plan to fund transportation projects throughout the state. As part of this plan the Motor Fuel Tax (MFT) law was amended to increase the motor fuel tax. A portion of this increased revenue from motor fuel taxes is being used to fund the roughly \$1.5 billion REBUILD ILLINOIS capital plan. The State distributed these Rebuild Illinois grant funds to municipalities in six (6) disbursements over a three (3) year time period. The Village of Oak Park received \$3,418,964 over this three (3) year time period starting in 2020.

Rebuild Illinois Grant Funds can only be used for bondable transportation capital improvements with an average useful life of 13 or more years and must follow The Illinois Department of Transportation processes and procedures. The Village was approved to use the REBUILD funds for the Division Street Resurfacing project and the Madison Street Improvement project.

*(The remainder of this page has been intentionally left blank.)*

VILLAGE OF OAK PARK  
FISCAL YEAR 2025 BUDGET  
REBUILD ILLINOIS GRANT FUND

<u>Fund</u>	<u>Dept</u>	<u>Program</u>	<u>Account</u>	<u>Description</u>	<u>Department</u>	<u>Description</u>	<u>2022 Actual</u>	<u>2023 Actual</u>	<u>2024 Approved Budget</u>	<u>Amended 2024 Budget</u>	<u>Year To Date 10/23/2024</u>	<u>Year End Estimate</u>	<u>2025 Requested Budget</u>
3040	43780	101	431400	Rebuild Illinois	DPW - Administration	Grant Allotment	1,139,655	-	-	-	-	-	-
3040	43780	101	461490	Rebuild Illinois	DPW - Administration	Interest Revenue	28,676	94,099	-	-	-	-	-
SUB-TOTAL REVENUES							1,168,331	94,099	-	-	-	-	-
3040	43780	101	570951	Rebuild Illinois	DPW - Administration	Local Street Construction	-	(2,420,307)	(693,995)	(1,120,913)	(235,953)	(1,120,914)	-
SUB-TOTAL EXPENDITURES							-	(2,420,307)	(693,995)	(1,120,913)	(235,953)	(1,120,914)	-
NET SURPLUS/(DEFICIT)							1,168,331	(2,326,208)	(693,995)	(1,120,913)	(235,953)	(1,120,914)	-

*(The remainder of this page has been intentionally left blank.)*

## **JAG Grant Fund**

### **Fund Summary:**

The Justice Assistance Grant (JAG) program is the primary provider of federal criminal justice funding to units of local government. The awards are based on a statutory formula. The funds may be used to purchase equipment, supplies, contractual support, training, technical assistance, and information systems for criminal justice. Criminal justice is defined as “activities pertaining to crime prevention, prevention or reduction, or the enforcement of the criminal law.”

*(The remainder of this page has been intentionally left blank.)*

VILLAGE OF OAK PARK  
FISCAL YEAR 2025 BUDGET  
JAG Grant

<u>Fund</u>	<u>Dept</u>	<u>Program</u>	<u>Account</u>	<u>Description</u>	<u>Department</u>	<u>Description</u>	<u>2022 Actual</u>	<u>2023 Actual</u>	<u>2024 Approved Budget</u>	<u>Amended 2024 Budget</u>	<u>2025 Proposed Budget</u>
2219	42490	101	431400	Grant Revenue	POLICE - Grants	Grant Revenue	4,149	6,000	13,646	13,646	15,000
						SUB-TOTAL REVENUES	4,149	6,000	13,646	13,646	15,000
2219	42490	101	530650	Conferences & Training	POLICE - Grants	Conferences & Training	-	-	(3,500)	(3,500)	-
2219	42490	101	530667	Conferences & Training	POLICE - Grants	External Support	-	(5,400)	(702)	(702)	-
2219	42490	101	550603	Software & Lincenses	POLICE - Grants	Software & Lincenses	(2,599)	(600)	(3,000)	(3,000)	-
2219	42490	101	550705	Ammunition	POLICE - Grants	Ammunition	-	-	-	-	-
2219	42490	101	560631	Operational Supplies	POLICE - Grants	Operational Supplies	-	-	(6,444)	(6,444)	(15,000)
2219	42490	101	570720	Computer Equipment	POLICE - Grants	Computer Equipment	(1,550)	-	-	-	-
						SUB-TOTAL EXPENDITURES	(4,149)	(6,000)	(13,646)	(13,646)	(15,000)
						NET SURPLUS/(DEFICIT)	-	-	-	-	-

*(The remainder of this page has been intentionally left blank.)*

## **Madison Street Tax Increment Financing District**

### **Fund Summary:**

The Madison Street TIF was adopted by the Village Board on February 6, 1995 and at that time it identified the following projects (along with costs estimates) for the Madison TIF District:

The Madison Street TIF terminated on December 31, 2019. However, a budget is provided to account for any residual expenses which were obligated on or before this TIF expiration date but have not yet been invoiced or paid.

*(The remainder of this page has been intentionally left blank.)*



VILLAGE OF OAK PARK  
 FISCAL YEAR 2025 BUDGET  
 MADISON STREET TIF FUND (TERMINATED 12/31/19)

<u>Fund</u>	<u>Dept</u>	<u>Program</u>	<u>Account</u>	<u>Description</u>	<u>Department</u>	<u>Description</u>	<u>2022 Actual</u>	<u>2023 Actual</u>	<u>2024 Approved Budget</u>	<u>Amended 2024 Budget</u>	<u>2025 Proposed Budget</u>
2072	41300	101	411401	Madison Street TIF Fund	Finance	Property Tax Levy	-	-	-	-	-
2072	46204	101	441462	Madison Street TIF Fund	Finance	Miscellaneous Revenue	-	-	-	-	-
2072	41300	101	461490	Madison Street TIF Fund	Finance	Interest Revenue	15,764	-	-	-	-
SUB-TOTAL REVENUE							15,764	-	-	-	-
2072	41070	101	530667	Madison Street TIF Fund	Finance	External Support	-	-	-	-	-
2072	41300	101	530667	Madison Street TIF Fund	Finance	External Support	-	-	-	-	-
2072	41300	101	570698	Madison Street TIF Fund	Finance	Economic Development Initiativ	(557,069)	(247,159)	(15,764)	(1,137,329)	(287,329)
2072	41300	101	570706	Madison Street TIF Fund	Finance	Project Engineering	-	-	-	-	-
2072	41300	101	570707	Madison Street TIF Fund	Finance	Capital Improvements	-	-	-	-	-
2072	46205	101	462476	Madison Street TIF Fund	Finance	Gain/Loss on Sale of Property	-	-	-	-	-
SUB-TOTAL EXPENDITURES							(557,069)	(247,159)	(15,764)	(1,137,329)	(287,329)
NET SURPLUS/(DEFICIT)							(541,304)	(247,159)	(15,764)	(1,137,329)	(287,329)

(The remainder of this page has been intentionally left blank.)

## **Motor Fuel Tax Fund**

### **Fund Summary:**

The Motor Fuel Tax (MFT) Fund receives the Village's share of the state gasoline tax distributed to municipalities based on a multi-layered formula. These funds are transferred to the General Fund to be used for labor and material costs associated with maintaining roadways throughout the Village.

*(The remainder of this page has been intentionally left blank.)*

**VILLAGE OF OAK PARK  
FISCAL YEAR 2025 BUDGET  
MOTOR FUEL TAX FUND**

<u>Fund</u>	<u>Dept</u>	<u>Program</u>	<u>Account</u>	<u>Description</u>	<u>Department</u>	<u>Description</u>	<u>2022 Actual</u>	<u>2023 Actual</u>	<u>2024 Approved Budget</u>	<u>Amended 2024 Budget</u>	<u>2025 Proposed Budget</u>
2038	41300	101	435480	Motor Fuel Tax Fund	DPW - Administration	Motor Fuel Tax Allotment	2,127,110	2,469,560	2,200,000	2,200,000	2,100,000
2038	41300	101	461490	Motor Fuel Tax Fund	DPW - Administration	Interest Revenue	19,215	86,245	20,000	20,000	15,000
SUB-TOTAL REVENUES							2,146,325	2,555,805	2,220,000	2,220,000	2,115,000
2038	43700	101	510501	Motor Fuel Tax Fund	DPW-Engineering	Regular Salaries	-	-	-	-	-
2038	43720	101	510501	Motor Fuel Tax Fund	DPW-Street Lighting	Regular Salaries	(25,717)	(33,363)	(34,627)	(34,627)	(48,646)
2038	43720	751	510501	Motor Fuel Tax Fund	DPW-Street Lighting	Regular Salaries	(59,687)	(62,255)	(62,130)	(62,130)	(94,841)
2038	43720	752	510501	Motor Fuel Tax Fund	DPW-Street Lighting	Regular Salaries	(51,160)	(53,362)	(53,255)	(53,255)	(81,292)
2038	43720	753	510501	Motor Fuel Tax Fund	DPW-Street Lighting	Regular Salaries	(34,106)	(35,574)	(35,503)	(35,503)	(54,195)
2038	43730	777	510501	Motor Fuel Tax Fund	DPW-Water	Regular Salaries	(25,027)	(21,251)	(30,155)	(30,155)	(35,641)
2038	43740	101	510501	Motor Fuel Tax Fund	DPW-Street Services	Regular Salaries	-	-	-	-	-
2038	43740	761	510501	Motor Fuel Tax Fund	DPW-Street Services	Regular Salaries	(253,149)	(320,477)	(291,254)	(291,254)	(352,042)
2038	43740	765	510501	Motor Fuel Tax Fund	DPW-Street Services	Regular Salaries	(101,260)	(128,191)	(116,501)	(116,501)	(156,463)
2038	43740	766	510501	Motor Fuel Tax Fund	DPW-Street Services	Regular Salaries	-	-	-	-	-
2038	43800	101	510501	Motor Fuel Tax Fund	DPW-Forestry	Regular Salaries	(3,574)	(7,042)	(7,065)	(7,065)	(14,630)
2038	43900	733	510501	Motor Fuel Tax Fund	DPW-Fleet	Regular Salaries	(26,688)	(29,170)	(29,972)	(29,972)	(31,283)
2038	43700	101	510503	Motor Fuel Tax Fund	DPW-Engineering	Overtime	-	-	-	-	-
2038	43720	101	510503	Motor Fuel Tax Fund	DPW-Street Lighting	Overtime	(645)	(702)	(2,250)	(2,250)	(2,250)
2038	43720	751	510503	Motor Fuel Tax Fund	DPW-Street Lighting	Overtime	(1,504)	(1,638)	(5,250)	(5,250)	(5,250)
2038	43720	752	510503	Motor Fuel Tax Fund	DPW-Street Lighting	Overtime	(1,289)	(1,404)	(4,500)	(4,500)	(4,500)
2038	43720	753	510503	Motor Fuel Tax Fund	DPW-Street Lighting	Overtime	(859)	(936)	(3,000)	(3,000)	(3,000)
2038	43740	101	510503	Motor Fuel Tax Fund	DPW-Street Services	Overtime	-	-	-	-	-
2038	43740	761	510503	Motor Fuel Tax Fund	DPW-Street Services	Overtime	(18,780)	(23,075)	(20,000)	(20,000)	(20,000)
2038	43740	765	510503	Motor Fuel Tax Fund	DPW-Street Services	Overtime	(69,195)	(27,002)	(140,000)	(140,000)	(140,000)
2038	43740	766	510503	Motor Fuel Tax Fund	DPW-Street Services	Overtime	(7,512)	(9,011)	-	-	-
2038	43800	101	510503	Motor Fuel Tax Fund	DPW-Forestry	Overtime	-	-	-	-	-
2038	43900	733	510503	Motor Fuel Tax Fund	DPW-Fleet	Overtime	-	-	-	-	-
SUB-TOTAL PERSONAL SERVICES							(680,150)	(754,453)	(835,462)	(835,462)	(1,044,033)
2038	43700	101	520520	Motor Fuel Tax Fund	DPW-Engineering	Life Insurance Expense	-	-	-	-	-
2038	43720	101	520520	Motor Fuel Tax Fund	DPW-Street Lighting	Life Insurance Expense	(28)	(28)	(28)	(28)	(42)
2038	43720	751	520520	Motor Fuel Tax Fund	DPW-Street Lighting	Life Insurance Expense	(65)	(65)	(65)	(65)	(98)
2038	43720	752	520520	Motor Fuel Tax Fund	DPW-Street Lighting	Life Insurance Expense	(56)	(56)	(56)	(56)	(84)
2038	43720	753	520520	Motor Fuel Tax Fund	DPW-Street Lighting	Life Insurance Expense	(37)	(37)	(37)	(37)	(56)
2038	43730	777	520520	Motor Fuel Tax Fund	DPW-Water	Life Insurance Expense	(17)	(8)	(42)	(42)	(42)
2038	43740	101	520520	Motor Fuel Tax Fund	DPW-Street Services	Life Insurance Expense	-	-	-	-	-
2038	43740	761	520520	Motor Fuel Tax Fund	DPW-Street Services	Life Insurance Expense	(215)	(202)	(419)	(419)	(460)
2038	43740	765	520520	Motor Fuel Tax Fund	DPW-Street Services	Life Insurance Expense	(86)	(81)	(167)	(167)	(205)

<u>Fund</u>	<u>Dept</u>	<u>Program</u>	<u>Account</u>	<u>Description</u>	<u>Department</u>	<u>Description</u>	<u>2022</u> <u>Actual</u>	<u>2023</u> <u>Actual</u>	<u>2024</u> <u>Approved</u> <u>Budget</u>	<u>Amended</u> <u>2024</u> <u>Budget</u>	<u>2025</u> <u>Proposed</u> <u>Budget</u>
2038	43800	101	520520	Motor Fuel Tax Fund	DPW-Forestry	Life Insurance Expense	(5)	(9)	(9)	(9)	(19)
2038	43900	733	520520	Motor Fuel Tax Fund	DPW-Fleet	Life Insurance Expense	(33)	(29)	(37)	(37)	(37)
2038	43700	101	520521	Motor Fuel Tax Fund	DPW-Engineering	Health Insurance Expense	-	-	-	-	-
2038	43720	101	520521	Motor Fuel Tax Fund	DPW-Street Lighting	Health Insurance Expense	(3,639)	(4,323)	(4,524)	(4,524)	(7,398)
2038	43720	751	520521	Motor Fuel Tax Fund	DPW-Street Lighting	Health Insurance Expense	(8,492)	(10,087)	(10,557)	(10,557)	(17,262)
2038	43720	752	520521	Motor Fuel Tax Fund	DPW-Street Lighting	Health Insurance Expense	(7,279)	(8,646)	(9,049)	(9,049)	(14,796)
2038	43720	753	520521	Motor Fuel Tax Fund	DPW-Street Lighting	Health Insurance Expense	(4,852)	(5,764)	(6,032)	(6,032)	(6,134)
2038	43730	777	520521	Motor Fuel Tax Fund	DPW-Water	Health Insurance Expense	(6,231)	(5,331)	(8,803)	(8,803)	(5,329)
2038	43740	101	520521	Motor Fuel Tax Fund	DPW-Street Services	Health Insurance Expense	-	-	-	-	-
2038	43740	761	520521	Motor Fuel Tax Fund	DPW-Street Services	Health Insurance Expense	(48,355)	(64,314)	(72,769)	(72,769)	(88,294)
2038	43740	765	520521	Motor Fuel Tax Fund	DPW-Street Services	Health Insurance Expense	(19,342)	(25,726)	(29,108)	(29,108)	(39,242)
2038	43800	101	520521	Motor Fuel Tax Fund	DPW-Forestry	Health Insurance Expense	(781)	(1,516)	(2,434)	(2,434)	(4,410)
2038	43900	733	520521	Motor Fuel Tax Fund	DPW-Fleet	Health Insurance Expense	(5,757)	(5,109)	(8,276)	(8,276)	(5,441)
2038	43700	101	520522	Motor Fuel Tax Fund	DPW-Engineering	Social Security Expense	-	-	-	-	-
2038	43720	101	520522	Motor Fuel Tax Fund	DPW-Street Lighting	Social Security Expense	(1,562)	(2,095)	(2,282)	(2,282)	(3,151)
2038	43720	751	520522	Motor Fuel Tax Fund	DPW-Street Lighting	Social Security Expense	(3,625)	(3,783)	(4,167)	(4,167)	(6,195)
2038	43720	752	520522	Motor Fuel Tax Fund	DPW-Street Lighting	Social Security Expense	(3,107)	(3,242)	(3,572)	(3,572)	(5,310)
2038	43720	753	520522	Motor Fuel Tax Fund	DPW-Street Lighting	Social Security Expense	(2,071)	(2,161)	(2,381)	(2,381)	(3,540)
2038	43730	777	520522	Motor Fuel Tax Fund	DPW-Water	Social Security Expense	(1,446)	(1,232)	(1,870)	(1,870)	(2,210)
2038	43740	101	520522	Motor Fuel Tax Fund	DPW-Street Services	Social Security Expense	-	-	-	-	-
2038	43740	761	520522	Motor Fuel Tax Fund	DPW-Street Services	Social Security Expense	(16,173)	(20,333)	(19,258)	(19,258)	(23,027)
2038	43740	765	520522	Motor Fuel Tax Fund	DPW-Street Services	Social Security Expense	(11,877)	(9,147)	(15,623)	(15,623)	(18,101)
2038	43740	766	520522	Motor Fuel Tax Fund	DPW-Street Services	Social Security Expense	(251)	(535)	-	-	-
2038	43800	101	520522	Motor Fuel Tax Fund	DPW-Forestry	Social Security Expense	(209)	(421)	(438)	(438)	(907)
2038	43900	733	520522	Motor Fuel Tax Fund	DPW-Fleet	Social Security Expense	(1,546)	(1,682)	(1,858)	(1,858)	(1,940)
2038	43700	101	520523	Motor Fuel Tax Fund	DPW-Engineering	Medicare Expense	-	-	-	-	-
2038	43720	101	520523	Motor Fuel Tax Fund	DPW-Street Lighting	Medicare Expense	(365)	(490)	(535)	(535)	(738)
2038	43720	751	520523	Motor Fuel Tax Fund	DPW-Street Lighting	Medicare Expense	(848)	(885)	(977)	(977)	(1,451)
2038	43720	752	520523	Motor Fuel Tax Fund	DPW-Street Lighting	Medicare Expense	(727)	(758)	(837)	(837)	(1,244)
2038	43720	753	520523	Motor Fuel Tax Fund	DPW-Street Lighting	Medicare Expense	(484)	(506)	(558)	(558)	(829)
2038	43730	777	520523	Motor Fuel Tax Fund	DPW-Water	Medicare Expense	(338)	(288)	(437)	(437)	(517)
2038	43740	101	520523	Motor Fuel Tax Fund	DPW-Street Services	Medicare Expense	-	-	-	-	-
2038	43740	761	520523	Motor Fuel Tax Fund	DPW-Street Services	Medicare Expense	(3,782)	(4,756)	(4,513)	(4,513)	(5,395)
2038	43740	765	520523	Motor Fuel Tax Fund	DPW-Street Services	Medicare Expense	(2,778)	(2,139)	(3,719)	(3,719)	(4,299)
2038	43740	766	520523	Motor Fuel Tax Fund	DPW-Street Services	Medicare Expense	(59)	(125)	-	-	-
2038	43800	101	520523	Motor Fuel Tax Fund	DPW-Forestry	Medicare Expense	(49)	(98)	(102)	(102)	(212)
2038	43900	733	520523	Motor Fuel Tax Fund	DPW-Fleet	Medicare Expense	(361)	(394)	(435)	(435)	(454)
2038	43700	101	520527	Motor Fuel Tax Fund	DPW-Engineering	IMRF Expense	-	-	-	-	-
2038	43720	101	520527	Motor Fuel Tax Fund	DPW-Street Lighting	IMRF Expense	(1,407)	(803)	(913)	(913)	(1,497)
2038	43720	751	520527	Motor Fuel Tax Fund	DPW-Street Lighting	IMRF Expense	(3,266)	(1,744)	(2,129)	(2,129)	(3,493)
2038	43720	752	520527	Motor Fuel Tax Fund	DPW-Street Lighting	IMRF Expense	(2,799)	(1,495)	(1,825)	(1,825)	(2,994)
2038	43720	753	520527	Motor Fuel Tax Fund	DPW-Street Lighting	IMRF Expense	(1,866)	(997)	(1,217)	(1,217)	(1,996)

<u>Fund</u>	<u>Dept</u>	<u>Program</u>	<u>Account</u>	<u>Description</u>	<u>Department</u>	<u>Description</u>	<u>2022</u> <u>Actual</u>	<u>2023</u> <u>Actual</u>	<u>2024</u> <u>Approved</u> <u>Budget</u>	<u>Amended</u> <u>2024</u> <u>Budget</u>	<u>2025</u> <u>Proposed</u> <u>Budget</u>
2038	43730	777	520527	Motor Fuel Tax Fund	DPW-Water	IMRF Expense	(1,382)	(579)	(953)	(953)	(1,244)
2038	43740	101	520527	Motor Fuel Tax Fund	DPW-Street Services	IMRF Expense	-	-	-	-	-
2038	43740	761	520527	Motor Fuel Tax Fund	DPW-Street Services	IMRF Expense	(14,584)	(9,382)	(9,836)	(9,836)	(12,984)
2038	43740	765	520527	Motor Fuel Tax Fund	DPW-Street Services	IMRF Expense	(10,469)	(4,229)	(8,105)	(8,105)	(10,347)
2038	43740	766	520527	Motor Fuel Tax Fund	DPW-Street Services	IMRF Expense	(229)	(246)	-	-	-
2038	43800	101	520527	Motor Fuel Tax Fund	DPW-Forestry	IMRF Expense	(191)	(176)	(223)	(223)	(511)
2038	43900	733	520527	Motor Fuel Tax Fund	DPW-Fleet	IMRF Expense	(1,422)	(796)	(947)	(947)	(1,092)
2038	43720	101	510519	Motor Fuel Tax Fund	DPW-Street Lighting	Vacation Time Payout	-	(1,025)	-	-	-
2038	43800	101	520515	Motor Fuel Tax Fund	DPW-Forestry	Health Insurance Opt Out	-	(5)	-	-	-
2038	43900	733	520537	Motor Fuel Tax Fund	DPW-Fleet	HAS Employer Expense	-	(125)	(120)	(120)	(120)
SUB-TOTAL FRINGE BENEFITS							(194,543)	(208,003)	(242,243)	(242,243)	(305,147)
2038	41300	101	530675	Motor Fuel Tax Fund	DPW - Administration	Bank Charges	-	-	-	-	-
2038	43720	751	540692	Motor Fuel Tax Fund	DPW-Street Lighting	Electricity	(120,987)	(89,493)	(135,000)	(135,000)	(135,000)
SUB-TOTAL CONTRACTUAL SERVICES							(120,987)	(89,493)	(135,000)	(135,000)	(135,000)
2038	43780	101	570951	Motor Fuel Tax Fund	Construction Resurfacing	Local Street Construction	(922,888)	-	(1,323,875)	(2,390,098)	(140,000)
2038	43740	761	560633	Motor Fuel Tax Fund	DPW-Street Services	Roadway Maintenance	(36,613)	(42,036)	(72,500)	(72,500)	(72,500)
2038	43740	765	560633	Motor Fuel Tax Fund	DPW-Street Services	Roadway Maintenance	(150,446)	(117,190)	(265,000)	(265,000)	(255,000)
SUB-TOTAL MATERIALS & SUPPLIES							(1,109,946)	(159,226)	(1,661,375)	(2,727,598)	(467,500)
2038	41300	101	591801	Motor Fuel Tax Fund	DPW - Administration	Transfer To General Fund	-	-	-	-	-
SUB-TOTAL TRANSFERS							-	-	-	-	-
SUB-TOTAL EXPENDITURES							(2,105,627)	(1,211,175)	(2,874,080)	(3,940,303)	(1,951,680)
NET SURPLUS/(DEFICIT)							40,698	1,344,630	(654,080)	(1,720,303)	163,320

## **Special Service Area (SSA) #1**

### **Fund Summary:**

The Special Service Area (SSA) #1 Fund is used to account for the property tax receipts as collected by the County. The area, which is confined to the greater downtown Oak Park area, levies a separate tax to assist in the marketing and promoting of businesses in the district.

The expenditure of the these funds is subject to the on-going application of an agreement between the Village of Oak Park and the Harlem Lake Marion Corporation (commonly referred to as Downtown Oak Park).

*(The remainder of this page has been intentionally left blank.)*

VILLAGE OF OAK PARK  
 FISCAL YEAR 2025 BUDGET  
 SPECIAL SERVICE AREA #1 FUND

<u>Fund</u>	<u>Dept</u>	<u>Program</u>	<u>Account</u>	<u>Description</u>	<u>Department</u>	<u>Description</u>	<u>2022 Actual</u>	<u>2023 Actual</u>	<u>2024 Approved Budget</u>	<u>Amended 2024 Budget</u>	<u>2025 Proposed Budget</u>
2081	41300	101	411401	SSA#1- Downtown Oak Park	Finance	Property Tax Levy	700,249	734,463	775,000	775,000	775,000
2081	41300	101	461490	SSA#1- Downtown Oak Park	Finance	Interest Revenue	-	-	1,500	1,500	1,500
SUB-TOTAL REVENUE							700,249	734,463	776,500	776,500	776,500
2081	41300	101	530667	SSA#1- Downtown Oak Park	Finance	External Support	(725,000)	(700,000)	(725,000)	(725,000)	(725,000)
2081	41300	101	530675	SSA#1- Downtown Oak Park	Finance	Bank Charges	-	-	(1,000)	(1,000)	(1,000)
SUB-TOTAL EXPENDITURES							(725,000)	(700,000)	(726,000)	(726,000)	(726,000)
NET SURPLUS/(DEFICIT)							(24,751)	34,463	50,500	50,500	50,500

(The remainder of this page has been intentionally left blank.)

## Section 108 Loan Fund

### **Fund Summary:**

The Village's Section 108 Loan Fund was established in order for Oak Park businesses to be able to utilize up-to \$3 million dollars in available federal money provided by the Department of Housing and Urban Development (HUD). Eligible Oak Park Section 108 Loan Fund activities include acquisition, rehabilitation, operating capital and the purchase and installation of equipment.

Federal guidelines require that every Section 108 Loan Fund activity must be CDBG-eligible and must create and/or retain permanent full-time jobs, at least 51 percent of which must be held by or made available to low and moderate income persons. Also, one low and moderate income full-time equivalent job must be created, or retained, for every \$35,000 invested in a Section 108 Loan Fund activity.

Oak Park businesses seeking a Section 108 loan are expected to have additional sources of funding for the proposed economic development activity. In order to minimize the risk to the Village, each loan application is required to go through an intensive and thorough review process, based on accepted underwriting standards and HUD guidelines.

*(The remainder of this page has been intentionally left blank.)*



VILLAGE OF OAK PARK  
FISCAL YEAR 2025 BUDGET  
SECTION 108 LOAN FUND

<u>Fund</u>	<u>Dept</u>	<u>Program</u>	<u>Account</u>	<u>Description</u>	<u>Department</u>	<u>Description</u>	<u>2022</u> <u>Actual</u>	<u>2023</u> <u>Actual</u>	<u>2024</u> <u>Approved</u> <u>Budget</u>	<u>Amended</u> <u>2024</u> <u>Budget</u>	<u>Year</u> <u>To Date</u> <u>10/23/2024</u>	<u>Year</u> <u>End</u> <u>Estimate</u>	<u>2025</u> <u>Requested</u> <u>Budget</u>
2088	46201	101	431481	Section 108 Loan Fund	DCS - Neig. Srv. - CDBG	Grant Revenue	-	-	-	-	-	-	-
						SUB-TOTAL REVENUE	-	-	-	-	-	-	-
2088	46201	101	583607	Section 108 Loan Fund	DCS - Neig. Srv. - CDBG	Loan Disbursements	-	-	-	-	-	-	-
						SUB-TOTAL EXPENDITURES	-	-	-	-	-	-	-
						NET SURPLUS/(DEFICIT)	-	-	-	-	-	-	-

(The remainder of this page has been intentionally left blank.)

## **Special Service Area (SSA) #7**

### **Fund Summary:**

The Special Service Area (SSA) #7 Fund was created in Fiscal Year 2014 to account for traffic diverters placed along 1200 Elmwood and Rossell.

*(The remainder of this page has been intentionally left blank.)*

VILLAGE OF OAK PARK  
FISCAL YEAR 2025 BUDGET  
SPECIAL SERVICE AREA #7 FUND

<u>Fund</u>	<u>Dept</u>	<u>Program</u>	<u>Account</u>	<u>Description</u>	<u>Department</u>	<u>Description</u>	<u>2022 Actual</u>	<u>2023 Actual</u>	<u>2024 Approved Budget</u>	<u>Amended 2024 Budget</u>	<u>Year To Date 10/23/2024</u>	<u>Year End Estimate</u>	<u>2025 Requested Budget</u>
2090	41300	101	461490	SSA#7 Elmwood & Rossell	Finance	Interest Revenue	-	-	-	-	-	-	-
2090	41300	101	411401	SSA#7 Elmwood & Rossell	Finance	Property Tax Levy	-	-	-	-	-	-	-
SUB-TOTAL REVENUES							-	-	-	-	-	-	-
2090	41300	101	530675	SSA#7 Elmwood & Rossell	Finance	Bank Charges	-	-	-	-	-	-	-
2090	41300	101	560657	SSA#7 Elmwood & Rossell	Finance	Refunds to Taxpayers	-	-	-	-	-	-	-
2090	41300	101	570959	SSA#7 Elmwood & Rossell	Finance	Streetscaping	-	-	-	-	-	-	-
2090	41300	101	591895	SSA#7 Elmwood & Rossell	Finance	Transfer to CIP Fund	(23,529)	-	-	-	-	-	-
SUB-TOTAL EXPENDITURES							(23,529)	-	-	-	-	-	-
NET SURPLUS/(DEFICIT)							(23,529)	-	-	-	-	-	-

*(The remainder of this page has been intentionally left blank.)*

## Special Service Area (SSA) #8

### Fund Summary:

The Special Service Area (SSA) #8 Fund was created in Fiscal Year 2018 to fund the design, construction, and maintenance of mid-block speed tables on the 1200 blocks of North East Avenue, Linden Avenue and North Euclid Avenue for a five-year period.

*(The remainder of this page has been intentionally left blank.)*

VILLAGE OF OAK PARK  
FISCAL YEAR 2025 BUDGET  
SPECIAL SERVICE AREA #8 FUND

<u>Fund</u>	<u>Dept</u>	<u>Program</u>	<u>Account</u>	<u>Description</u>	<u>Department</u>	<u>Description</u>	<u>2022</u> <u>Actual</u>	<u>2023</u> <u>Actual</u>	<u>2024</u> <u>Approved</u> <u>Budget</u>	<u>Amended</u> <u>2024</u> <u>Budget</u>	<u>Year</u> <u>To Date</u> <u>10/23/2024</u>	<u>Year</u> <u>End</u> <u>Estimate</u>	<u>2025</u> <u>Requested</u> <u>Budget</u>
2092	41300	101	461490	SSA#8 Levy	Finance	Interest Revenue	-	-	-	-	-	-	-
2092	41300	101	411406	SSA#8 Levy	Finance	Property Tax Levy	3,902	-	-	-	-	-	-
SUB-TOTAL REVENUES							3,902	-	-	-	-	-	-
2092	41300	101	591895	Transfer to CIP	Finance	Transfer to CIP Fund	-	(17,409)	-	-	-	-	-
SUB-TOTAL EXPENDITURES							-	(17,409)	-	-	-	-	-
NET SURPLUS/(DEFICIT)							3,902	(17,409)	-	-	-	-	-

(The remainder of this page has been intentionally left blank.)

## State Rico Fund

### Fund Summary:

The State Rico Fund receives assets distributed in accordance with Illinois Complied Statues. These funds must be used for the enforcement of the Cannabis Control Act and the Controlled Substance Act.

*(The remainder of this page has been intentionally left blank.)*

VILLAGE OF OAK PARK  
FISCAL YEAR 2025 BUDGET  
STATE RICO FUND

<u>Fund</u>	<u>Dept</u>	<u>Program</u>	<u>Account</u>	<u>Description</u>	<u>Department</u>	<u>Description</u>	<u>2022</u> <u>Actual</u>	<u>2023</u> <u>Actual</u>	<u>2024</u> <u>Approved</u> <u>Budget</u>	<u>Amended</u> <u>2024</u> <u>Budget</u>	<u>2025</u> <u>Proposed</u> <u>Budget</u>
2021	42480	101	452485	State RICO Forfeiture Fund	POLICE	Asset Seizures Forfeitures	79,337	-	10,000	10,000	10,000
2021	41300	101	461490	State RICO Forfeiture Fund	POLICE	Interest Revenue	-	-	200	200	200
2021	42480	101	462476	State RICO Forfeiture Fund	POLICE	Gain/Loss on Sale of Property	-	-	-	-	-
SUB-TOTAL REVENUE							79,337	-	10,200	10,200	10,200
2021	42400	101	560655	State RICO Forfeiture Fund	POLICE	Reimbursements	-	-	-	-	-
2021	42400	101	530667	State RICO Forfeiture Fund	POLICE	External Support	-	-	(10,000)	(10,000)	(10,000)
2021	41300	101	530675	State RICO Forfeiture Fund	POLICE	Bank Charges	-	-	-	-	-
SUB-TOTAL EXPENDITURES							-	-	(10,000)	(10,000)	(10,000)
NET SURPLUS/(DEFICIT)							79,337	-	200	200	200

(The remainder of this page has been intentionally left blank.)

## **Tobacco Enforcement Program Fund**

### **Fund Summary:**

The Tobacco Enforcement Program (TEP) is funded by the Illinois Department of Human Services – Division of Alcoholism and Substance Abuse. TEP enables the Police Department to collaborate with retailers to stop illegal tobacco sales to minors.

*(The remainder of this page has been intentionally left blank.)*



VILLAGE OF OAK PARK  
 FISCAL YEAR 2025 BUDGET  
 TOBACCO ENFORCEMENT PROGRAM FUND

<u>Fund</u>	<u>Dept</u>	<u>Program</u>	<u>Account</u>	<u>Description</u>	<u>Department</u>	<u>Description</u>	<u>2022 Actual</u>	<u>2023 Actual</u>	<u>2024 Approved Budget</u>	<u>Amended 2024 Budget</u>	<u>2025 Proposed Budget</u>
2220	42490	101	431400	Tobacco Enforcement Grant	POLICE - Grants	Grant Revenue	2,879	1,772	3,000	3,000	-
						SUB-TOTAL REVENUES	2,879	1,772	3,000	3,000	-
2220	42490	101	550701	Tobacco Enforcement Grant	POLICE - Grants	Tobacco Grant Expenditures	(2,879)	(936)	(3,000)	(3,000)	-
						SUB-TOTAL EXPENDITURES	(2,879)	(936)	(3,000)	(3,000)	-
						NET SURPLUS/(DEFICIT)	-	836	-	-	-

(The remainder of this page has been intentionally left blank.)

## Travel, Training & Wellness

### **Fund Summary:**

The Travel, Training & Wellness Fund exists to fund initiatives related to the professional and personal development of the Village's workforce. Revenues in the Fund are generated from point rewards issued when purchases are made with Village credit cards. The credit card rebate is paid to the Village each January and credited to prior year budget revenue. There are no legal restrictions for use of these funds.

*(The remainder of this page has been intentionally left blank.)*

VILLAGE OF OAK PARK  
FISCAL YEAR 2025 BUDGET  
TRAVEL, TRAINING & WELLNESS

<u>Fund</u>	<u>Dept</u>	<u>Program</u>	<u>Account</u>	<u>Description</u>	<u>Department</u>	<u>Description</u>	<u>2022 Actual</u>	<u>2023 Actual</u>	<u>2024 Approved Budget</u>	<u>Amended 2024 Budget</u>	<u>2025 Proposed Budget</u>
1050	41300	101	441460	Travel, Training & Wellness	Finance	Credit Card Points Revenue	-	38,588	40,000	40,000	45,000
						SUB-TOTAL REVENUES	-	38,588	40,000	40,000	45,000
1050	41020	101	530650	Travel, Training & Wellness	Village Manager's Office	Conferences Training	-	-	-	-	-
1050	42500	101	530650	Travel, Training & Wellness	Fire - Admin	Conferences Training	-	-	-	-	-
1050	41020	101	530667	Travel, Training & Wellness	Village Manager's Office	External Support	-	-	-	-	-
1050	41300	101	530667	Travel, Training & Wellness	Finance	External Support	-	(66)	(54,000)	(54,000)	(54,000)
1050	43790	711	560627	Travel, Training & Wellness	DPW - Building Maintenance	Building Materials	-	-	-	-	-
						SUB-TOTAL EXPENDITURES	-	(66)	(54,000)	(54,000)	(54,000)
						NET SURPLUS/(DEFICIT)	-	38,522	(14,000)	(14,000)	(9,000)

*(The remainder of this page has been intentionally left blank.)*

VILLAGE OF OAK PARK  
FISCAL YEAR 2025 BUDGET  
CAPITAL BUILDING IMPROVEMENTS FUND

<u>Fund</u>	<u>Dept</u>	<u>Program</u>	<u>Account</u>	<u>Description</u>	<u>Department</u>	<u>Description</u>	<u>2022</u> <u>Actual</u>	<u>2023</u> <u>Actual</u>	<u>2024</u> <u>Approved</u> <u>Budget</u>	<u>Amended</u> <u>2024</u> <u>Budget</u>	<u>2025</u> <u>Proposed</u> <u>Budget</u>
3012	41300	101	491495	Capital Bldg Improvements	DPW - Building Maintenance	Transfer From CIP Fund	1,700,000	2,500,000	2,100,000	2,100,000	2,100,000
3012	43790	101	431400	Capital Bldg Improvements	DPW - Building Maintenance	Grant Revenue	-	-	-	-	-
3012	41020	101	431402	SEM Incentive	DPW - Building Maintenance	Revenue	-	65,069	-	-	-
SUB-TOTAL REVENUE							1,700,000	2,565,069	2,100,000	2,100,000	2,100,000
3012	43790	101	540673	Capital Bldg Improvements	DPW - Building Maintenance	Building Maintenance	(747,240)	(1,311,641)	(2,797,885)	(3,190,717)	(4,435,500)
3012	43790	200	540673	Capital Bldg Improvements	DPW - Building Maintenance	Building Maintenance	-	-	(35,000)	(35,000)	-
SUB-TOTAL EXPENDITURES							(747,240)	(1,311,641)	(2,832,885)	(3,225,717)	(4,435,500)
NET SURPLUS/(DEFICIT)							952,760	1,253,428	(732,885)	(1,125,717)	(2,335,500)

*(The remainder of this page has been intentionally left blank.)*

## Equipment Replacement Fund

### Fund Summary:

The Equipment Replacement Fund tracks expenses related to major equipment purchase. Expenditures charged to this fund include any capitalized equipment purchase but excludes vehicles which are budgeted in the Fleet Fund.

*(The remainder of this page has been intentionally left blank.)*

VILLAGE OF OAK PARK  
FISCAL YEAR 2025 BUDGET  
EQUIPMENT REPLACEMENT FUND

<u>Fund</u>	<u>Dept</u>	<u>Program</u>	<u>Account</u>	<u>Description</u>	<u>Department</u>	<u>Description</u>	<u>2022 Actual</u>	<u>2023 Actual</u>	<u>2024 Approved Budget</u>	<u>Amended 2024 Budget</u>	<u>2025 Proposed Budget</u>
3029	42400	101	441462	Equipment Replacement Fund	Finance	Miscellaneous Revenue	-	-	-	-	-
3029	41300	101	461490	Equipment Replacement Fund	Finance	Interest Revenue	-	-	-	-	-
3029	42500	101	431400	Equipment Replacement Fund	Finance	Grant Revenue	-	-	-	-	-
3029	41300	101	491495	Equipment Replacement Fund	Finance	Transfer From CIP Fund	1,250,000	400,000	-	-	-
3029	41300	101	493807	Equipment Replacement Fund	Finance	Installment of Contract Issuance	1,252,364	-	-	-	-
SUB-TOTAL REVENUE							2,502,364	400,000	-	-	-
3029	43790	101	540673	Equipment Replacement Fund	Finance	Building Maintenance	-	-	-	-	-
3029	41300	905	550689	Equipment Replacement Fund	Finance	Operational Mainten Support	-	-	-	-	-
3029	41040	884	540690	Equipment Replacement Fund	Finance	Telecommunication Charges	-	-	-	-	-
3029	41300	884	540690	Equipment Replacement Fund	Finance	Telecommunication Charges	(61,975)	(24,569)	-	(78,530)	-
3029	41300	905	540690	Equipment Replacement Fund	Finance	Telecommunication Charges	-	-	-	-	-
3029	41300	905	570290	Equipment Replacement Fund	Finance	WAN Equipment	-	-	-	-	-
3029	41300	884	570292	Equipment Replacement Fund	Finance	Telephone System	-	-	-	-	-
3029	41300	905	570294	Equipment Replacement Fund	Finance	Printers	(2,906)	-	-	-	-
3029	41300	906	570710	Equipment Replacement Fund	Finance	Equipment	(708)	-	-	-	(40,000)
3029	41300	612	570710	Equipment Replacement Fund	Finance	Equipment	-	(20,000)	-	-	-
3029	41300	714	570710	Equipment Replacement Fund	Finance	Equipment	(86,275)	(104,507)	(90,000)	(140,000)	(200,000)
3029	41300	910	570711	Equipment Replacement Fund	Finance	Equipment	-	-	-	-	-
3029	41300	101	570711	Equipment Replacement Fund	Finance	Equipment	-	-	-	-	-
3029	41300	101	570949	Equipment Replacement Fund	Finance	Capital Outlay - Installment Contract	(1,252,364)	-	-	-	-
3029	41300	905	570711	Equipment Replacement Fund	Finance	Software	(23,592)	-	-	-	-
3029	41300	906	570711	Equipment Replacement Fund	Finance	Software	-	-	-	-	-
3029	41300	714	570711	Equipment Replacement Fund	Finance	Software	-	-	-	-	-
3029	41300	909	570711	Equipment Replacement Fund	Finance	Software	-	-	-	-	-
3029	41300	915	570711	Equipment Replacement Fund	Finance	Software	-	-	-	-	-
3029	41300	905	570720	Equipment Replacement Fund	Finance	Computer Equipment	(45,831)	-	-	-	-
3029	41300	906	570720	Equipment Replacement Fund	Finance	Computer Equipment	(15,300)	(353,871)	(271,261)	(309,923)	(271,261)
3029	41300	911	570720	Equipment Replacement Fund	Finance	Computer Equipment	(7,025)	(41,205)	(25,000)	(25,000)	(400,000)
3029	41300	915	570720	Equipment Replacement Fund	Finance	Computer Equipment	-	-	-	-	-
3029	41110	882	570720	Equipment Replacement Fund	Finance	Computer Equipment	-	-	-	-	-
3029	41300	884	570720	Equipment Replacement Fund	Finance	Computer Equipment	(64,586)	(113,284)	(407,500)	(407,500)	(228,000)
3029	41300	909	570720	Equipment Replacement Fund	Finance	Computer Equipment	-	-	-	-	-
3029	41300	199	591895	Equipment Replacement Fund	Finance	Interfund Transfer to CIP Fund	-	-	-	-	-
SUB-TOTAL EXPENDITURES							(1,560,561)	(657,436)	(793,761)	(960,953)	(1,139,261)
NET SURPLUS/(DEFICIT)							941,803	(257,436)	(793,761)	(960,953)	(1,139,261)

## Fleet Replacement Fund

### Fund Summary

The Fleet Replacement Fund is dedicated to tracking expenses associated with vehicle purchases for Village departments, excluding those within the Village's Enterprise funds (Water/Sewer, Parking, and Environmental Services).

The Fleet Services Division, part of the Public Works Department, collaborates with relevant departments to assess equipment needs and determine optimal replacement cycles. This process is based on a thorough analysis of maintenance cost-effectiveness, life expectancy, technological advancements, environmental impacts, and the reinvestment of resale proceeds.

The Fleet Services Division is committed to the fiscally responsible expansion of our Green Fleet. Our goal is to ensure that all equipment meets the specific needs of each Village department while reducing fuel consumption and contributing to environmental sustainability. The Village's Green Fleet currently includes 2 Compressed Natural Gas (CNG) pickup trucks, 34 hybrid vehicles, 20 electric vehicles, and 58 diesel vehicles running on B20 biodiesel fuel. As a result, 53% of our fleet now uses alternative fuels, underscoring our dedication to a sustainable future.

The Village owns and maintains 214 vehicles and pieces of equipment dedicated to each department as follows:

- Village Hall vehicles include Development Customer Services, Health Department, and Pool cars: 19 total: 6 hybrid sedans, 10 EV sedans, 1 EV van, and 1 ICE SUV.
- Police: 75 total: 41 marked squads and 22 unmarked squads. The remaining vehicles consist of CSO vehicles, specialty vehicles, and generators. Of these, there are 11 Patrol hybrid SUVs, 1 unmarked hybrid SUV, 3 unmarked EV SUVs, and 1 CSO hybrid sedan.
- Parking Enforcement: 5 total: 1 Minivan, 2 hybrid pickups, and 2 hybrid SUVs.
- Fire: 17 total: 3 Pumpers, 1 ladder truck, 4 ambulances, 1 pickup truck, 2 SUVs, 1 sedan, 2 admin hybrid sedans, 2 inspector EV sedans, and 1 ATV.
- Public Works: 65 total: 4 admin/pool EVs, 7 admin/pool hybrid vehicles, 1 admin/pool SUV, 1 full-size van, 1 minivan, 8 pickup trucks, 1 bi-fuel CNG pickup, 4 aerial trucks, 14 large trucks, 2 front end loaders, 5 one-ton trucks, 1 garbage truck, 1 street sweeper, 1 tow truck and 14 various pieces of equipment and trailers.
- Parking Fund vehicles: 5 total: 1 hybrid pickup, 2 minivans, 1 bi-fuel CNG pickup truck with plow, and 1 small SUV.
- Water & Sewer Fund vehicles: 27 total: 5 large trucks, 3 one-ton trucks, 2 backhoe/loaders, 1 front-end loader, 3 pickup trucks, 1 portable pumping station generator, 1 stationary pumping station generator, 2 hybrid pickup trucks, 1 EV sedan, 1 minivan, 1 EV van, 1 step van, and 5 various pieces of equipment and trailers.
- Environmental Services Fund: 1 pickup truck.

VILLAGE OF OAK PARK  
FISCAL YEAR 2025 BUDGET  
FLEET REPLACEMENT FUND

<u>Fund</u>	<u>Dept</u>	<u>Program</u>	<u>Account</u>	<u>Description</u>	<u>Department</u>	<u>Description</u>	<u>2022</u> <u>Actual</u>	<u>2023</u> <u>Actual</u>	<u>2024</u> <u>Approved</u> <u>Budget</u>	<u>Amended</u> <u>2024</u> <u>Budget</u>	<u>2025</u> <u>Proposed</u> <u>Budget</u>
3032	43900	101	491424	Fleet Replacement Fund	DPW - Fleet Operations	Transfer From Rico Fund	-	-	150,000	150,000	150,000
3032	43900	101	491495	Fleet Replacement Fund	DPW - Fleet Operations	Transfer From CIP Fund	1,450,000	1,681,000	1,450,000	1,450,000	1,450,000
3032	43900	101	493804	Fleet Replacement Fund	DPW - Fleet Operations	Capital Lease Proceeds	-	-	-	-	-
SUB-TOTAL REVENUE							1,450,000	1,681,000	1,600,000	1,600,000	1,600,000
3032	43900	101	570750	Fleet Replacement Fund	DPW - Fleet Operations	Vehicles - Administration	(68,207)	(103,614)	-	-	(114,000)
3032	43900	200	570750	Fleet Replacement Fund	DPW - Fleet Operations	Vehicles - Sustainability	-	-	-	-	-
3032	43900	851	570750	Fleet Replacement Fund	DPW - Fleet Operations	Vehicles - Fire	-	(200)	-	(1,219,300)	(1,302,000)
3032	43900	856	570750	Fleet Replacement Fund	DPW - Fleet Operations	Vehicles - Parking Enforcement	(6,713)	(22,049)	-	(76,000)	-
3032	43900	857	570750	Fleet Replacement Fund	DPW - Fleet Operations	Vehicles - Police	(146,681)	(278,602)	(590,000)	(805,000)	(457,000)
3032	43900	858	570750	Fleet Replacement Fund	DPW - Fleet Operations	Vehicles - Public Works	(252,751)	(392,892)	(620,000)	(1,175,000)	(254,000)
3032	43900	858	570751	Fleet Replacement Fund	DPW - Fleet Operations	Capital Lease Interest Expense	(4,403)	(3,633)	(2,750)	(2,750)	(1,850)
3032	43900	851	570751	Fleet Replacement Fund	DPW - Fleet Operations	Capital Lease Interest Expense	(6,033)	(3,066)	-	-	-
3032	43900	858	570752	Fleet Replacement Fund	DPW - Fleet Operations	Capital Lease Principal	(47,255)	(48,024)	(48,908)	(48,908)	(49,808)
3032	43900	851	570752	Fleet Replacement Fund	DPW - Fleet Operations	Capital Lease Principal	(88,825)	(91,792)	-	-	-
SUB-TOTAL EXPENDITURES							(620,868)	(943,872)	(1,261,658)	(3,326,958)	(2,178,658)
NET SURPLUS/(DEFICIT)							829,132	737,128	338,342	(1,726,958)	(578,658)

(The remainder of this page has been intentionally left blank.)



## Capital Improvement Fund

### Fund Summary:

The Capital Improvement Fund generates revenue through a dedicated 1% home rule sales tax, a six cent per gallon gasoline tax, a 3% local cannabis tax, an allocated 1% telecommunications tax, as well as grants and bond proceeds.

The fund's most notable expenses are the repair and replacement of local streets, alleys and sidewalks. It also funds the other capital funds through inter-fund transfers.

*(The remainder of this page has been intentionally left blank.)*

**VILLAGE OF OAK PARK  
FISCAL YEAR 2025 BUDGET  
CAPITAL IMPROVEMENTS FUND**

<u>Fund</u>	<u>Dept</u>	<u>Program</u>	<u>Account</u>	<u>Description</u>	<u>Department</u>	<u>Description</u>	<u>2022 Actual</u>	<u>2023 Actual</u>	<u>2024 Approved Budget</u>	<u>Amended 2024 Budget</u>	<u>2025 Proposed Budget</u>
3095	43780	101	413406	Capital Improvement Fund	DPW - Capital Projects	Homerule Sales Tax	4,115,902	4,107,994	4,400,000	4,400,000	4,120,000
3095	41300	101	413407	Capital Improvement Fund	DPW - Capital Projects	PACE Shelter Ad Revenue	-	-	12,000	12,000	-
3095	41300	101	414414	Capital Improvement Fund	DPW - Capital Projects	Cannabis Tax	284,917	187,564	220,000	220,000	150,000
3095	41300	101	414414	Capital Improvement Fund	DPW - Capital Projects	Ride Share Tax	-	-	-	-	-
3095	43780	101	414416	Capital Improvement Fund	DPW - Capital Projects	Local Option Gasoline Tax	510,370	519,544	510,000	510,000	425,000
3095	43700	1010	431400	Capital Improvement Fund	DPW - Capital Projects	Grant Revenue	-	19,625	-	-	-
3095	43780	101	431400	Capital Improvement Fund	DPW - Capital Projects	Grant Revenue	465,463	105,270	3,833,875	3,833,875	4,991,248
3095	43700	822	440474	Capital Improvement Fund	DPW - Capital Projects	Sidewalk Repair Program	6,620	5,425	-	-	-
3095	43700	815	440477	Capital Improvement Fund	DPW - Capital Projects	Alley Improvements	26,411	37,875	-	-	-
3095	43780	101	441432	Capital Improvement Fund	DPW - Capital Projects	Infrastructure Maintenance Fee	116,677	107,955	125,000	125,000	125,000
3095	43700	101	441462	Capital Improvement Fund	DPW - Capital Projects	Miscellaneous Revenue	6,520	11,000	2,000	2,000	1,000
3095	43800	741	441475	Capital Improvement Fund	DPW - Capital Projects	Recovered Damages	-	670	-	-	-
3095	41300	101	461490	Capital Improvement Fund	DPW - Capital Projects	Interest Revenue	73,592	235,423	-	-	-
3095	41300	101	491401	Capital Improvement Fund	DPW - Capital Projects	Transfer From General Fund	4,000,000	1,100,000	6,347,844	6,347,844	32,794,959
3095	41300	101	491425	Capital Improvement Fund	DPW - Capital Projects	Transfer Fr Debt Service Fund (Bond Issue)	-	-	-	-	-
3095	41300	101	491425	Capital Improvement Fund	DPW - Capital Projects	Transfer Fr Debt Service (DSF Reserves)	-	-	-	-	-
3095	41300	101	491490	Capital Improvement Fund	DPW - Capital Projects	Transfer Fr ARPA Fund	-	5,500,000	-	-	-
3095	41300	101	491499	Capital Improvement Fund	DPW - Capital Projects	Transfer from Other Funds	23,529	17,409	-	-	-
SUB-TOTAL REVENUE							9,630,000	11,955,754	15,450,719	15,450,719	42,607,207
3095	43710	101	510501	Capital Improvement Fund	DPW - Capital Projects	Regular Salaries	(21,977)	-	(36,694)	(36,694)	(33,990)
3095	43710	101	510501	Capital Improvement Fund	DPW - Capital Projects	Regular Salaries	-	-	-	-	-
3095	46260	101	510501	Capital Improvement Fund	DPW - Capital Projects	Regular Salaries	(101,667)	(75,281)	(102,737)	(102,737)	(108,365)
3095	43780	101	510501	Capital Improvement Fund	DPW - Capital Projects	Regular Salaries	-	(6,038)	-	-	-
3095	43780	721	510501	Capital Improvement Fund	DPW - Capital Projects	Regular Salaries	(255,674)	(326,275)	(619,545)	(619,545)	(574,146)
3095	43700	721	510501	Capital Improvement Fund	DPW - Capital Projects	Regular Salaries	-	-	-	-	-
3095	43780	721	510503	Capital Improvement Fund	DPW - Capital Projects	Overtime	-	-	(10,000)	(10,000)	(10,000)
3095	46260	101	510506	Capital Improvement Fund	DPW - Capital Projects	Equip Allow (Auto,Phone,Tools)	(167)	(83)	(168)	(168)	-
3095	43780	721	510515	Capital Improvement Fund	DPW - Capital Projects	Comp Time	-	-	-	-	-
3095	43780	101	510518	Capital Improvement Fund	DPW - Capital Projects	Seasonal Employees	-	-	-	-	-
3095	43780	721	510519	Capital Improvement Fund	DPW - Capital Projects	Vacation Time Payout	-	(1,378)	-	-	-
SUB-TOTAL PERSONAL SERVICES							(379,484)	(409,055)	(769,144)	(769,144)	(726,501)
3095	43780	721	510509	Capital Improvement Fund	DPW - Capital Projects	Comp Time Payout	-	-	-	-	-
3095	46260	101	520520	Capital Improvement Fund	DPW - Capital Projects	Life Insurance Expense	(62)	(44)	(70)	(70)	(70)
3095	43780	721	520520	Capital Improvement Fund	DPW - Capital Projects	Life Insurance Expense	(177)	(177)	(660)	(660)	(632)
3095	43700	721	520520	Capital Improvement Fund	DPW - Capital Projects	Life Insurance Expense	-	-	-	-	-
3095	43710	101	520520	Capital Improvement Fund	DPW - Capital Projects	Life Insurance Expense	(14)	-	(23)	(23)	(23)

**VILLAGE OF OAK PARK  
FISCAL YEAR 2025 BUDGET  
CAPITAL IMPROVEMENTS FUND**

<u>Fund</u>	<u>Dept</u>	<u>Program</u>	<u>Account</u>	<u>Description</u>	<u>Department</u>	<u>Description</u>	<u>2022 Actual</u>	<u>2023 Actual</u>	<u>2024 Approved Budget</u>	<u>Amended 2024 Budget</u>	<u>2025 Proposed Budget</u>
3095	46260	101	520521	Capital Improvement Fund	DPW - Capital Projects	Health Insurance Expense	(10,971)	(7,321)	(14,206)	(14,206)	(4,348)
3095	43780	721	520521	Capital Improvement Fund	DPW - Capital Projects	Health Insurance Expense	(30,726)	(29,452)	(120,678)	(120,678)	(61,390)
3095	43700	721	520521	Capital Improvement Fund	DPW - Capital Projects	Health Insurance Expense	-	-	-	-	-
3095	43710	101	520521	Capital Improvement Fund	DPW - Capital Projects	Health Insurance Expense	(3,006)	-	(7,526)	(7,526)	(2,264)
3095	46260	101	520522	Capital Improvement Fund	DPW - Capital Projects	Social Security Expense	(5,860)	(4,528)	(6,374)	(6,374)	(6,723)
3095	43780	101	520522	Capital Improvement Fund	DPW - Capital Projects	Social Security Expense	-	(374)	-	-	-
3095	43780	721	520522	Capital Improvement Fund	DPW - Capital Projects	Social Security Expense	(15,269)	(19,764)	(39,012)	(39,012)	(36,197)
3095	43700	721	520522	Capital Improvement Fund	DPW - Capital Projects	Social Security Expense	-	-	-	-	-
3095	43710	101	520522	Capital Improvement Fund	DPW - Capital Projects	Social Security Expense	(1,289)	-	(2,275)	(2,275)	(2,107)
3095	46260	101	520523	Capital Improvement Fund	DPW - Capital Projects	Medicare Expense	(1,419)	(1,059)	(1,490)	(1,490)	(1,571)
3095	43780	101	520523	Capital Improvement Fund	DPW - Capital Projects	Medicare Expense	-	(88)	-	-	-
3095	43780	721	520523	Capital Improvement Fund	DPW - Capital Projects	Medicare Expense	(3,571)	(4,622)	(9,128)	(9,128)	(8,470)
3095	43700	721	520523	Capital Improvement Fund	DPW - Capital Projects	Medicare Expense	-	-	-	-	-
3095	43710	101	520523	Capital Improvement Fund	DPW - Capital Projects	Medicare Expense	(301)	-	(532)	(532)	(493)
3095	46260	101	520527	Capital Improvement Fund	DPW - Capital Projects	IMRF Contributions	(5,432)	(2,055)	(3,246)	(3,246)	(3,782)
3095	43780	721	520527	Capital Improvement Fund	DPW - Capital Projects	IMRF Contributions	(13,544)	(8,931)	(19,894)	(19,894)	(20,387)
3095	43700	721	520527	Capital Improvement Fund	DPW - Capital Projects	IMRF Contributions	-	-	-	-	-
3095	43710	101	520527	Capital Improvement Fund	DPW - Capital Projects	IMRF Contributions	(1,189)	-	(1,160)	(1,160)	(1,186)
SUB-TOTAL FRINGE BENEFITS							(92,829)	(78,415)	(226,274)	(226,274)	(149,643)
3095	43780	101	530650	Capital Improvement Fund	DPW - Capital Projects	Conferences Training	(295)	(706)	(3,000)	(3,000)	(3,000)
3095	41020	101	530667	Capital Improvement Fund	DPW - Capital Projects	External Support	-	-	-	-	-
3095	43780	101	530667	Capital Improvement Fund	DPW - Capital Projects	External Support	(175,221)	(208,450)	(392,620)	(531,587)	(502,810)
3095	43780	200	530667	Capital Improvement Fund	DPW - Capital Projects	External Support	-	-	-	-	-
SUB-TOTAL CONTRACTUAL SERVICES							(175,516)	(209,156)	(395,620)	(534,587)	(505,810)
3095	43780	101	550601	Capital Improvement Fund	DPW - Capital Projects	Printing	(844)	(1,502)	(2,000)	(2,000)	(1,500)
3095	43780	101	550602	Capital Improvement Fund	DPW - Capital Projects	Membership Dues	(285)	(475)	(600)	(600)	(800)
3095	43780	101	550603	Capital Improvement Fund	DPW - Capital Projects	Postage	(1,643)	-	(7,000)	(7,000)	(7,000)
3095	43780	101	550652	Capital Improvement Fund	DPW - Capital Projects	Legal Postings and Doc. Fees	(2,968)	(2,987)	(3,000)	(4,600)	(5,000)
3095	41300	101	550656	Capital Improvement Fund	DPW - Capital Projects	Miscellaneous Expense	-	-	-	-	-
3095	43780	101	550663	Capital Improvement Fund	DPW - Capital Projects	Software License Updates	(15,785)	(16,019)	(44,830)	(44,830)	(57,020)
3095	43780	101	550671	Capital Improvement Fund	DPW - Capital Projects	Office Machine Service	(9,965)	(9,965)	(10,000)	(10,000)	(11,750)
3095	43780	101	550673	Capital Improvement Fund	DPW - Capital Projects	Repairs	-	-	(250)	(250)	(250)
3095	43780	101	550690	Capital Improvement Fund	DPW - Capital Projects	Public Art	-	-	-	-	-
3095	46205	101	550690	Capital Improvement Fund	DPW - Capital Projects	Public Art	-	-	-	-	-
3095	43780	101	560620	Capital Improvement Fund	DPW - Capital Projects	Office Supplies	(255)	(1,463)	(2,000)	(2,000)	(2,000)

**VILLAGE OF OAK PARK  
FISCAL YEAR 2025 BUDGET  
CAPITAL IMPROVEMENTS FUND**

<u>Fund</u>	<u>Dept</u>	<u>Program</u>	<u>Account</u>	<u>Description</u>	<u>Department</u>	<u>Description</u>	<u>2022 Actual</u>	<u>2023 Actual</u>	<u>2024 Approved Budget</u>	<u>Amended 2024 Budget</u>	<u>2025 Proposed Budget</u>
3095	43780	101	560625	Capital Improvement Fund	DPW - Capital Projects	Clothing	(500)	(497)	(500)	(500)	(500)
3095	43780	101	560631	Capital Improvement Fund	DPW - Capital Projects	Operational Supplies	(787)	(2,896)	(2,000)	(2,000)	(2,000)
SUB-TOTAL MATERIALS & SUPPLIES							(33,033)	(35,804)	(72,180)	(73,780)	(87,820)
3095	43780	101	570706	Capital Improvement Fund	DPW - Capital Projects	Project Engineering	(682,442)	(733,003)	(2,930,000)	(3,369,591)	(4,820,994)
3095	43780	200	570706	Capital Improvement Fund	DPW - Capital Projects	Project Engineering	-	-	-	-	-
3095	43780	101	570707	Capital Improvement Fund	DPW - Capital Projects	Capital Improvements	-	-	-	-	-
3095	43780	721	570706	Capital Improvement Fund	DPW - Capital Projects	Project Engineering	-	-	-	-	-
3095	43780	101	570720	Capital Improvement Fund	DPW - Capital Projects	Computer Equipment	-	(1,608)	(4,300)	(2,700)	(2,290)
3095	43780	101	570951	Capital Improvement Fund	DPW - Capital Projects	Local Street Construction	(1,268,548)	(2,335,092)	(2,805,000)	(4,986,822)	(4,235,000)
3095	43780	200	570951	Capital Improvement Fund	DPW - Capital Projects	Local Street Construction	-	-	-	-	-
3095	43780	101	570953	Capital Improvement Fund	DPW - Capital Projects	Sidewalk Improvements	-	(124,390)	(75,000)	(75,000)	(125,000)
3095	43780	200	570953	Capital Improvement Fund	DPW - Capital Projects	Sidewalk Improvements	-	-	-	-	-
3095	43780	101	570954	Capital Improvement Fund	DPW - Capital Projects	Street Lighting Improvements	(951)	(645,485)	(175,000)	(235,000)	(475,000)
3095	43780	200	570954	Capital Improvement Fund	DPW - Capital Projects	Street Lighting Improvements	-	-	-	-	-
3095	43780	101	570955	Capital Improvement Fund	DPW - Capital Projects	Traffic Calming Improvements	(76,478)	(456,976)	(655,000)	(1,489,107)	(1,910,000)
3095	43780	200	570955	Capital Improvement Fund	DPW - Capital Projects	Traffic Calming Improvements	-	-	-	-	-
3095	43780	101	570957	Capital Improvement Fund	DPW - Capital Projects	Tree Replacement	(153,846)	(193,118)	(200,000)	(215,500)	(200,000)
3095	43780	200	570957	Capital Improvement Fund	DPW - Capital Projects	Tree Replacement	-	-	-	-	-
3095	43780	101	570958	Capital Improvement Fund	DPW - Capital Projects	Street Furnishings	-	-	-	-	(15,000)
3095	43780	101	570959	Capital Improvement Fund	DPW - Capital Projects	Streetscaping	(226,070)	(32,317)	(4,893,170)	(5,130,592)	(18,350,000)
3095	43780	200	570959	Capital Improvement Fund	DPW - Capital Projects	Streetscaping	-	-	-	-	-
3095	43780	101	570962	Capital Improvement Fund	DPW - Capital Projects	Bicycle Racks	-	-	(7,500)	(7,500)	-
3095	43780	101	570963	Capital Improvement Fund	DPW - Capital Projects	Landscape Improvements	(49,068)	(60,000)	(30,000)	(30,000)	(60,000)
3095	43780	200	570963	Capital Improvement Fund	DPW - Capital Projects	Landscape Improvements	-	-	-	-	-
3095	43780	101	570964	Capital Improvement Fund	DPW - Capital Projects	Alley Improvements	(1,098,422)	(2,104,969)	(1,829,000)	(2,135,899)	(2,450,000)
3095	43780	200	570964	Capital Improvement Fund	DPW - Capital Projects	Alley Improvements	-	-	(700,000)	(700,000)	-
3095	43780	101	570966	Capital Improvement Fund	DPW - Capital Projects	Traffic Signals	(4,435)	(3,527)	(60,000)	(60,000)	(14,000)
3095	43780	200	570966	Capital Improvement Fund	DPW - Capital Projects	Traffic Signals	-	-	-	-	-
3095	43780	101	570967	Capital Improvement Fund	DPW - Capital Projects	Bicycle Plan Improvements	-	-	(750,000)	(1,038,806)	(2,150,000)
3095	43780	200	570967	Capital Improvement Fund	DPW - Capital Projects	Bicycle Plan Improvements	-	-	-	-	-
3095	43780	101	570971	Capital Improvement Fund	DPW - Capital Projects	Traffic Signal Management	(4,867)	(37,262)	(100,000)	(100,000)	(565,000)
3095	43780	200	570971	Capital Improvement Fund	DPW - Capital Projects	Traffic Signal Management	-	-	-	-	-
3095	43780	802	570971	Capital Improvement Fund	DPW - Capital Projects	Traffic Signal Management	-	-	-	-	-
3095	43780	101	570972	Capital Improvement Fund	DPW - Capital Projects	Viaducts	-	-	-	-	-
3095	43780	101	570974	Capital Improvement Fund	DPW - Capital Projects	Microsurfacing	-	-	-	-	-
3095	43780	101	570977	Capital Improvement Fund	DPW - Capital Projects	Pavement Preservation Treatments	(171,291)	(154,578)	(550,000)	(1,000,000)	(1,100,000)
3095	43780	101	560634	Capital Improvement Fund	DPW - Capital Projects	FHWA Reflectivity Sign Upgrade	-	-	-	-	-

VILLAGE OF OAK PARK  
FISCAL YEAR 2025 BUDGET  
CAPITAL IMPROVEMENTS FUND

<u>Fund</u>	<u>Dept</u>	<u>Program</u>	<u>Account</u>	<u>Description</u>	<u>Department</u>	<u>Description</u>	<u>2022</u> <u>Actual</u>	<u>2023</u> <u>Actual</u>	<u>2024</u> <u>Approved</u> <u>Budget</u>	<u>Amended</u> <u>2024</u> <u>Budget</u>	<u>2025</u> <u>Proposed</u> <u>Budget</u>
						SUB-TOTAL CAPITAL OUTLAY	(3,736,419)	(6,882,325)	(15,763,970)	(20,576,517)	(36,472,284)
3095	43780	101	591812	Capital Improvement Fund	DPW - Capital Projects	Transfer To Capital Bldg Impr	(1,700,000)	(2,500,000)	(2,100,000)	(2,100,000)	(2,100,000)
3095	43780	101	591829	Capital Improvement Fund	DPW - Capital Projects	Transfer To Equip Repl	(1,250,000)	(400,000)	-	-	-
3095	43780	101	591832	Capital Improvement Fund	DPW - Capital Projects	Transfer To Fleet Replacement	(1,450,000)	(1,681,000)	(1,450,000)	(1,450,000)	(1,450,000)
						SUB-TOTAL TRANSFERS	(4,400,000)	(4,581,000)	(3,550,000)	(3,550,000)	(3,550,000)
						SUB-TOTAL EXPENDITURES	(8,817,281)	(12,195,755)	(20,777,188)	(25,730,302)	(41,492,058)
						NET SURPLUS/(DEFICIT)	812,719	(240,001)	(5,326,469)	(10,279,583)	1,115,149

(The remainder of this page has been intentionally left blank.)

## **Enterprise Funds Overview**

The Village has the following three enterprise Funds:

- Environmental Services
- Parking
- Water

Enterprise Funds are distinguished from other Village Funds in that they are often run similar to a business and funded by user fees rather than taxes or other revenue sources typically assessed to the public for funding general Village operations. Enterprise Funds usually serve a very specific purpose such as providing water/sewer services or refuse pickup and such services are billed directly to the customer or user of such service.

For these types of Funds, the Village may still issue bonds to help pay for non-routine capital improvements or expenditures but the payment on the debt service for this bonds is usually abated (removed) from the tax levy and paid by user fee revenue within the Fund. Finally, although expenses in these Funds are kept separate and not paid for by general Village revenues, the same rules apply regarding purchases and same level or degree of due diligence is performed to receive the best services at the lowest possible cost.

*(The remainder of this page has been intentionally left blank.)*

## **ENVIRONMENTAL SERVICES FUND PUBLIC WORKS DEPARTMENT**

---

### **EXECUTIVE OVERVIEW**

#### **DEPARTMENTAL SUMMARY**

The Public Works Department provides oversight and management of the Environmental Services Fund through its Environmental Services Division. This division manages the Village's solid waste collection and comprehensive recycling and compost programs. Waste, compost and recycling collections are provided through a contracted waste hauler. The contracted services are provided to single and multi-family residential structures up to five units, as well as several municipal and institutional facilities.

The Environmental Services Fund also supports the fall leaf collection program, Keep Oak Park Beautiful programs, Household Hazardous Waste and Electronics recycling programs, special collections and an enforcement program which provides enforcement of the Village Ordinances including solid waste and alley related violations.

This Fund transfers resources to the Sustainability Fund (a special revenue fund) which supports all expenditures related to Sustainability (a function in the Village Manager's Office) including personnel, materials, supplies and contractual services. The Fund also transfers money to the alley replacement program. The alley replacement fees are assessed on water bill invoices as a refuse charge on residential properties, and as an alley improvement fee, on commercial properties.

Revenues for this fund are generated through the solid waste collection fees which cover the cost of both collection and disposal.

*(The remainder of this page has been intentionally left blank.)*

## 2024 WORK PLAN

### Key Projects in Support of Board Goals

#### RACIAL EQUITY

- The Environmental Services Manager is a member of the interdepartmental E2 Team that focuses on integrating sustainability, environmental justice, and equity into individual work throughout all departments at the Village.
- Continue to partner with the Chief Diversity, Equity, and Inclusion Officer to achieve and develop equity-related goals.

### Department Baseline Service Levels, Goals and Initiatives

Environmental Services 5055.43760.101
---------------------------------------

- Continue to promote the Village's Composting program and offerings in the hopes of reaching a 20% increase to the 2024 participation rate (increase from 23.2% to 27.8%). This includes planning another resident engagement for 2024 International Compost Awareness Week.
- Continue to provide education on acceptable recyclable materials to reduce the overall contamination of Oak Park recycling. Annual recycling audits are conducted by Lakeshore Recycling Services to track contamination rates.
- Continue to work with the Development Customer Services and Sustainability departments to provide technical support and guidance for multi-family residents and commercial composting programs.
- Expand the Keep Oak Park Beautiful alley and neighborhood clean-up programs by partnering with schools and youth groups and providing kid-sized clean-up supplies.
- Continue to compile and post the recycling rate reports from commercial haulers throughout the study window.
- Continue to promote the Green Block Party program and work with community partners at Green Community Connections.
- Continue to facilitate zero-waste programming at community events.
- Manage the 2024 leaf collection and the sidewalk snow removal programs.



## **2023 ACCOMPLISHMENTS**

### **Key Projects in Support of Board Goals**

#### **AFFORDABILITY**

- In May 2023, the Village implemented a Kitchen Compost Pail Program to provide a lower-cost option for supporting organics diversion in Oak Park. Residents (both single family and multi-family) may purchase a kitchen compost pail from the Cashier's Window at Village Hall for \$10 to facilitate collection of food scraps inside of the home and increase utilization of the four public compost drop-off sites throughout the community.

#### **COMMUNITY SAFETY**

- The Environmental Services Division of Public Works manages the sidewalk snow removal program for residents who are not physically able to remove snow and ice helping to maintain pedestrian safety during the winter.

### **Department Baseline Service Levels**

- The Village continues to work closely with the contracted waste hauler's Operations Supervisor, Municipal Services Manager, and Customer Service Representatives to quickly, efficiently, and equitably resolve all waste-related issues and improve the level of services provided to residents.
- The compost program serves over 2,799 residents, approximately a 25% participation rate. In May 2023, the Village initiated a Compost Bingo Raffle Game as part of International Compost Awareness Week. The engagement raised awareness of all Environmental Services programs and the Climate Ready Oak Park Plan, resulting in 9 new compost participants that week. In 2020, the Village Board initiated an incentive of providing three months free, for one year of participation in the program, along with a free kitchen pail. The Village Board incentive is a continued contributing factor to the increase in participation.
- The Green Block Party program has been enhanced with additional sustainability-related programming provided by our community partners at Green Community Connections.
- The Village restarted the Recycling Participation Rate Study for Commercial Waste Haulers in July 2023 to determine if a Commercial Waste Hauling Franchise agreement can be adopted by the Village. The three-year study window will continue through June 30, 2026. The hauler reports are compiled and posted publicly on the Village website.
- The Village hosted two Paper Shredding Events in 2023, with the addition of Foam Recycling Collection at the Fall event.
- The Village facilitated zero-waste and waste reduction/diversion initiatives at community events.

**VILLAGE OF OAK PARK**  
**FISCAL YEAR 2025 BUDGET**  
**ENVIRONMENTAL SERVICES FUND**

<u>Fund</u>	<u>Dept</u>	<u>Program</u>	<u>Account</u>	<u>Description</u>	<u>Department</u>	<u>Description</u>	<u>2022 Actual</u>	<u>2023 Actual</u>	<u>2024 Approved Budget</u>	<u>Amended 2024 Budget</u>	<u>2025 Proposed Budget</u>
5055	43760	101	444453	Environmental Services Fund	DPW - Environmental Services	Refuse Collection Fees	4,488,304	4,575,072	4,600,000	4,600,000	4,800,000
5055	43760	101	444474	Environmental Services Fund	DPW - Environmental Services	Yard Waste Stickers	119,402	110,125	90,000	90,000	146,000
5055	43760	101	441462	Environmental Services Fund	DPW - Environmental Services	Misc Revenue	(1,000)	4,450	-	-	-
5055	43760	101	444475	Environmental Services Fund	DPW - Environmental Services	Refuse Stickers	122,603	82,210	120,000	120,000	97,000
5055	41300	101	461490	Environmental Services Fund	DPW - Environmental Services	Interest Revenue	19,865	98,807	-	-	-
SUB-TOTAL REVENUE							4,749,174	4,870,664	4,810,000	4,810,000	5,043,000
5055	43760	101	510501	Environmental Services Fund	DPW - Environmental Services	Regular Salaries	(34,801)	(76,872)	(91,500)	(91,500)	(104,833)
5055	43760	764	510501	Environmental Services Fund	DPW - Environmental Services	Regular Salaries	(75,944)	(96,141)	(87,376)	(87,376)	-
5055	43760	797	510501	Environmental Services Fund	DPW - Environmental Services	Regular Salaries	(83,081)	-	-	-	-
5055	43760	796	510501	Environmental Services Fund	DPW - Environmental Services	Regular Salaries	-	-	(64,929)	(64,929)	(141,979)
5055	43760	101	510503	Environmental Services Fund	DPW - Environmental Services	Overtime	(1,572)	-	-	-	-
5055	43760	764	510503	Environmental Services Fund	DPW - Environmental Services	Overtime	(5,633)	(6,757)	(3,000)	(3,000)	(3,000)
5055	43760	101	510506	Environmental Services Fund	DPW - Environmental Services	Equip Allowance (Auto, Phone, Tools)	(195)	(486)	(504)	(504)	(505)
5055	43760	101	510519	Environmental Services Fund	DPW - Environmental Services	Vacation time Payout	(9,063)	-	-	-	-
SUB-TOTAL PERSONAL SERVICES							(210,289)	(180,256)	(247,309)	(247,309)	(250,317)
5055	43760	764	520515	Environmental Services Fund	DPW - Environmental Services	Health Insurance Opt Out	-	-	-	-	-
5055	43760	101	520520	Environmental Services Fund	DPW - Environmental Services	Life Insurance Expense	(45)	(93)	(102)	(102)	(102)
5055	43760	764	520520	Environmental Services Fund	DPW - Environmental Services	Life Insurance Expense	(64)	(60)	(126)	(126)	-
5055	43760	797	520520	Environmental Services Fund	DPW - Environmental Services	Life Insurance Expense	(86)	-	-	-	-
5055	43760	796	510520	Environmental Services Fund	DPW - Environmental Services	Life Insurance Expense	-	-	(93)	(93)	(186)
5055	43760	101	520521	Environmental Services Fund	DPW - Environmental Services	Health Insurance Expense	(8,439)	(9,748)	(13,702)	(13,702)	(10,774)
5055	43760	764	520521	Environmental Services Fund	DPW - Environmental Services	Health Insurance Expense	(14,507)	(19,295)	(21,831)	(21,831)	-
5055	43760	797	520521	Environmental Services Fund	DPW - Environmental Services	Health Insurance Expense	(14,126)	-	-	-	-
5055	43760	796	520521	Environmental Services Fund	DPW - Environmental Services	Health Insurance Expense	-	-	(30,163)	(30,163)	(33,983)
5055	43760	101	520522	Environmental Services Fund	DPW - Environmental Services	Social Security Expense	(3,707)	(4,612)	(5,701)	(5,701)	(6,568)
5055	43760	764	520522	Environmental Services Fund	DPW - Environmental Services	Social Security Expense	(4,852)	(6,100)	(5,597)	(5,597)	-
5055	43760	797	520522	Environmental Services Fund	DPW - Environmental Services	Social Security Expense	(4,890)	-	-	-	-
5055	43760	796	520522	Environmental Services Fund	DPW - Environmental Services	Social Security Expense	-	-	(4,026)	(4,026)	(8,983)
5055	43760	101	520523	Environmental Services Fund	DPW - Environmental Services	Medicare Expense	(867)	(1,079)	(1,327)	(1,327)	(1,520)
5055	43760	764	520523	Environmental Services Fund	DPW - Environmental Services	Medicare Expense	(1,135)	(1,426)	(1,310)	(1,310)	-
5055	43760	797	520523	Environmental Services Fund	DPW - Environmental Services	Medicare Expense	(1,144)	-	-	-	-
5055	43760	796	520523	Environmental Services Fund	DPW - Environmental Services	Medicare Expense	-	-	(941)	(941)	(2,102)
5055	43760	101	520527	Environmental Services Fund	DPW - Environmental Services	IMRF Contributions	(2,820)	(2,082)	(2,891)	(2,891)	(3,659)
5055	43760	764	520527	Environmental Services Fund	DPW - Environmental Services	IMRF Contributions	(4,375)	(2,814)	(2,856)	(2,856)	-
5055	43760	797	520527	Environmental Services Fund	DPW - Environmental Services	IMRF Contributions	(4,214)	-	-	-	-
5055	43760	796	520527	Environmental Services Fund	DPW - Environmental Services	IMRF Contributions	-	-	(2,052)	(2,052)	(5,060)
5055	41300	101	444453	Environmental Services Fund	DPW - Environmental Services	Change in NPO	-	-	-	-	-
SUB-TOTAL FRINGE BENEFITS							(65,269)	(47,309)	(92,718)	(92,718)	(72,937)

VILLAGE OF OAK PARK  
FISCAL YEAR 2025 BUDGET  
ENVIRONMENTAL SERVICES FUND

<u>Fund</u>	<u>Dept</u>	<u>Program</u>	<u>Account</u>	<u>Description</u>	<u>Department</u>	<u>Description</u>	<u>2022 Actual</u>	<u>2023 Actual</u>	<u>2024 Approved Budget</u>	<u>Amended 2024 Budget</u>	<u>2025 Proposed Budget</u>
5055	43760	101	520528	Environmental Services Fund	DPW - Environmental Services	S125 Admin. Expenses	93,982	(55,668)	-	-	-
5055	41300	101	520900	Environmental Services Fund	DPW - Environmental Services	Change in NPO	40,337	29,996	-	-	-
5055	43760	101	530650	Environmental Services Fund	DPW - Environmental Services	Conferences Training	(179)	(657)	(4,050)	(4,050)	(1,750)
5055	43760	796	530650	Environmental Services Fund	DPW - Environmental Services	Conferences Training	-	-	-	-	-
5055	43760	797	530650	Environmental Services Fund	DPW - Environmental Services	Conferences Training	-	-	-	-	-
5055	43760	101	530660	Environmental Services Fund	DPW - Environmental Services	General Contractuals	(3,139,650)	(3,350,868)	(3,808,500)	(3,808,500)	(4,047,100)
5055	43760	764	530660	Environmental Services Fund	DPW - Environmental Services	General Contractuals	(184,000)	(193,200)	(203,700)	(203,700)	(206,000)
5055	43760	101	530667	Environmental Services Fund	DPW - Environmental Services	External Support	(1,081)	(1,400)	(2,500)	(2,500)	-
5055	43760	796	530667	Environmental Services Fund	DPW - Environmental Services	External Support	-	-	-	-	-
SUB-TOTAL CONTRACTUAL SERVICES							(3,190,590)	(3,571,797)	(4,018,750)	(4,018,750)	(4,254,850)
5055	43760	101	550601	Environmental Services Fund	DPW - Environmental Services	Printing	-	-	-	-	-
5055	43760	796	550601	Environmental Services Fund	DPW - Environmental Services	Printing	-	-	-	-	-
5055	43760	797	550601	Environmental Services Fund	DPW - Environmental Services	Printing	-	-	-	-	-
5055	43760	101	550602	Environmental Services Fund	DPW - Environmental Services	Membership Dues	(531)	(528)	(710)	(710)	(685)
5055	43760	796	550602	Environmental Services Fund	DPW - Environmental Services	Membership Dues	-	-	(300)	(300)	(300)
5055	43760	797	550602	Environmental Services Fund	DPW - Environmental Services	Membership Dues	(223)	-	-	-	-
5055	43760	101	550603	Environmental Services Fund	DPW - Environmental Services	Postage	(61)	(10)	(250)	(250)	(250)
5055	43760	797	550603	Environmental Services Fund	DPW - Environmental Services	Postage	-	-	-	-	-
5055	43760	101	560620	Environmental Services Fund	DPW - Environmental Services	Office Supplies	-	-	-	-	-
5055	43760	796	560620	Environmental Services Fund	DPW - Environmental Services	Office Supplies	-	-	-	-	-
5055	43760	797	560620	Environmental Services Fund	DPW - Environmental Services	Office Supplies	-	-	-	-	-
5055	43760	797	560625	Environmental Services Fund	DPW - Environmental Services	Clothing	(121)	-	-	-	-
5055	43760	101	560631	Environmental Services Fund	DPW - Environmental Services	Operational Supplies	(1,067)	(2,519)	(2,000)	(2,000)	(13,000)
5055	43760	764	560631	Environmental Services Fund	DPW - Environmental Services	Operational Supplies	-	-	-	-	-
5055	43760	795	560631	Environmental Services Fund	DPW - Environmental Services	Operational Supplies	-	-	-	-	-
5055	43760	796	560631	Environmental Services Fund	DPW - Environmental Services	Operational Supplies	(4,665)	(4,244)	(4,000)	(4,000)	(4,000)
5055	43760	797	560631	Environmental Services Fund	DPW - Environmental Services	Operational Supplies	-	-	-	-	-
SUB-TOTAL MATERIALS & SUPPLIES							(6,670)	(7,301)	(7,260)	(7,260)	(18,235)
5055	43760	101	570667	Environmental Services Fund	DPW - Environmental Services	Grant Expenses	-	-	-	-	-
5055	43760	796	570667	Environmental Services Fund	DPW - Environmental Services	Grant Expenses	-	-	-	-	-
5055	43760	797	570750	Environmental Services Fund	DPW - Environmental Services	Capital- Vehicles	-	-	-	-	-
5055	43760	101	580599	Environmental Services Fund	DPW - Environmental Services	Legal Settlements - General	-	-	-	-	-
5055	43760	101	580700	Environmental Services Fund	DPW - Environmental Services	Bad Debt Expense	-	-	-	-	-
5055	43760	101	580899	Environmental Services Fund	DPW - Environmental Services	Depreciation Expense	-	-	-	-	-
5055	43760	101	591801	Environmental Services Fund	DPW - Environmental Services	Transfer To General Fund	-	-	-	-	-
5055	43760	101	591890	Environmental Services Fund	DPW - Environmental Services	Transfer To Other Funds	(507,000)	(500,000)	(500,000)	(500,000)	(590,000)
SUB-TOTAL OTHER							(507,000)	(500,000)	(500,000)	(500,000)	(590,000)
SUB-TOTAL EXPENDITURES							(3,979,818)	(4,306,663)	(4,866,037)	(4,866,037)	(5,186,339)

VILLAGE OF OAK PARK  
FISCAL YEAR 2025 BUDGET  
ENVIRONMENTAL SERVICES FUND

<u>Fund</u>	<u>Dept</u>	<u>Program</u>	<u>Account</u>	<u>Description</u>	<u>Department</u>	<u>Description</u>	<u>2022</u> <u>Actual</u>	<u>2023</u> <u>Actual</u>	<u>2024</u> <u>Approved</u> <u>Budget</u>	<u>Amended</u> <u>2024</u> <u>Budget</u>	<u>2025</u> <u>Proposed</u> <u>Budget</u>
						NET SURPLUS/(DEFICIT)	769,356	564,001	(56,037)	(56,037)	(143,339)

(The remainder of this page has been intentionally left blank.)

## **PARKING FUND DEVELOPMENT SERVICES DEPARTMENT**

---

*The Development Services Department's mission is to enhance the quality of life in the Village of Oak Park by providing efficient, consistent, cost-effective, courteous and prompt customer services designed to encourage investment in our community.*

### **PARKING & MOBILITY SERVICES DIVISION SUMMARY**

Parking is a scarce resource in the Village of Oak Park, which was fully developed by the 1930's before the number of vehicles had reached today's levels. The Parking and Mobility Services Division of the Development Services Department manages all operations related to public parking including the allocation, regulation, and enforcement of this limited, shared resource. In managing the supply and demand of public parking resources, the Division balances the needs of Oak Park residents, businesses, customers, commuters and visitors. The Division continues its work educating the public on how walkable the Oak Park community is with many public transit resources that reduces the need for private car transportation.

The Parking and Mobility Services Division manages all publicly provided parking, including four public parking garages comprised of 2,348 spaces, 93 off-street parking lots, an estimated 100 blocks of on-street permit parking and nearly 1,500 pay-by-plate or metered parking spaces comprised of 156 pay stations and a white label mobile app, called "*ParkOakPark*" or "POP". In addition, the Division manages a comprehensive parking permit and pass system. In Fiscal Year 2025, the Parking Enforcement Division of the Police Department will transition from the Parking & Mobility Services Division of the Development Services Department to ensure consistent enforcement activities, better align communications, and harness existing and new technologies.

The Division also administers the sale of Oak Park Village vehicle licenses (previously stickers), which became sticker-less in 2019, along with all parking permits, in an effort to streamline enforcement while reducing paper use and expenditures. The Division also reviews, researches, and recommends any additions or revisions to existing public parking regulations within the Village, as liaison to the Transportation Commission. Division staff also coordinates the displacement of registered vehicles during major capital improvement projects, private construction projects and special events. Further, the Division oversees traffic safety and construction logistic plans in conjunction with the Engineering Division of the Village's Public Works Department.

The Division oversees an extensive elective vehicle charging station network, providing charging capabilities for up to 32 electric-vehicles charging ports that are located in various public garages and parking lots throughout the community.

## 2025 WORK PLAN

### Key Projects in Support of Board Goals

Parking Administrative 5060.43770.101
---------------------------------------

#### **AFFORDABILITY**

- Evaluate additional opportunities for residents to qualify for the Village's Reduced Parking Permit Fee Program. This program, implemented in 2023, was originally only available for participants of the Oak Park Housing Authority's Housing Choice Voucher Program. Since then, eligibility was expanded to residents of select affordable housing properties, clients of an interim housing shelter operated by Housing Forward, and residents of other emergency shelter locations in the Village.
- Continue the evaluation of the future of the Village's Oak Park & River Forest High School Community Parking Garage through continued collaboration and negotiations with School District 200.

#### **COMMUNITY SAFETY**

- Implement technology-based upgrades to the *ParkOakPark* application for Village parking permits, vehicle licenses, citations, vehicle immobilization, as well as license plate recognition capabilities. Completion of this task continues to require coordination with the Adjudication, Finance, Information Technology and Police Departments.
- In coordination with the Village's comprehensive wayfinding initiatives, design, fabricate and install upgraded public parking lot regulation signage to improve readability and overall compliance with regulations.
- In collaboration with Public Works Department staff and the Transportation Commission, implement the relative work items outlined in the Village's 2024 update to the Bike Plan, including but not limited to bike-sharing.

#### **VIBRANT NEIGHBORHOOD**

- Manage the transition of Parking Enforcement from the Police Department to the Development Services Department to approach enforcement through customer service, economic vitality and equity lenses.
- Coordinate the third phase of fabrication and installation of revised and improved on-street parking restriction signage, as approved by the Village Board and as tested as part of the Village's Parking Pilot Program.
- Continue the ongoing evaluation of the Village's High-Volume Business Validation Parking Program to determine if program eligibility needs to be adjusted to expand the number

of qualifying businesses in an effort to lessen parking pressures for neighborhoods in and around business districts.

- Implement the results of the operations and technology assessment of Village-owned parking structures in an effort to maximize functionality of the facilities and the various customer types and parking programs administered by the Village. This will result in an improved overall customer experience as well as improved vibrancy for nearby business districts and residential neighborhoods.
- Coordinate the site-selection, purchase, installation and programming of additional pay-by-plate parking terminals on roadways and public lots and enclaves throughout various business districts. These stations are integrated with the *ParkOakPark* application, allowing parkers to also pay via their mobile device. Pay stations are necessary from an equity perspective to ensure that users with limited access to technology and/or electronic payment are still able to utilize public parking. From an environmental justice perspective, the pay stations are solar-powered and do not require the continued use of fossil fuels.

## **SUSTAINABILITY**

- In conjunction with the Public Works Department, coordinate the capital improvement projects identified for 2025 in the multi-year condition assessment of the three (3) parking structures owned by the Village in an effort to extend the useful life of the facilities and address building safety concerns.
- Assist the Office of Sustainability & Resilience in the planning and implementation of a potential first/last mile electric transportation service.
- In accordance with the annual lot capital improvement plan and in coordination with the Public Works Department, oversee seal coating, crack filling, drainage improvements and/or complete pavement improvement projects for several municipal parking lots.
- Using funds awarded to the Village through the Illinois Environmental Protection Agency's Climate and Equitable Jobs Act EV Charging Infrastructure Grant Program, manage the installation of five (5) Level 2 dual-port electric vehicle charging stations in Municipal Lot 24 (438 S. Taylor Avenue) and five (5) Level 2 dual-port electric vehicle charging stations in Municipal Lot 15 (924 S. Oak Park Avenue).
- Pending the award of funds through the Federal Highway Administration (FHWA) and U.S. Department of Transportation (USDOT) Charging and Fueling Infrastructure Grant Program, continue the site-selection, procurement and installation of electric vehicle charging infrastructure throughout the community, with an emphasis on locations that serve residents without access to private parking.

## **2024 ACCOMPLISHMENTS**

### **Key Projects in Support of Board Goals**

#### **AFFORDABILITY**

- Conducted a comprehensive evaluation of the Village's *Employee Discount Parking Program* to identify potential process improvements aimed at increasing availability, access, convenience and overall customer satisfaction. Staff continued the promotion of this very important program, which provided reduced daily parking rates at two (2) Village-owned parking structures to employees that meet particular earning requirements. Approximately 50 businesses benefited from this program each month in 2024.
- Initiated the evaluation of the existing Intergovernmental Agreement with School District 200 for the Village's Oak Park & River Forest High School Community Parking Garage to determine staff recommendations for the future ownership and operation of the facility.
- Secured an access agreement for data from the Illinois Secretary of State Department of Motor Vehicles to improve enforcement efforts surrounding the Village's Vehicle License program, which provides much-needed revenue to fund Village infrastructure projects. This access will ensure the equitable application of the Village's Vehicle License requirement, regardless of whether the resident utilizes public permit parking or private parking.

#### **COMMUNITY SAFETY**

- The Division, in collaboration with Public Works Department staff and the Transportation Commission, participated in the 2024 update to the Village's Bike Plan, including the evaluation of potential on-street parking loss as well as the evaluation of reinstituting a bike share program.
- The Division managed all temporary parking accommodation requests arising from infrastructure projects, development projects, special events and filming production projects in the community.
- The Division reviewed all right-of-way obstruction permit applications related to the placement of dumpsters, storage pods or moving trucks within the public right-of-way.

#### **VIBRANT NEIGHBORHOOD**

- Following the 2023 expansion to seven (7) overnight on-street parking permit zones, staff recommended additional modifications to two (2) select zones in order to further improve parking access for residents, particularly those in multi-family dwellings.



- The Division continued the improvement of and promotion of the *ParkOakPark* app, aimed at centralizing various parking services, including mobile pay-by-license-plate parking, permit and vehicle license sales, and parking citation payment and management. Specifically, in 2024, the Village launched a mobile guest check-out option, providing a convenient payment option for tourists and other visitors to the Oak Park community.
- The Division completed Phase 2 of the daytime parking restriction sign upgrade project, which standardizes weekday daytime parking restriction signage throughout the community, as tested in the Village's Parking Pilot Program. The project also updated other existing signage, including overnight permit parking signage. A major component of this project is the continued promotion and education campaign surrounding the resident exemption from daytime parking restrictions (when parked on their residential block face), as verified by enforcement staff through possession of an active Village Vehicle License.

## **SUSTAINABILITY**

- The Division secured a \$100,000.00 grant from the Illinois Environmental Protection Agency's Climate and Equitable Jobs Act EV Charging Infrastructure Program and began coordination with ComEd and other stakeholders. The project, which will be completed in 2025, calls to install five (5) Level 2 dual-port electric vehicle charging stations in Municipal Lot 24 (438 S. Taylor Avenue) and five (5) Level 2 dual-port electric vehicle charging stations in Municipal Lot 15 (924 S. Oak Park Avenue).
- Effective August 26, 2024, pursuant to Village Board direction, the Division implemented a user fee of \$0.25 per kWh for the Village's publicly-accessible electric vehicle charging stations. Revenue from this fee will be used to offset operation and maintenance costs associated with EV charging infrastructure. Furthermore, any profit from the user fee can be dedicated to the expansion of public EV charging infrastructure.
- Pursuant to a five-year condition assessment of three (3) Village-owned parking structures, the Village completed significant improvements and repairs to the structures in 2024. This work, which will continue in 2025, will ensure safe and efficient facility operations and extend the overall lifespan of the structures.
- Seal coating, crack filling, drainage, and other improvements to various surface parking lots originally slated for 2023 were deferred so funds could be reallocated to the Lot 10 Reconstruction and Streetscape Project. This project included the installation of permeable pavement to mitigate contaminated stormwater runoff among other significant improvements.
- The Division applied for Round 2 funding through the Federal Highway Administration and U.S. Department of Transportation Charging and Fueling Infrastructure Discretionary Grant Program. If awarded, this funding would significantly increase the number of Village-owned publicly-accessible EV charging ports over the next several years. In

accordance with *Climate Ready Oak Park*, the project would specifically seek to increase access to EV charging stations and parking for residents who do not own a garage.

- The Division continued its efforts to promote electronic access to Village parking services. Nearly 75% of all parking permit and vehicle license transactions, that previously required residents to come in person to Village Hall to facilitate, are now handled online. Continued process and technology improvements in 2024 have improved the virtual use of the Village's ParkOakPark application and the Passport software.

*(The remainder of this page has been intentionally left blank.)*

VILLAGE OF OAK PARK  
FISCAL YEAR 2025 BUDGET  
PARKING FUND

<u>Fund</u>	<u>Dept</u>	<u>Program</u>	<u>Account</u>	<u>Description</u>	<u>Department</u>	<u>Description</u>	<u>2022 Actual</u>	<u>2023 Actual</u>	<u>2024 Approved Budget</u>	<u>Amended 2024 Budget</u>	<u>2025 Proposed Budget</u>
5060	43770	101	422481	Parking Fund	DCS - Parking Services	Parking Permits	-	-	-	-	-
5060	43770	787	422481	Parking Fund	DCS - Parking Services	Parking Permits	569,889	547,224	675,000	675,000	700,000
5060	43770	788	422481	Parking Fund	DCS - Parking Services	Parking Permits	-	-	-	-	1,000,000
5060	43770	793	422481	Parking Fund	DCS - Parking Services	Parking Permits	26,080	25,800	-	-	-
5060	43770	101	422482	Parking Fund	DCS - Parking Services	Landlord/Corp. Parking Permits	557,640	961,327	750,000	750,000	800,000
5060	43770	793	422482	Parking Fund	DCS - Parking Services	Landlord/Corp. Parking Permits	-	-	-	-	-
5060	43770	101	422483	Parking Fund	DCS - Parking Services	Onstreet Parking Permits	1,200	-	-	-	-
5060	43770	793	422483	Parking Fund	DCS - Parking Services	Onstreet Parking Permits	995,155	964,916	1,100,000	1,100,000	-
5060	43770	101	440456	Parking Fund	DCS - Parking Services	Onstreet Paystation Revenue	-	-	-	-	1,000,000
5060	43770	786	440456	Parking Fund	DCS - Parking Services	Onstreet Paystation Revenue	618,106	971,353	1,000,000	1,000,000	-
5060	43770	793	440457	Parking Fund	DCS - Parking Services	Discounted Employee Cards	3,975	5,777	5,000	5,000	-
5060	43770	101	440460	Parking Fund	DCS - Parking Services	Garage Fees	-	-	-	-	-
5060	43770	783	440460	Parking Fund	DCS - Parking Services	Garage Fees	-	33,600	30,000	30,000	30,000
5060	43770	784	440460	Parking Fund	DCS - Parking Services	Garage Fees	484,473	565,491	600,000	600,000	600,000
5060	43770	785	440460	Parking Fund	DCS - Parking Services	Garage Fees	236,315	312,408	300,000	300,000	300,000
5060	43770	786	440460	Parking Fund	DCS - Parking Services	Garage Fees	(31)	-	-	-	1,100,000
5060	43770	787	440460	Parking Fund	DCS - Parking Services	Garage Fees	-	(117,348)	-	-	-
5060	43770	788	440460	Parking Fund	DCS - Parking Services	Garage Fees	810,806	892,970	1,100,000	1,100,000	-
5060	43770	101	440461	Parking Fund	DCS - Parking Services	Parking Meter Collections	607,480	992,430	1,000,000	1,000,000	1,100,000
5060	43770	786	440461	Parking Fund	DCS - Parking Services	Parking Meter Collections	-	-	-	-	-
5060	43770	784	440470	Parking Fund	DCS - Parking Services	Garage Validation Revenue	-	2,320	1,500	1,500	1,500
5060	43770	788	440470	Parking Fund	DCS - Parking Services	Garage Validation Revenue	38,794	(4,612)	75,000	75,000	-
5060	43770	788	440942	Parking Fund	DCS - Parking Services	Reimbursement of Expenses	-	-	-	-	75,000
5060	43770	101	440478	Parking Fund	DCS - Parking Services	Parking Row Obstruction Fees	69,949	112,495	25,000	25,000	25,000
5060	43770	101	441462	Parking Fund	DCS - Parking Services	Miscellaneous Revenue	117	31	-	-	-
5060	43770	127	441465	Parking Fund	DCS - Parking Services	Special Events Revenue	-	-	-	-	-
5060	43770	101	441475	Parking Fund	DCS - Parking Services	Recovered Damages	4,494	-	-	-	-
5060	43770	101	461490	Parking Fund	DCS - Parking Services	Interest Revenue	42,267	201,806	-	-	-
5060	43770	786	461490	Parking Fund	DCS - Parking Services	Interest Revenue	-	-	-	-	-
5060	41300	101	491401	Parking Fund	DCS - Parking Services	Transfer From General Fund	40,000	40,000	40,000	40,000	2,000,000
5060	41300	101	493800	Parking Fund	DCS - Parking Services	Bond Proceed Revenue	-	-	-	-	-
5060	41300	101	491350	Parking Fund	DCS - Parking Services	Contribution Revenue	-	-	-	-	-
SUB-TOTAL OPER REVENUES							5,106,708	6,507,988	6,701,500	6,701,500	8,731,500
5060	41300	101	491490	Parking Fund	DCS - Parking Services	Transfer From ARPA Fund	2,632,423	1,628,896	829,820	829,820	-
SUB-TOTAL NON-OPER REVENUES							2,632,423	1,628,896	829,820	829,820	-

VILLAGE OF OAK PARK  
FISCAL YEAR 2025 BUDGET  
PARKING FUND

<u>Fund</u>	<u>Dept</u>	<u>Program</u>	<u>Account</u>	<u>Description</u>	<u>Department</u>	<u>Description</u>	<u>2022 Actual</u>	<u>2023 Actual</u>	<u>2024 Approved Budget</u>	<u>Amended 2024 Budget</u>	<u>2025 Proposed Budget</u>
5060	43770	101	510501	Parking Fund	DCS - Parking Services	Regular Salaries	(265,582)	(215,721)	(363,383)	(363,383)	(327,003)
5060	43770	408	510501	Parking Fund	DCS - Parking Services	Regular Salaries	-	-	-	-	(443,717)
5060	43770	783	510501	Parking Fund	DCS - Parking Services	Regular Salaries	(20,415)	(21,979)	(22,279)	(22,279)	(18,842)
5060	43770	784	510501	Parking Fund	DCS - Parking Services	Regular Salaries	(49,579)	(53,377)	(54,107)	(54,107)	(45,759)
5060	43770	785	510501	Parking Fund	DCS - Parking Services	Regular Salaries	-	-	-	-	-
5060	43770	786	510501	Parking Fund	DCS - Parking Services	Regular Salaries	(37,914)	(40,816)	(41,376)	(41,376)	(34,609)
5060	43770	787	510501	Parking Fund	DCS - Parking Services	Regular Salaries	(84,577)	(91,051)	(92,299)	(92,299)	(147,235)
5060	43770	788	510501	Parking Fund	DCS - Parking Services	Regular Salaries	(99,161)	(106,752)	(108,213)	(108,213)	(89,025)
5060	43770	793	510501	Parking Fund	DCS - Parking Services	Regular Salaries	(129,491)	(194,317)	(129,664)	(129,664)	(91,535)
5060	43770	101	510503	Parking Fund	DCS - Parking Services	Overtime	(1,146)	(42)	-	-	-
5060	43770	783	510503	Parking Fund	DCS - Parking Services	Overtime	(21)	(147)	-	-	-
5060	43770	784	510503	Parking Fund	DCS - Parking Services	Overtime	(50)	(356)	-	-	-
5060	43770	785	510503	Parking Fund	DCS - Parking Services	Overtime	-	-	-	-	-
5060	43770	786	510503	Parking Fund	DCS - Parking Services	Overtime	(38)	(272)	(12,000)	(12,000)	-
5060	43770	787	510503	Parking Fund	DCS - Parking Services	Overtime	(85)	(607)	-	-	-
5060	43770	788	510503	Parking Fund	DCS - Parking Services	Overtime	(100)	(712)	-	-	-
5060	43770	793	510503	Parking Fund	DCS - Parking Services	Overtime	153	(1,781)	(15,000)	(15,000)	-
5060	43770	101	510506	Parking Fund	DCS - Parking Services	Equip Allow (Auto,Phone,Tools)	(170)	(85)	(168)	(168)	-
5060	43770	101	510509	Parking Fund	DCS - Parking Services	Comp Time Payout	(19)	-	-	-	-
5060	43770	793	510509	Parking Fund	DCS - Parking Services	Comp Time Payout	-	-	-	-	-
5060	43770	101	510515	Parking Fund	DCS - Parking Services	Comp Time	-	-	-	-	-
5060	43770	793	510515	Parking Fund	DCS - Parking Services	Comp Time	(241)	(269)	-	-	-
5060	43770	101	510519	Parking Fund	DCS - Parking Services	Vacation Time Payout	(411)	-	-	-	-
5060	43770	788	510519	Parking Fund	DCS - Parking Services	Vacation Time Payout	-	(8,476)	-	-	-
5060	43770	793	510519	Parking Fund	DCS - Parking Services	Vacation Time Payout	(495)	-	-	-	-
5060	43770	101	510520	Parking Fund	DCS - Parking Services	Sick Time Payout	-	-	-	-	-
SUB-TOTAL PERSONAL SERVICES							(689,342)	(736,760)	(838,489)	(838,489)	(1,197,725)
5060	43770	101	520515	Parking Fund	DCS - Parking Services	Health Insurance Opt Out	(279)	(100)	-	-	-
5060	43770	793	520515	Parking Fund	DCS - Parking Services	Health Insurance Opt Out	(1,804)	-	-	-	-
5060	43770	101	520520	Parking Fund	DCS - Parking Services	Life Insurance Expense	(241)	(179)	(387)	(387)	(365)
5060	43770	408	520520	Parking Fund	DCS - Parking Services	Life Insurance Expense	-	-	-	-	(930)
5060	43770	783	520520	Parking Fund	DCS - Parking Services	Life Insurance Expense	(33)	(32)	(33)	(33)	(26)
5060	43770	784	520520	Parking Fund	DCS - Parking Services	Life Insurance Expense	(80)	(78)	(79)	(79)	(63)
5060	43770	785	520520	Parking Fund	DCS - Parking Services	Life Insurance Expense	-	-	-	-	-

**VILLAGE OF OAK PARK**  
**FISCAL YEAR 2025 BUDGET**  
**PARKING FUND**

<u>Fund</u>	<u>Dept</u>	<u>Program</u>	<u>Account</u>	<u>Description</u>	<u>Department</u>	<u>Description</u>	<u>2022</u> <u>Actual</u>	<u>2023</u> <u>Actual</u>	<u>2024</u> <u>Approved</u> <u>Budget</u>	<u>Amended</u> <u>2024</u> <u>Budget</u>	<u>2025</u> <u>Proposed</u> <u>Budget</u>
5060	43770	786	520520	Parking Fund	DCS - Parking Services	Life Insurance Expense	(61)	(60)	(60)	(60)	(48)
5060	43770	787	520520	Parking Fund	DCS - Parking Services	Life Insurance Expense	(136)	(133)	(135)	(135)	(201)
5060	43770	788	520520	Parking Fund	DCS - Parking Services	Life Insurance Expense	(159)	(155)	(158)	(158)	(126)
5060	43770	793	520520	Parking Fund	DCS - Parking Services	Life Insurance Expense	-	(62)	(279)	(279)	(186)
5060	43770	101	520521	Parking Fund	DCS - Parking Services	Health Insurance Expense	(26,263)	(25,706)	(33,833)	(33,833)	(31,415)
5060	43770	408	520521	Parking Fund	DCS - Parking Services	Health Insurance Expense	-	-	-	-	(110,182)
5060	43770	783	520521	Parking Fund	DCS - Parking Services	Health Insurance Expense	(3,732)	(4,131)	(4,662)	(4,662)	(2,036)
5060	43770	784	520521	Parking Fund	DCS - Parking Services	Health Insurance Expense	(9,063)	(10,032)	(11,321)	(11,321)	(4,945)
5060	43770	785	520521	Parking Fund	DCS - Parking Services	Health Insurance Expense	-	-	-	-	-
5060	43770	786	520521	Parking Fund	DCS - Parking Services	Health Insurance Expense	(6,930)	(7,671)	(8,657)	(8,657)	(3,782)
5060	43770	787	520521	Parking Fund	DCS - Parking Services	Health Insurance Expense	(15,459)	(17,114)	(19,313)	(19,313)	(23,222)
5060	43770	788	520521	Parking Fund	DCS - Parking Services	Health Insurance Expense	(18,125)	(20,065)	(22,642)	(22,642)	(13,153)
5060	43770	793	520521	Parking Fund	DCS - Parking Services	Health Insurance Expense	(16,744)	(32,958)	(40,959)	(40,959)	(19,329)
5060	43770	101	520522	Parking Fund	DCS - Parking Services	Social Security Expense	(15,302)	(12,731)	(22,061)	(22,061)	(19,857)
5060	43770	408	520522	Parking Fund	DCS - Parking Services	Social Security Expense	-	-	-	-	(27,510)
5060	43770	783	520522	Parking Fund	DCS - Parking Services	Social Security Expense	(1,208)	(1,309)	(1,381)	(1,381)	(1,168)
5060	43770	784	520522	Parking Fund	DCS - Parking Services	Social Security Expense	(2,933)	(3,178)	(3,355)	(3,355)	(2,837)
5060	43770	785	520522	Parking Fund	DCS - Parking Services	Social Security Expense	-	-	-	-	-
5060	43770	786	520522	Parking Fund	DCS - Parking Services	Social Security Expense	(2,243)	(2,430)	(3,285)	(3,285)	(2,866)
5060	43770	787	520522	Parking Fund	DCS - Parking Services	Social Security Expense	(5,004)	(5,422)	(5,723)	(5,723)	(9,129)
5060	43770	788	520522	Parking Fund	DCS - Parking Services	Social Security Expense	(5,867)	(6,882)	(6,709)	(6,709)	(5,520)
5060	43770	793	520522	Parking Fund	DCS - Parking Services	Social Security Expense	(7,771)	(11,642)	(8,939)	(8,939)	(6,575)
5060	43770	101	520523	Parking Fund	DCS - Parking Services	Medicare Expense	(3,628)	(2,977)	(5,269)	(5,269)	(4,742)
5060	43770	408	520523	Parking Fund	DCS - Parking Services	Medicare Expense	-	-	-	-	(6,434)
5060	43770	783	520523	Parking Fund	DCS - Parking Services	Medicare Expense	(283)	(306)	(323)	(323)	(273)
5060	43770	784	520523	Parking Fund	DCS - Parking Services	Medicare Expense	(686)	(744)	(785)	(785)	(664)
5060	43770	785	520523	Parking Fund	DCS - Parking Services	Medicare Expense	-	-	-	-	-
5060	43770	786	520523	Parking Fund	DCS - Parking Services	Medicare Expense	(525)	(568)	(774)	(774)	(676)
5060	43770	787	520523	Parking Fund	DCS - Parking Services	Medicare Expense	(1,170)	(1,268)	(1,338)	(1,338)	(2,135)
5060	43770	788	520523	Parking Fund	DCS - Parking Services	Medicare Expense	(1,372)	(1,609)	(1,569)	(1,569)	(1,291)
5060	43770	793	520523	Parking Fund	DCS - Parking Services	Medicare Expense	(1,817)	(2,723)	(2,098)	(2,098)	(1,545)
5060	43770	101	520527	Parking Fund	DCS - Parking Services	IMRF Contributions	(13,863)	(5,710)	(11,483)	(11,483)	(11,412)
5060	43770	408	520527	Parking Fund	DCS - Parking Services	IMRF Contributions	-	-	-	-	(15,486)
5060	43770	783	520527	Parking Fund	DCS - Parking Services	IMRF Contributions	(1,094)	(576)	(704)	(704)	(658)
5060	43770	784	520527	Parking Fund	DCS - Parking Services	IMRF Contributions	(2,658)	(1,398)	(1,710)	(1,710)	(1,597)
5060	43770	785	520527	Parking Fund	DCS - Parking Services	IMRF Contributions	-	-	-	-	-
5060	43770	786	520527	Parking Fund	DCS - Parking Services	IMRF Contributions	(2,033)	(1,069)	(1,687)	(1,687)	(1,627)

**VILLAGE OF OAK PARK**  
**FISCAL YEAR 2025 BUDGET**  
**PARKING FUND**

<u>Fund</u>	<u>Dept</u>	<u>Program</u>	<u>Account</u>	<u>Description</u>	<u>Department</u>	<u>Description</u>	<u>2022</u> <u>Actual</u>	<u>2023</u> <u>Actual</u>	<u>2024</u> <u>Approved</u> <u>Budget</u>	<u>Amended</u> <u>2024</u> <u>Budget</u>	<u>2025</u> <u>Proposed</u> <u>Budget</u>
5060	43770	787	520527	Parking Fund	DCS - Parking Services	IMRF Contributions	(4,534)	(2,385)	(2,917)	(2,917)	(5,139)
5060	43770	788	520527	Parking Fund	DCS - Parking Services	IMRF Contributions	(5,316)	(3,027)	(3,420)	(3,420)	(3,107)
5060	43770	793	520527	Parking Fund	DCS - Parking Services	IMRF Contributions	(7,898)	(4,959)	(4,571)	(4,571)	(3,718)
SUB-TOTAL FRINGE BENEFITS							(186,311)	(191,389)	(232,619)	(232,619)	(345,975)
5060	43770	101	520528	Parking Fund	DCS - Parking Services	S125 Admin. Expenses	-	-	-	-	-
5060	43770	101	520900	Parking Fund	DCS - Parking Services	Change in NPO	286,428	(179,646)	-	-	-
5060	43770	101	530650	Parking Fund	DCS - Parking Services	Conferences Training	(4,466)	(4,750)	(5,150)	(5,150)	(5,100)
5060	43770	408	530650	Parking Fund	DCS - Parking Services	Conferences Training	-	-	-	-	(5,500)
5060	43770	793	530650	Parking Fund	DCS - Parking Services	Conferences Training	-	-	-	-	-
5060	43770	101	530658	Parking Fund	DCS - Parking Services	Temporary Services	(4,348)	-	(13,500)	(13,500)	(13,500)
5060	43770	101	530660	Parking Fund	DCS - Parking Services	General Contractuals	(91,808)	(87,040)	(100,000)	(100,000)	(100,000)
5060	43770	783	530660	Parking Fund	DCS - Parking Services	General Contractuals	(139,257)	(153,582)	(161,545)	(161,545)	(52,753)
5060	43770	784	530660	Parking Fund	DCS - Parking Services	General Contractuals	(276,267)	(276,129)	(306,340)	(306,340)	(86,905)
5060	43770	785	530660	Parking Fund	DCS - Parking Services	General Contractuals	(73,731)	(37,497)	(75,000)	(75,000)	(75,000)
5060	43770	786	530660	Parking Fund	DCS - Parking Services	General Contractuals	(191,678)	(148,095)	(233,920)	(233,920)	(53,825)
5060	43770	787	530660	Parking Fund	DCS - Parking Services	General Contractuals	(110,354)	(43,886)	(102,905)	(102,905)	(52,655)
5060	43770	788	530660	Parking Fund	DCS - Parking Services	General Contractuals	(598,041)	(651,367)	(680,200)	(680,200)	(212,542)
5060	43770	101	530667	Parking Fund	DCS - Parking Services	External Support	(30,000)	(30,000)	(30,000)	(30,000)	(30,000)
5060	43770	408	530667	Parking Fund	DCS - Parking Services	External Support	-	-	-	-	(250,000)
5060	43770	783	530667	Parking Fund	DCS - Parking Services	External Support	-	-	-	-	(110,565)
5060	43770	784	530667	Parking Fund	DCS - Parking Services	External Support	-	-	-	-	(225,850)
5060	43770	786	530667	Parking Fund	DCS - Parking Services	External Support	-	-	-	-	(177,272)
5060	43770	787	530667	Parking Fund	DCS - Parking Services	External Support	-	-	-	-	(51,758)
5060	43770	788	530667	Parking Fund	DCS - Parking Services	External Support	-	-	-	-	(496,660)
5060	43770	101	530675	Parking Fund	DCS - Parking Services	Bank Charges	(33,704)	(131,040)	(125,000)	(125,000)	(125,000)
5060	43770	784	530675	Parking Fund	DCS - Parking Services	Bank Charges	(13,605)	(28,762)	(35,000)	(35,000)	(35,000)
5060	43770	786	530675	Parking Fund	DCS - Parking Services	Bank Charges	(36,846)	-	(60,000)	(60,000)	(60,000)
5060	43770	788	530675	Parking Fund	DCS - Parking Services	Bank Charges	(28,038)	(59,524)	(68,000)	(68,000)	(68,000)
5060	43770	783	581804	Parking Fund	DCS - Parking Services	Penalties & Late Fees	-	-	-	-	-
5060	43770	784	581804	Parking Fund	DCS - Parking Services	Penalties & Late Fees	-	-	-	-	-
5060	43770	788	581804	Parking Fund	DCS - Parking Services	Penalties & Late Fees	-	-	-	-	-
5060	41300	169	530804	Parking Fund	DCS - Parking Services	Bond Paying Agent Fees	-	-	-	-	-
5060	41300	146	530805	Parking Fund	DCS - Parking Services	Bond Issuance Fees	-	-	-	-	-
5060	43770	101	540657	Parking Fund	DCS - Parking Services	Property Taxes on Leased Lots	-	-	-	-	-
5060	43770	787	540657	Parking Fund	DCS - Parking Services	Property Taxes on Leased Lots	(86,673)	(92,481)	-	-	-
5060	43770	783	540674	Parking Fund	DCS - Parking Services	Property Repair	-	-	-	-	-

**VILLAGE OF OAK PARK  
FISCAL YEAR 2025 BUDGET  
PARKING FUND**

<u>Fund</u>	<u>Dept</u>	<u>Program</u>	<u>Account</u>	<u>Description</u>	<u>Department</u>	<u>Description</u>	<u>2022 Actual</u>	<u>2023 Actual</u>	<u>2024 Approved Budget</u>	<u>Amended 2024 Budget</u>	<u>2025 Proposed Budget</u>
5060	43770	784	540674	Parking Fund	DCS - Parking Services	Property Repair	(16,495)	(19,181)	(12,500)	(12,500)	(17,600)
5060	43770	785	540674	Parking Fund	DCS - Parking Services	Property Repair	-	-	-	-	-
5060	43770	786	540674	Parking Fund	DCS - Parking Services	Property Repair	-	-	(20,000)	(20,000)	(20,000)
5060	43700	787	540674	Parking Fund	DCS - Parking Services	Property Repair	-	-	-	-	-
5060	43770	787	540674	Parking Fund	DCS - Parking Services	Property Repair	(1,155)	(8)	(25,000)	(25,000)	-
5060	43770	788	540674	Parking Fund	DCS - Parking Services	Property Repair	(20,064)	(11,045)	(18,500)	(27,500)	(7,600)
5060	43770	783	540691	Parking Fund	DCS - Parking Services	Water Charges	-	-	-	-	-
5060	43770	784	540691	Parking Fund	DCS - Parking Services	Water Charges	(331)	(626)	(500)	(500)	(500)
5060	43770	788	540691	Parking Fund	DCS - Parking Services	Water Charges	(30,551)	(2,420)	(4,000)	(4,000)	(4,000)
5060	43770	783	540692	Parking Fund	DCS - Parking Services	Electricity	(8,522)	(7,474)	(20,000)	(20,000)	(20,000)
5060	43770	784	540692	Parking Fund	DCS - Parking Services	Electricity	(37,367)	(31,438)	(42,000)	(42,000)	(42,000)
5060	43770	787	540692	Parking Fund	DCS - Parking Services	Electricity	(1,992)	(2,366)	(4,000)	(4,000)	-
5060	43770	788	540692	Parking Fund	DCS - Parking Services	Electricity	(64,019)	(59,394)	(65,000)	(65,000)	-
5060	43770	788	540693	Parking Fund	DCS - Parking Services	Natural Gas	(3,976)	(5,279)	(4,300)	(4,300)	(5,000)
5060	43770	787	540707	Parking Fund	DCS - Parking Services	Lot Rental Reimbursement	(13,588)	(5,229)	(8,300)	(8,300)	(8,300)
SUB-TOTAL CONTRACTUAL SERVICES							(1,630,446)	(2,068,259)	(2,220,660)	(2,229,660)	(2,412,885)
5060	43770	793	550601	Parking Fund	DCS - Parking Services	Printing	(3,932)	(5,188)	(12,000)	(12,000)	(12,000)
5060	43770	101	550602	Parking Fund	DCS - Parking Services	Membership Dues	-	-	-	-	-
5060	43770	101	550603	Parking Fund	DCS - Parking Services	Postage	-	-	-	-	-
5060	43770	793	550603	Parking Fund	DCS - Parking Services	Postage	(2,455)	(8,220)	(15,000)	(15,000)	(10,000)
5060	43770	101	550605	Parking Fund	DCS - Parking Services	Travel & Mileage Reimb.	(514)	(500)	(2,000)	(2,000)	(2,000)
5060	43770	784	550632	Parking Fund	DCS - Parking Services	Laundry Service	-	-	-	-	-
5060	43770	786	550632	Parking Fund	DCS - Parking Services	Laundry Service	-	-	-	-	-
5060	43770	788	550632	Parking Fund	DCS - Parking Services	Laundry Service	(1,680)	(1,633)	-	-	-
5060	43770	101	550652	Parking Fund	DCS - Parking Services	Legal Postings and Doc. Fees	(1,000)	(367)	(500)	(500)	(500)
5060	43770	785	550656	Parking Fund	DCS - Parking Services	Miscellaneous Expense	-	-	-	-	-
5060	43770	101	550663	Parking Fund	DCS - Parking Services	Software License Updates	-	-	-	-	-
5060	43770	101	550671	Parking Fund	DCS - Parking Services	Office Machine Service	-	-	-	-	-
5060	43770	101	560620	Parking Fund	DCS - Parking Services	Office Supplies	(2,366)	(3,127)	(5,000)	(5,000)	(4,000)
5060	43770	793	560620	Parking Fund	DCS - Parking Services	Office Supplies	-	(141)	-	-	-
5060	43770	783	560623	Parking Fund	DCS - Parking Services	Cleaning Supplies	-	-	-	-	-
5060	43770	784	560623	Parking Fund	DCS - Parking Services	Cleaning Supplies	-	-	-	-	-
5060	43770	786	560623	Parking Fund	DCS - Parking Services	Cleaning Supplies	-	-	-	-	-
5060	43770	788	560623	Parking Fund	DCS - Parking Services	Cleaning Supplies	(1,603)	(3,121)	(5,000)	(5,000)	(5,000)
5060	43770	101	560625	Parking Fund	DCS - Parking Services	Clothing	(790)	(225)	(4,000)	(4,000)	(3,500)
5060	43770	408	560625	Parking Fund	DCS - Parking Services	Clothing	-	-	-	-	(10,900)

**VILLAGE OF OAK PARK**  
**FISCAL YEAR 2025 BUDGET**  
**PARKING FUND**

<u>Fund</u>	<u>Dept</u>	<u>Program</u>	<u>Account</u>	<u>Description</u>	<u>Department</u>	<u>Description</u>	<u>2022</u> <u>Actual</u>	<u>2023</u> <u>Actual</u>	<u>2024</u> <u>Approved</u> <u>Budget</u>	<u>Amended</u> <u>2024</u> <u>Budget</u>	<u>2025</u> <u>Proposed</u> <u>Budget</u>
5060	43770	784	560625	Parking Fund	DCS - Parking Services	Clothing	-	-	-	-	-
5060	43770	786	560625	Parking Fund	DCS - Parking Services	Clothing	-	-	-	-	-
5060	43770	788	560625	Parking Fund	DCS - Parking Services	Clothing	-	-	-	-	-
5060	43770	101	560631	Parking Fund	DCS - Parking Services	Operational Supplies	(1,154)	(1,784)	(1,500)	(1,500)	(1,500)
5060	43770	408	560631	Parking Fund	DCS - Parking Services	Operational Supplies	-	-	-	-	(27,000)
5060	43770	786	560631	Parking Fund	DCS - Parking Services	Operational Supplies	(9,144)	(5,000)	(10,000)	(10,000)	(10,000)
5060	43770	787	560631	Parking Fund	DCS - Parking Services	Operational Supplies	-	-	-	-	(5,000)
5060	43770	788	560631	Parking Fund	DCS - Parking Services	Operational Supplies	(11,635)	(12,000)	(12,000)	(12,000)	(12,000)
5060	43770	793	560631	Parking Fund	DCS - Parking Services	Operational Supplies	-	-	-	-	-
5060	43770	783	560634	Parking Fund	DCS - Parking Services	Sign Replacement	-	(825)	(1,000)	(1,000)	(1,000)
5060	43770	784	560634	Parking Fund	DCS - Parking Services	Sign Replacement	-	(1,887)	(2,000)	(2,000)	(2,000)
5060	43770	786	560634	Parking Fund	DCS - Parking Services	Sign Replacement	(933)	(1,000)	(1,000)	(1,000)	(1,000)
5060	43770	787	560634	Parking Fund	DCS - Parking Services	Sign Replacement	-	(1,000)	(1,000)	(1,000)	(1,000)
5060	43770	788	560634	Parking Fund	DCS - Parking Services	Sign Replacement	-	(898)	(1,000)	(1,000)	(1,000)
5060	43770	786	560637	Parking Fund	DCS - Parking Services	Vehicle Equipment Parts	-	-	-	-	-
5060	43770	788	560637	Parking Fund	DCS - Parking Services	Vehicle Equipment Parts	-	-	-	-	-
SUB-TOTAL MATERIALS & SUPPLIES							(37,206)	(46,916)	(73,000)	(73,000)	(109,400)
5060	43770	200	570705	Parking Fund	DCS - Parking Services	Building Improvements	-	-	-	-	-
5060	43770	783	570705	Parking Fund	DCS - Parking Services	Building Improvements	(3,800)	(57,910)	(227,000)	(227,000)	(53,000)
5060	43770	784	570705	Parking Fund	DCS - Parking Services	Building Improvements	(4,500)	(239,095)	(381,873)	(381,873)	(56,000)
5060	43770	785	570705	Parking Fund	DCS - Parking Services	Building Improvements	-	-	-	-	-
5060	43770	786	570705	Parking Fund	DCS - Parking Services	Building Improvements	-	-	-	-	(4,000)
5060	43770	787	570705	Parking Fund	DCS - Parking Services	Building Improvements	-	-	-	-	-
5060	43770	788	570705	Parking Fund	DCS - Parking Services	Building Improvements	(4,500)	(315,636)	(765,309)	(756,309)	(59,000)
5060	41300	793	570707	Parking Fund	DCS - Parking Services	Capital Improvements	-	-	-	-	-
5060	43770	200	570707	Parking Fund	DCS - Parking Services	Capital Improvements	-	-	(625,000)	(625,000)	-
5060	43770	783	570707	Parking Fund	DCS - Parking Services	Capital Improvements	-	-	-	-	(63,728)
5060	43770	784	570707	Parking Fund	DCS - Parking Services	Capital Improvements	-	(2,330)	(7,500)	(7,500)	(392,312)
5060	43770	785	570707	Parking Fund	DCS - Parking Services	Capital Improvements	-	-	-	-	-
5060	43770	786	570707	Parking Fund	DCS - Parking Services	Capital Improvements	(376,183)	(497,338)	(440,000)	(440,000)	(222,500)
5060	43770	787	570707	Parking Fund	DCS - Parking Services	Capital Improvements	(68,117)	(259,362)	(702,920)	(721,527)	(948,920)
5060	43770	788	570707	Parking Fund	DCS - Parking Services	Capital Improvements	-	(388)	(7,500)	(7,500)	(469,592)
5060	43770	408	570710	Parking Fund	DCS - Parking Services	Equipment	-	-	-	-	(11,271)
5060	43770	783	570710	Parking Fund	DCS - Parking Services	Equipment	-	-	-	-	-
5060	43770	784	570710	Parking Fund	DCS - Parking Services	Equipment	-	-	-	-	-
5060	43770	786	570710	Parking Fund	DCS - Parking Services	Equipment	-	-	-	-	-



**VILLAGE OF OAK PARK**  
**FISCAL YEAR 2025 BUDGET**  
**PARKING FUND**

<u>Fund</u>	<u>Dept</u>	<u>Program</u>	<u>Account</u>	<u>Description</u>	<u>Department</u>	<u>Description</u>	<u>2022 Actual</u>	<u>2023 Actual</u>	<u>2024 Approved Budget</u>	<u>Amended 2024 Budget</u>	<u>2025 Proposed Budget</u>
5060	43770	787	570710	Parking Fund	DCS - Parking Services	Equipment	-		-	-	-
5060	43770	788	570710	Parking Fund	DCS - Parking Services	Equipment	-		-	-	-
5060	43770	101	570720	Parking Fund	DCS - Parking Services	Computer Equipment	(1,067)	(276)	-	-	-
5060	43770	783	570720	Parking Fund	DCS - Parking Services	Computer Equipment	-		-	-	-
5060	43770	783	570750	Parking Fund	DCS - Parking Services	Vehicles	-		-	-	-
5060	43770	784	570750	Parking Fund	DCS - Parking Services	Vehicles	-		-	-	-
5060	43770	786	570750	Parking Fund	DCS - Parking Services	Vehicles	(500)	-	(65,000)	(65,000)	-
5060	43770	787	570750	Parking Fund	DCS - Parking Services	Vehicles	-		-	-	-
5060	43770	788	570750	Parking Fund	DCS - Parking Services	Vehicles	-		-	-	-
SUB-TOTAL CAPITAL OUTLAY							(458,667)	(1,372,335)	(3,222,102)	(3,231,709)	(2,280,323)
5060	41300	101	580898	Parking Fund	DCS - Parking Services	Amortization	12,594	12,599	-	-	-
5060	41300	101	580899	Parking Fund	DCS - Parking Services	Depreciation Expense	(1,373,260)	(1,430,864)	-	-	-
5060	41300	101	580999	Parking Fund	DCS - Parking Services	Less Fixed Assets Capitalized	17,100	749,883	-	-	-
5060	00000	000	174590	Parking Fund	DCS - Parking Services	Gain (Loss) on Disposal of Capital Assets	-		-	-	-
SUB-TOTAL NON CASH							(1,343,566)	(668,382)	-	-	-
5060	41300	157	581802	Parking Fund	DCS - Parking Services	2010C Bond Interest Expense	(17,015)	(7,896)	-	-	-
5060	41300	157	581801	Parking Fund	DCS - Parking Services	2010C Bond Principal Payment	-	-	-	-	-
5060	41300	146	581802	Parking Fund	DCS - Parking Services	2016B/2021 Bond Interest Expense	(37,207)	(62,255)	(61,178)	(61,178)	(59,062)
5060	41300	146	581801	Parking Fund	DCS - Parking Services	2016B/2021 Bond Principal Payment	-	-	(235,000)	(235,000)	(245,000)
5060	41300	140	581802	Parking Fund	DCS - Parking Services	2016E Bond Interest Expense	(305,531)	(291,656)	(230,282)	(230,282)	(265,232)
5060	41300	140	581801	Parking Fund	DCS - Parking Services	2016E Bond Principal Payment	-	-	(485,000)	(485,000)	(500,000)
5060	41300	138	581802	Parking Fund	DCS - Parking Services	2018A Bond Interest Expense	(156,340)	(128,941)	(100,950)	(100,950)	(69,608)
5060	41300	138	581801	Parking Fund	DCS - Parking Services	2018A Bond Principal Payment	-	-	(995,000)	(995,000)	(1,035,000)
5060	41300	141	581802	Parking Fund	DCS - Parking Services	2020A Bond Interest Payment	(11,940)	(11,940)	(11,940)	(11,940)	(11,940)
5060	41300	143	581802	Parking Fund	DCS - Parking Services	2021 SERIES Bond Interest Payment	(26,109)	-	-	-	-
5060	41300	141	581801	Parking Fund	DCS - Parking Services	2020A Bond Principal Payment	-	-	-	-	-
SUB-TOTAL DEBT SERVICE							(554,143)	(502,688)	(2,119,350)	(2,119,350)	(2,185,842)
5060	41300	101	591826	Parking Fund	DCS - Parking Services	Transfer To Sir Fund	(300,000)	(600,000)	(600,000)	(600,000)	(600,000)
5060	41300	101	591890	Parking Fund	DCS - Parking Services	Transfer To Other Funds	-		-	-	-
5060	41300	101	591801	Parking Fund	DCS - Parking Services	Transfer To General Fund	-		-	-	-
SUB-TOTAL TRANSFERS							(300,000)	(600,000)	(600,000)	(600,000)	(600,000)

VILLAGE OF OAK PARK  
FISCAL YEAR 2025 BUDGET  
PARKING FUND

<u>Fund</u>	<u>Dept</u>	<u>Program</u>	<u>Account</u>	<u>Description</u>	<u>Department</u>	<u>Description</u>	<u>2022</u> <u>Actual</u>	<u>2023</u> <u>Actual</u>	<u>2024</u> <u>Approved</u> <u>Budget</u>	<u>Amended</u> <u>2024</u> <u>Budget</u>	<u>2025</u> <u>Proposed</u> <u>Budget</u>
						SUB-TOTAL EXPENDITURES	(5,199,681)	(6,186,729)	(9,306,220)	(9,324,827)	(9,132,150)
						NET SURPLUS/(DEFICIT)	2,539,450	1,950,155	(1,774,900)	(1,793,507)	(400,650)

*(The remainder of this page has been intentionally left blank.)*

## **WATER & SEWER FUND**

### **DEPARTMENTAL SUMMARY**

The Public Works Department is responsible for the oversight and management of the Public Works portion of this Fund through its Water & Sewer Division.

The Department maintains 105 miles of watermain, 3 water pumping stations, 1,200 fire hydrants, 1,350 water valves, 104 miles of sewers, 6,500 catch basins and 2,000 manholes.

#### ***Water Services***

Public Works is responsible for the delivery of safe, potable water to residents and businesses within the Village and for fire suppression. Purchased directly from the City of Chicago, water is stored in several sites throughout the Village and pumped through water mains. Personnel and contractors supported by this fund are responsible for the emergency replacement of broken mains as well as repair and exercising of system water valves and fire hydrants, repair and replacement of water meters and pumping equipment. The division also responds to requests for locating underground water facilities via the one call system Joint Utility Locating Information for Excavators (JULIE).

Revenues for the Water portion of the Fund are generated through the users of the water system through quarterly metering. Rates are determined based on the charges from the City of Chicago for the delivery of water and the Village's expenses and programming.

#### ***Sewer Services***

Village sewage is transported to the interceptor sewers of the Metropolitan Water Reclamation District of Greater Chicago (MWDGC) where it is eventually treated and discharged into the receiving streams.

Revenues for the Sewer portion of the Fund are generated through the users of the water system as a portion of the utility charges. The Village does not pay the MWDGC for discharging to their sewers. Property owners are assessed on their property tax bill for this service.

**2024 WORK PLAN**  
**Department Baseline Service Levels and Goals**

Water & Sewer 5040.43730.101
------------------------------

- Water purchase from the City of Chicago is projected to approach 1.85 billion gallons for 2024. The City of Chicago is expected to increase their water rates June 1, 2024 based on the Consumer Price Index.
- Non-revenue water data will be submitted to the Illinois Department of Natural Resources.
- In an effort to reduce non-revenue water the following programs are proposed:
  - Complete an annual water distribution system leak survey and make all necessary repairs.
  - Continue to focus on the large water meter testing and/or replacement program to ensure and increase accurate water billing revenue.
  - Develop a non-revenue water distribution monitoring system using available technology.
  - Continue repair/replacement of defective/leaking water valves, fire hydrants and water lines.
  - Install system wide-leak detection system .
- Continue the lead water service line replacement program for public water services.
- Continue with engineering design and construction of watermain and sewer replacements per the Capital Improvement Plan.
- Lead Service Line Inventory Report will be submitted to the IEPA.
- Lead Service Line Initial Replacement Plan will be submitted to IEPA.
- Continue the sewer backup grant program to aid residents in basement backup protection.
- Continue the RainReady grant program to encourage private property storm water improvements.
- Continue regular sewer and storm drain cleaning.
- Begin replacement of North Pumping Station Pumps and check valves.
- Included with the development of the AMI is the roll out of a customer service portal where water customers will be able to see their water use via the portal or smart phone. The portal can also be set up to provide customers with notifications when water use is high or a leak is suspected.
- Continue use and updating of the water & sewer GIS data.

**2023 ACCOMPLISHMENTS**  
**Department Baseline Service Levels and Goals**

Water & Sewer 5040.43730.101
------------------------------

- The Water & Sewer Division is on pace to complete approximately 140 water and sewer utility repairs in 2023.
- On pace to complete over 80 water service upgrades, on the Village side, from lead to copper as part of the Village program for lead water service line replacement.
  - For the third year, a contractor was approved to assist with this work. CDBG program is available to fund private side lead service line replacement.
- Pilot Program for our system wide leak detection system was installed. System was installed in early April and shown positive results.
- Advanced Metering Infrastructure is being installed and completion in 2024. This will allow for daily reading of the water sold and provide better recording of the Village's non-revenue water.
- Two leak detection surveys of the water system were completed in 2023 with repairs taking place shortly after the leaks were found.
- The testing and/or replacement of over 25 of the Village's large water meters (greater than 2") will be completed by contractor.
- Testing of the Central, South, and North Station Master Meters was completed by a contractor. These are the meters that record the water purchased from the City of Chicago.
- The Public Works Department is projecting the water purchase from the City of Chicago to be approximately 1.80 billion gallons for the 2023 calendar year.
- Based on the current trending, the Village may experience 19% non-revenue water for the water distribution system. The non-revenue water data is to be submitted annually to the Illinois Department of Natural Resources.
- Central Station Pump station improvements which will replace pumps and Variable frequency drives.
- Engineered and constructed Sewer Replacement on Division from Grove to Oak Park and near Ridgeland. Sewer lined on Division from Hayes to Humphrey.
- Engineered and constructed Water Main Replacement on Madison from East to Oak Park, Division from East to Elmwood, Augusta from Lombard to Austin.
- Emergency Disconnects will be removed at Harlem & Garfield and Roosevelt & Austin
- Distributed the Annual Water Quality Report via electronic format.
- Valve Replacement Program will be completed by a contractor to replace three large diameter valves.
- Annual Sewer Inspection, Cleaning, and Televising.
- The Village continued the sewer backup protection program and RainReady grant programs. Both programs have been very popular and at times will have a waiting list.

**VILLAGE OF OAK PARK  
FISCAL YEAR 2025 BUDGET  
WATER & SEWER FUND**

<u>Fund</u>	<u>Dept</u>	<u>Program</u>	<u>Account</u>	<u>Description</u>	<u>Department</u>	<u>Description</u>	<u>2022 Actual</u>	<u>2023 Actual</u>	<u>2024 Approved Budget</u>	<u>Amended 2024 Budget</u>	<u>2025 Proposed Budget</u>
5040	43730	101	441462	Water Fund	Water/Sewer	Miscellaneous Revenue	3,380	12,625	2,000	2,000	-
5040	43730	101	441464	Water Fund	Water/Sewer	Scrap Revenue	24,595	5,742	5,000	5,000	-
5040	43730	101	441475	Water Fund	Water/Sewer	Recovered Damages	-	-	1,000	1,000	-
5040	43730	101	444401	Water Fund	Water/Sewer	Utility Sales	14,863,277	15,531,299	14,700,000	14,700,000	15,500,000
5040	43750	101	444401	Water Fund	Water/Sewer	Utility Sales	3,972,390	4,132,395	4,040,000	4,040,000	4,500,000
5040	43730	101	444402	Water Fund	Water/Sewer	Meter Charges	102,905	121,954	100,000	100,000	100,000
5040	43730	101	431400	Water Fund	Water/Sewer	MWRD Grants	-	-	-	-	-
5040	43730	778	444402	Water Fund	Water/Sewer	Meter Charges	-	-	-	-	-
5040	43730	101	444403	Water Fund	Water/Sewer	Penalty Charges	172,965	185,786	125,000	125,000	150,000
5040	41300	101	461490	Water Fund	Water/Sewer	Interest Revenue	126,380	565,429	-	-	-
SUB-TOTAL REVENUE							19,265,893	20,555,230	18,973,000	18,973,000	20,250,000
5040	41300	101	510501	Water Fund	Water/Sewer	Regular Salaries	(114,219)	(117,038)	(118,746)	(118,746)	(121,704)
5040	43730	101	510501	Water Fund	Water/Sewer	Regular Salaries	(147,053)	(143,458)	(169,239)	(169,239)	(171,363)
5040	43730	776	510501	Water Fund	Water/Sewer	Regular Salaries	(249,192)	(252,349)	(234,408)	(234,408)	(264,689)
5040	43730	777	510501	Water Fund	Water/Sewer	Regular Salaries	(244,341)	(202,641)	(284,387)	(284,387)	(338,588)
5040	43730	781	510501	Water Fund	Water/Sewer	Regular Salaries	-	-	-	-	-
5040	43750	101	510501	Water Fund	Water/Sewer	Regular Salaries	(130,231)	(128,484)	(131,223)	(131,223)	(134,969)
5040	43750	781	510501	Water Fund	Water/Sewer	Regular Salaries	(283,634)	(252,721)	(284,387)	(284,387)	(338,588)
5040	41300	101	510503	Water Fund	Water/Sewer	Overtime	(95)	(38)	-	-	-
5040	43730	101	510503	Water Fund	Water/Sewer	Overtime	-	-	-	-	-
5040	43730	776	510503	Water Fund	Water/Sewer	Overtime	(15,613)	(15,302)	(10,000)	(10,000)	(10,000)
5040	43730	777	510503	Water Fund	Water/Sewer	Overtime	(9,098)	(23,559)	(30,000)	(30,000)	(30,000)
5040	43750	781	510503	Water Fund	Water/Sewer	Overtime	(9,093)	(23,552)	(20,000)	(20,000)	(20,000)
5040	43730	101	510518	Water Fund	Water/Sewer	Seasonal Employees	-	-	-	-	-
SUB-TOTAL PERSONAL SERVICES							(1,202,567)	(1,159,142)	(1,282,390)	(1,282,390)	(1,429,901)
5040	43730	776	510509	Water Fund	Water/Sewer	Comp Time Payout	-	-	-	-	-
5040	43730	776	510519	Water Fund	Water/Sewer	Vacation Time Payout	-	-	-	-	-
5040	43730	777	510519	Water Fund	Water/Sewer	Vacation Time Payout	-	(1,441)	-	-	-
5040	43750	781	510519	Water Fund	Water/Sewer	Vacation Time Payout	-	-	-	-	-
5040	43730	776	520515	Water Fund	Water/Sewer	Health Insurance Opt Out	-	-	-	-	-
5040	43750	781	520515	Water Fund	Water/Sewer	Health Insurance Opt Out	-	-	-	-	-

**VILLAGE OF OAK PARK  
FISCAL YEAR 2025 BUDGET  
WATER & SEWER FUND**

<u>Fund</u>	<u>Dept</u>	<u>Program</u>	<u>Account</u>	<u>Description</u>	<u>Department</u>	<u>Description</u>	<u>2022 Actual</u>	<u>2023 Actual</u>	<u>2024 Approved Budget</u>	<u>Amended 2024 Budget</u>	<u>2025 Proposed Budget</u>
5040	41300	101	520520	Water Fund	Water/Sewer	Life Insurance Expense	(187)	(186)	(186)	(186)	(186)
5040	43730	101	520520	Water Fund	Water/Sewer	Life Insurance Expense	(90)	(93)	(153)	(153)	(153)
5040	43730	776	520520	Water Fund	Water/Sewer	Life Insurance Expense	(280)	(279)	(279)	(279)	(279)
5040	43730	777	520520	Water Fund	Water/Sewer	Life Insurance Expense	(160)	(74)	(400)	(400)	(398)
5040	43750	101	520520	Water Fund	Water/Sewer	Life Insurance Expense	(82)	(93)	(140)	(140)	(140)
5040	43750	781	520520	Water Fund	Water/Sewer	Life Insurance Expense	(160)	(74)	(400)	(400)	(398)
5040	41300	101	520521	Water Fund	Water/Sewer	Health Insurance Expense	(26,283)	(29,330)	(32,898)	(32,898)	(31,150)
5040	43730	101	520521	Water Fund	Water/Sewer	Health Insurance Expense	(26,827)	(27,733)	(44,176)	(44,176)	(34,912)
5040	43730	776	520521	Water Fund	Water/Sewer	Health Insurance Expense	(37,484)	(34,301)	(48,484)	(48,484)	(40,206)
5040	43730	777	520521	Water Fund	Water/Sewer	Health Insurance Expense	(59,194)	(50,647)	(83,634)	(83,634)	(76,020)
5040	43750	101	520521	Water Fund	Water/Sewer	Health Insurance Expense	(25,023)	(27,732)	(40,539)	(40,539)	(28,065)
5040	43750	781	520521	Water Fund	Water/Sewer	Health Insurance Expense	(66,321)	(60,962)	(80,255)	(80,255)	(76,020)
5040	41300	101	520522	Water Fund	Water/Sewer	Social Security Expense	(6,648)	(6,806)	(7,362)	(7,362)	(7,546)
5040	43730	101	520522	Water Fund	Water/Sewer	Social Security Expense	(8,505)	(7,951)	(10,495)	(10,495)	(10,727)
5040	43730	776	520522	Water Fund	Water/Sewer	Social Security Expense	(16,076)	(16,038)	(15,127)	(15,127)	(17,011)
5040	43730	777	520522	Water Fund	Water/Sewer	Social Security Expense	(14,658)	(13,265)	(19,432)	(19,432)	(22,792)
5040	43750	101	520522	Water Fund	Water/Sewer	Social Security Expense	(7,719)	(7,588)	(8,136)	(8,136)	(8,368)
5040	43750	781	520522	Water Fund	Water/Sewer	Social Security Expense	(16,999)	(16,131)	(18,832)	(18,832)	(22,192)
5040	41300	101	520523	Water Fund	Water/Sewer	Medicare Expense	(1,555)	(1,592)	(1,722)	(1,722)	(1,765)
5040	43730	101	520523	Water Fund	Water/Sewer	Medicare Expense	(1,989)	(1,860)	(2,454)	(2,454)	(2,485)
5040	43730	776	520523	Water Fund	Water/Sewer	Medicare Expense	(3,760)	(3,751)	(3,542)	(3,542)	(3,983)
5040	43730	777	520523	Water Fund	Water/Sewer	Medicare Expense	(3,429)	(3,103)	(4,559)	(4,559)	(5,345)
5040	43750	101	520523	Water Fund	Water/Sewer	Medicare Expense	(1,805)	(1,774)	(1,903)	(1,903)	(1,957)
5040	43750	781	520523	Water Fund	Water/Sewer	Medicare Expense	(3,974)	(3,771)	(4,414)	(4,414)	(5,200)
5040	41300	101	520527	Water Fund	Water/Sewer	IMRF Contributions	(6,122)	(2,856)	(3,752)	(3,752)	(4,247)
5040	43730	101	520527	Water Fund	Water/Sewer	IMRF Contributions	(6,834)	(3,508)	(4,842)	(4,842)	(5,422)
5040	43730	776	520527	Water Fund	Water/Sewer	IMRF Contributions	(13,400)	(7,198)	(7,720)	(7,720)	(9,587)
5040	43730	777	520527	Water Fund	Water/Sewer	IMRF Contributions	(13,972)	(6,213)	(9,935)	(9,935)	(12,864)
5040	43750	101	520527	Water Fund	Water/Sewer	IMRF Contributions	(6,109)	(3,530)	(4,147)	(4,147)	(4,710)
5040	43750	781	520527	Water Fund	Water/Sewer	IMRF Contributions	(16,041)	(7,409)	(9,619)	(9,619)	(12,515)
SUB-TOTAL FRINGE BENEFITS							(391,686)	(347,289)	(469,537)	(469,537)	(446,643)
5040	43730	101	520528	Water Fund	Water/Sewer	Change in IMRF NPL	376,735	(63,631)	-	-	-

**VILLAGE OF OAK PARK  
FISCAL YEAR 2025 BUDGET  
WATER & SEWER FUND**

<u>Fund</u>	<u>Dept</u>	<u>Program</u>	<u>Account</u>	<u>Description</u>	<u>Department</u>	<u>Description</u>	<u>2022 Actual</u>	<u>2023 Actual</u>	<u>2024 Approved Budget</u>	<u>Amended 2024 Budget</u>	<u>2025 Proposed Budget</u>
5040	43730	101	520900	Water Fund	Water/Sewer	Change in NPO	(196,297)	86,752	-	-	-
5040	43730	101	530650	Water Fund	Water/Sewer	Conferences Training	(7,025)	(6,235)	(11,300)	(11,300)	(12,100)
5040	43730	101	530658	Water Fund	Water/Sewer	Temporary Services	-	-	-	-	-
5040	41300	101	530660	Water Fund	Water/Sewer	General Contractuals	(17,787)	(20,774)	(25,750)	(25,750)	(20,000)
5040	43730	776	530660	Water Fund	Water/Sewer	General Contractuals	(43,991)	-	-	-	-
5040	43770	776	530660	Water Fund	Water/Sewer	General Contractuals	-	-	-	-	-
5040	43730	101	530667	Water Fund	Water/Sewer	External Support	(153,347)	(161,947)	(227,000)	(231,347)	(264,500)
5040	43730	200	530667	Water Fund	Water/Sewer	External Support	-	-	-	-	-
5040	43750	101	530667	Water Fund	Water/Sewer	External Support	-	23	-	-	-
5040	43750	200	530667	Water Fund	Water/Sewer	External Support	-	-	-	-	-
5040	43730	776	530667	Water Fund	Water/Sewer	External Support	(40,513)	(65,949)	(119,900)	(119,900)	(117,900)
5040	43730	777	530667	Water Fund	Water/Sewer	External Support	(272,580)	(367,642)	(507,000)	(507,000)	(570,905)
5040	43750	781	530667	Water Fund	Water/Sewer	External Support	(241,320)	(475,056)	(535,000)	(567,275)	(648,905)
5040	41300	101	530675	Water Fund	Water/Sewer	Bank Charges	(93,932)	(117,896)	(75,000)	(75,000)	(105,000)
5040	41999	776	540674	Water Fund	Water/Sewer	Property Repair	-	-	-	-	-
5040	43730	776	540674	Water Fund	Water/Sewer	Property Repair	(31,415)	(45,917)	(36,500)	(36,500)	(39,000)
5040	43730	101	540690	Water Fund	Water/Sewer	Telecommunication Charges	(1,944)	(2,147)	(2,500)	(2,500)	(2,500)
5040	43730	776	540690	Water Fund	Water/Sewer	Telecommunication Charges	(2,670)	(2,669)	(3,400)	(3,400)	(3,400)
5040	43730	777	540690	Water Fund	Water/Sewer	Telecommunication Charges	(1,703)	(1,792)	(4,200)	(4,200)	(9,200)
5040	43730	776	540692	Water Fund	Water/Sewer	Electricity	(126,253)	(107,670)	(135,000)	(135,000)	(137,000)
5040	43730	776	540693	Water Fund	Water/Sewer	Natural Gas	(4,636)	(2,882)	(5,000)	(5,000)	(5,000)
5040	43730	776	560691	Water Fund	Water/Sewer	City Of Chicago Water Expense	(7,213,193)	(7,737,137)	(8,500,000)	(8,500,000)	(8,500,000)
SUB-TOTAL CONTRACTUAL SERVICES							(8,071,872)	(9,092,569)	(10,187,550)	(10,224,172)	(10,435,410)
5040	41300	101	550601	Water Fund	Water/Sewer	Printing	(538)	(1,076)	(1,000)	(1,000)	(1,000)
5040	41300	172	550601	Water Fund	Water/Sewer	Printing	-	-	-	-	-
5040	43730	101	550601	Water Fund	Water/Sewer	Printing	(82)	-	-	-	-
5040	43730	101	550602	Water Fund	Water/Sewer	Membership Dues	(1,139)	(1,069)	(1,500)	(1,500)	(1,250)
5040	41300	101	550603	Water Fund	Water/Sewer	Postage	(20,584)	(25,897)	(26,000)	(26,000)	(22,500)
5040	43730	101	550603	Water Fund	Water/Sewer	Postage	(215)	(78)	(200)	(200)	(200)
5040	43730	101	550632	Water Fund	Water/Sewer	Laundry Service	-	-	-	-	-
5040	43750	101	550632	Water Fund	Water/Sewer	Laundry Service	-	-	-	-	-
5040	43730	101	550652	Water Fund	Water/Sewer	Legal Postings and Doc. Fees	(942)	(1,407)	(1,500)	(1,500)	(1,500)



**VILLAGE OF OAK PARK**  
**FISCAL YEAR 2025 BUDGET**  
**WATER & SEWER FUND**

<u>Fund</u>	<u>Dept</u>	<u>Program</u>	<u>Account</u>	<u>Description</u>	<u>Department</u>	<u>Description</u>	<u>2022</u> <u>Actual</u>	<u>2023</u> <u>Actual</u>	<u>2024</u> <u>Approved</u> <u>Budget</u>	<u>Amended</u> <u>2024</u> <u>Budget</u>	<u>2025</u> <u>Proposed</u> <u>Budget</u>
5040	41300	101	550663	Water Fund	Water/Sewer	Software License Updates	-		-	-	-
5040	43730	101	550671	Water Fund	Water/Sewer	Office Machine Service	(2,889)	-	-	-	-
5040	41300	101	560620	Water Fund	Water/Sewer	Office Supplies	-		-	-	-
5040	43730	101	560620	Water Fund	Water/Sewer	Office Supplies	(96)	-	-	-	-
5040	43750	101	560620	Water Fund	Water/Sewer	Office Supplies	-		-	-	-
5040	43730	101	560625	Water Fund	Water/Sewer	Clothing	(4,760)	(3,920)	(6,000)	(6,000)	(6,000)
5040	43750	101	560625	Water Fund	Water/Sewer	Clothing	(3,714)	(3,707)	(6,000)	(6,000)	(6,000)
5040	43730	776	560631	Water Fund	Water/Sewer	Operational Supplies	(29,915)	(28,256)	(30,000)	(30,000)	(30,000)
5040	43730	777	560631	Water Fund	Water/Sewer	Operational Supplies	(146,422)	(170,408)	(190,000)	(190,000)	(205,000)
5040	43730	778	560631	Water Fund	Water/Sewer	Operational Supplies	(2,143)	-	-	-	-
5040	43730	781	560631	Water Fund	Water/Sewer	Operational Supplies	(11,936)	(12,320)	(15,000)	(15,000)	(15,000)
5040	43730	777	560633	Water Fund	Water/Sewer	Roadway Maintenance	(23,182)	(49,042)	(45,000)	(45,000)	(46,500)
5040	43750	781	560633	Water Fund	Water/Sewer	Roadway Maintenance	(20,162)	(28,878)	(45,000)	(45,000)	(46,500)
SUB-TOTAL MATERIALS & SUPPLIES							(268,719)	(326,058)	(367,200)	(367,200)	(381,450)
5040	43730	200	570707	Water Fund	Water/Sewer	Capital Improvements	-		-	-	-
5040	43730	776	570707	Water Fund	Water/Sewer	Capital Improvements	(53,274)	(739,274)	(828,400)	(1,524,810)	(1,377,000)
5040	43730	777	570707	Water Fund	Water/Sewer	Capital Improvements	(2,147,840)	(3,368,759)	(4,937,276)	(8,201,314)	(2,100,000)
5040	43730	781	570707	Water Fund	Water/Sewer	Capital Improvements	(5,776,692)	(1,809,273)	(7,237,808)	(7,492,683)	(5,400,000)
5040	43750	200	570707	Water Fund	Water/Sewer	Capital Improvements	-		-	-	-
5040	43750	777	570707	Water Fund	Water/Sewer	Capital Improvements	-		-	-	-
5040	43750	781	570707	Water Fund	Water/Sewer	Capital Improvements	-		-	-	-
5040	41300	101	570711	Water Fund	Water/Sewer	Software	-		-	-	-
5040	43730	777	570711	Water Fund	Water/Sewer	Software	-	-	(55,000)	(55,000)	(55,000)
5040	43730	776	570710	Water Fund	Water/Sewer	Equipment	(14,089)	(13,570)	(53,000)	(53,000)	(22,000)
5040	43730	777	570710	Water Fund	Water/Sewer	Equipment	(7,336)	(9,772)	(7,500)	(7,500)	(7,500)
5040	43750	781	570710	Water Fund	Water/Sewer	Equipment	(7,250)	(8,218)	(7,500)	(7,500)	(7,500)
5040	43730	776	570720	Water Fund	Water/Sewer	Computer Equipment	-		-	-	-
5040	43730	777	570720	Water Fund	Water/Sewer	Computer Equipment	-		-	-	-
5040	43750	781	570720	Water Fund	Water/Sewer	Computer Equipment	-		-	-	-
5040	43730	777	570740	Water Fund	Water/Sewer	Facilities Furnishings	-		-	-	-
5040	43730	777	570750	Water Fund	Water/Sewer	Vehicles	(39,348)	(94,071)	(376,000)	(376,000)	(370,000)
5040	43750	781	570750	Water Fund	Water/Sewer	Vehicles	-	(394,945)	(162,000)	(162,000)	(463,000)

**VILLAGE OF OAK PARK**  
**FISCAL YEAR 2025 BUDGET**  
**WATER & SEWER FUND**

<u>Fund</u>	<u>Dept</u>	<u>Program</u>	<u>Account</u>	<u>Description</u>	<u>Department</u>	<u>Description</u>	<u>2022 Actual</u>	<u>2023 Actual</u>	<u>2024 Approved Budget</u>	<u>Amended 2024 Budget</u>	<u>2025 Proposed Budget</u>
5040	43730	101	580700	Water Fund	Water/Sewer	Bad Debt Expense	-		-	-	-
5040	41300	101	580898	Water Fund	Water/Sewer	Amortization	65,400	65,399	-	-	-
5040	41300	101	580899	Water Fund	Water/Sewer	Depreciation Expense	(1,931,452)	(2,110,890)	-	-	-
5040	41300	101	580999	Water Fund	Water/Sewer	Less Fixed Assets Capitalized	8,131,481	5,150,565	-	-	-
SUB-TOTAL CAPITAL OUTLAY							(1,780,400)	(3,332,808)	(13,664,484)	(17,879,807)	(9,802,000)
5040	41300	157	581802	Water Fund	Water/Sewer	2010C Bond Interest Expense	(7,054)	(3,271)	-	-	-
5040	41300	157	581801	Water Fund	Water/Sewer	2010C Bond Principal	-	-	-	-	-
5040	41300	148	581802	Water Fund	Water/Sewer	2012A Bond Interest Expense	(12,291)	(10,917)	(8,387)	(8,387)	(4,989)
5040	41300	148	581801	Water Fund	Water/Sewer	2012A Bond Principal	-	-	(169,905)	(169,905)	(175,930)
5040	41300	142	581802	Water Fund	Water/Sewer	2020B Bond Interest	(72,854)	(45,114)	(33,872)	(33,872)	(22,630)
5040	41300	142	581801	Water Fund	Water/Sewer	2020B Bond Principal	-	-	(449,680)	(449,680)	(452,600)
SUB-TOTAL DEBT SERVICE							(92,198)	(59,302)	(661,844)	(661,844)	(656,149)
5040	41300	101	591826	Water Fund	Water/Sewer	Transfer To Sir Fund	(670,000)	(600,000)	(600,000)	(600,000)	(600,000)
SUB-TOTAL TRANSFERS							(670,000)	(600,000)	(600,000)	(600,000)	(600,000)
SUB-TOTAL EXPENDITURES							(12,477,442)	(14,917,168)	(27,233,005)	(31,484,950)	(23,751,553)
NET SURPLUS/(DEFICIT)							6,788,451	5,638,062	(8,260,005)	(12,511,950)	(3,501,553)

## Internal Service Funds

The Villages Internal Service Fund (ISF) are used to track revenues and expenses that do not require legal separation from the General Fund but are budgeted and tracked independently for internal control, transparency, and accounting purposes. The following ISF are included under this section:

- Debt Service Fund
- Health Insurance Fund
- Self-Insured Retention Fund (SIRF)

The Self Insured Retention Fund is used to account for all expenses related to general liability and workers compensation case claim payments as well as related insurance premiums paid for stop loss coverage which is currently \$750,000. This Fund does not have its own dedicated revenue source and is funded by inter-fund transfers-in from other Village Funds.

The Health Insurance Fund is used to track and account for expenses related to the Village's health and life insurance benefits provided to eligible full time employees. Eligible employees receive a comprehensive health insurance benefit which includes either a PPO or HMO option chosen by each employee and a prescription drug benefit as well.

In addition, the Village provides eligible employees with a flat \$50,000 life insurance benefit at no cost and employees may purchase at their own expense additional coverage above this amount.

Finally, with a certain limited exception, dental insurance is available and offered to employees at an employee's own expense.

The largest expense in this Fund is related to health insurance coverage. The Village is self-insured and uses Blue Cross/Blue Shield to administer its plans. Actual health insurance claims are paid out of this fund and budgeted as expense while corresponding revenues are budgeted from Village contributions, employee payroll contributions, and pensioner/COBRA contributions.

The Debt Service Fund accounts for all principal and interest payments made on bond issues which are not dedicated to Special Revenue or Enterprise Funds. Detailed schedules by bond issue are provided within this budget document.

## **Debt Service Fund**

### **Fund Summary:**

The Debt Service Fund accounts for the general debt of the Village. Debt is also paid directly by the Village's Enterprise Funds if the proceeds were used for expenses in one of those Funds.

Annual Debt payments are primarily funded through a portion of the Village's property tax levy.

*(The remainder of this page has been intentionally left blank.)*

**VILLAGE OF OAK PARK  
FISCAL YEAR 2025 BUDGET  
DEBT SERVICE FUND**

<u>Fund</u>	<u>Dept</u>	<u>Program</u>	<u>Account</u>	<u>Description</u>	<u>Department</u>	<u>Description</u>	<u>2022 Actual</u>	<u>2023 Actual</u>	<u>2024 Approved Budget</u>	<u>Amended 2024 Budget</u>	<u>2025 Proposed Budget</u>
4025	41300	101	411401	Debt Service Fund	Finance	Property Tax Levy	4,404,989	4,511,135	4,768,332	4,768,332	5,430,723
4025	41300	101	441462	Debt Service Fund	Finance	Miscellaneous Revenue	-	-	-	-	-
4025	41300	101	461490	Debt Service Fund	Finance	Interest Revenue	-	-	1,000	1,000	1,000
4025	41300	101	490479	Debt Service Fund	Finance	Intergovt Support Op Library	-	-	-	-	-
4025	41300	101	491401	Debt Service Fund	Finance	Transfer From General Fund	500,000	500,000	500,000	500,000	500,000
4025	41300	101	491455	Debt Service Fund	Finance	Transfer From Environmental Service Fd	350,000	350,000	350,000	350,000	440,000
4025	41300	Var	493800	Debt Service Fund	Finance	Bond Proceeds	-	-	-	-	-
4025	41300	Var	493802	Debt Service Fund	Finance	Premium on Bond Proceeds	-	-	-	-	-
SUB-TOTAL REVENUE							5,254,989	5,361,135	5,619,332	5,619,332	6,371,723
4025	41300	101	530804	Debt Service Fund	Finance	Bond Paying Agent Fees	(5,333)	(5,627)	(9,500)	(9,500)	(9,500)
4025	41300	159	581801	2011B Debt Service Fund	Finance	Bond Principal Payment	-	-	-	-	-
4025	41300	159	581802	2011B Debt Service Fund	Finance	Bond Interest Expense	-	-	-	-	-
4025	41300	148	581801	2012A Debt Service Fund	Finance	Bond Principal Payment	(311,190)	(478,170)	(535,095)	(535,095)	(549,081)
4025	41300	148	581802	2012A Debt Service Fund	Finance	Bond Interest Expense	(42,200)	(35,977)	(26,413)	(26,413)	(20,700)
4025	41300	160	581801	2015A Debt Service Fund	Finance	Bond Principal Payment	(530,000)	(980,000)	(1,010,000)	(1,010,000)	(1,540,000)
4025	41300	160	581802	2015A Debt Service Fund	Finance	Bond Interest Expense	(269,700)	(253,800)	(224,400)	(224,400)	(194,100)
4025	41300	154	581801	2015B Debt Service Fund	Finance	Bond Principal Payment	(250,000)	(260,000)	(270,000)	(270,000)	(280,000)
4025	41300	154	581802	2015B Debt Service Fund	Finance	Bond Interest Expense	(223,688)	(216,188)	(208,388)	(208,388)	(200,288)
4025	41300	145	581801	2016A Debt Service Fund	Finance	Bond Principal Payment	(175,000)	(185,000)	(155,000)	(155,000)	(560,000)
4025	41300	145	581802	2016A Debt Service Fund	Finance	Bond Interest Expense	(640,119)	(634,869)	(629,319)	(629,319)	(624,668)
4025	41300	139	581801	2016D Debt Service Fund	Finance	Bond Principal Payment	(800,000)	(800,000)	(800,000)	(800,000)	(600,000)
4025	41300	139	581802	2016D Debt Service Fund	Finance	Bond Interest Expense	(278,281)	(254,281)	(230,281)	(230,281)	(206,282)
4025	41300	150	581801	2017A Debt Service Fund	Finance	Bond Principal Payment	(680,000)	(320,000)	(710,000)	(710,000)	(920,000)
4025	41300	150	581802	2017A Debt Service Fund	Finance	Bond Interest Expense	(420,538)	(400,138)	(390,538)	(390,538)	(369,238)
4025	41300	165	581801	2017B Debt Service Fund	Finance	Bond Principal Payment	-	-	-	-	-
4025	41300	165	581802	2017B Debt Service Fund	Finance	Bond Interest Expense	-	-	-	-	-
4025	41300	141	581801	2020A Debt Service Fund	Finance	Bond Principal Payment	-	-	-	-	-
4025	41300	141	581802	2020A Debt Service Fund	Finance	Bond Interest Expense	(253,403)	(253,403)	(253,403)	(253,403)	(253,403)
4025	41300	142	581801	2020B Debt Service Fund	Finance	Bond Principal Payment	(547,040)	(395,200)	(320,320)	(320,320)	(322,400)
4025	41300	142	581802	2020B Debt Service Fund	Finance	Bond Interest Expense	(65,572)	(42,016)	(24,128)	(24,128)	(8,060)
4025	41300	199	591812	Transfer to CIP Fund	Finance	Transfer to CIP Fund	-	-	-	-	-
SUB-TOTAL EXPENDITURES							(5,492,064)	(5,514,669)	(5,796,785)	(5,796,784)	(6,657,720)
NET SURPLUS/(DEFICIT)							(237,075)	(153,534)	(177,454)	(177,452)	(285,997)

## HEALTH INSURANCE FUND

### Fund Summary:

The Human Resources Department develops, supports, and administers an employee benefits program that is cost effective while also considered by employees as having value in terms of their total compensation from the Village. Specific benefits provided include:

- Health insurance in the form of two Blue Cross/Blue Shield PPOs and HMOs
- A prescription drug plan with a three-tier co-pay (\$10, \$30 and \$50)
- Village paid basic life and accidental death and dismemberment insurance
- Outsourced S-125 Plan administration for reimbursement of qualified expenses
- Reimbursement for qualified transportation expenses

The Human Resources Department relies on assistance from an insurance broker to provide the most cost-effective benefit plans and options to its employees.

*(The remainder of this page has been intentionally left blank.)*

**VILLAGE OF OAK PARK**  
**FISCAL YEAR 2025 BUDGET**  
**HEALTH INSURANCE FUND**

<u>Fund</u>	<u>Dept</u>	<u>Program</u>	<u>Account</u>	<u>Description</u>	<u>Department</u>	<u>Description</u>	<u>2022</u> <u>Actual</u>	<u>2023</u> <u>Actual</u>	<u>2024</u> <u>Approved</u> <u>Budget</u>	<u>Amended</u> <u>2024</u> <u>Budget</u>	<u>2025</u> <u>Proposed</u> <u>Budget</u>
6028	41080	101	440434	Health Insurance Fund	HR - Human Resources	Metlife Accident Prem WH	-	-	-	-	-
6028	41080	101	440435	Health Insurance Fund	HR - Human Resources	Metlife Critical Illness Prem WH	-	-	-	-	-
6028	41080	101	440436	Health Insurance Fund	HR - Human Resources	Metlife Hospital Prem WH	-	-	-	-	-
6028	41080	101	440437	Health Insurance Fund	HR - Human Resources	Metlaw Legal Prem WH	(3)	-	-	-	-
6028	41080	101	440440	Health Insurance Fund	HR - Human Resources	Health Ins Premiums Withheld	1,018,352	1,068,256	1,200,000	1,200,000	1,260,000
6028	41080	101	440441	Health Insurance Fund	HR - Human Resources	Life Insurance Premiums Withheld	-	-	-	-	-
6028	41080	101	440442	Health Insurance Fund	HR - Human Resources	Dental Insurance Premiums Withheld	(43,019)	-	-	-	-
6028	41080	101	440443	Health Insurance Fund	HR - Human Resources	Vision Insurance Premiums Withheld	(8,031)	-	-	-	-
6028	41080	101	440444	Health Insurance Fund	HR - Human Resources	AFLAC Premiums Withheld	-	-	-	-	-
6028	41080	101	440445	Health Insurance Fund	HR - Human Resources	Allied FSA Med Premiums Withheld	-	-	-	-	-
6028	41080	101	440446	Health Insurance Fund	HR - Human Resources	Allied FSA Dep Care Premiums Withheld	-	-	-	-	-
6028	41080	101	440464	Health Insurance Fund	HR - Human Resources	Employer Life Insurance Contribution	28,217	26,876	-	-	-
6028	41080	101	440466	Health Insurance Fund	HR - Human Resources	Pensioneer Premium Payments	-	-	-	-	-
6028	41090	101	440466	Health Insurance Fund	HR - Human Resources	Pensioneer Premium Payments	919,170	876,061	1,305,600	1,305,600	1,370,880
6028	41090	351	440466	Health Insurance Fund	HR - Human Resources	Pensioneer Premium Payments	-	-	-	-	-
6028	00000	000	440466	Health Insurance Fund	HR - Human Resources	Pensioneer Premium Payments	-	-	-	-	-
6028	41090	101	440467	Health Insurance Fund	HR - Human Resources	Outside Agency Prem WH	12,597	20,744	-	-	-
6028	41080	101	440499	Health Insurance Fund	HR - Human Resources	Employer Contributions	5,901,550	5,535,922	7,000,000	7,000,000	7,350,000
6028	41090	101	441462	Health Insurance Fund	HR - Human Resources	Miscellaneous Revenue	-	-	1,000	1,000	-
6028	41300	101	461490	Health Insurance Fund	HR - Human Resources	Interest Revenue	19,542	85,102	-	-	-
SUB-TOTAL REVENUE							7,848,376	7,612,961	9,506,600	9,506,600	9,980,880
6028	41080	133	510501	Health Insurance Fund	HR - Human Resources	Regular Salaries	(104,838)	(83,739)	(109,235)	(109,235)	(117,516)
6028	41080	133	510503	Health Insurance Fund	HR - Human Resources	Overtime	(165)	-	-	-	-
6028	41080	133	520520	Health Insurance Fund	HR - Human Resources	Life Insurance Expense	(109)	(85)	(116)	(116)	(93)
6028	41080	133	520521	Health Insurance Fund	HR - Human Resources	Health Insurance Expense	(18,383)	(17,432)	(23,202)	(23,202)	(15,244)
6028	41080	133	520522	Health Insurance Fund	HR - Human Resources	Social Security Expense	(6,053)	(4,851)	(6,773)	(6,773)	(7,286)
6028	41080	133	520523	Health Insurance Fund	HR - Human Resources	Medicare Expense	(1,416)	(1,135)	(1,584)	(1,584)	(1,704)
6028	41080	133	520527	Health Insurance Fund	HR - Human Resources	IMRF Contributions	(5,549)	(2,286)	(3,452)	(3,452)	(4,101)
6028	41080	101	520674	Health Insurance Fund	HR - Human Resources	Metlife Accident	-	-	-	-	-
6028	41080	101	520675	Health Insurance Fund	HR - Human Resources	Metlife Critical Illness	-	-	-	-	-
6028	41080	101	520676	Health Insurance Fund	HR - Human Resources	Metlife Hospital	-	-	-	-	-
6028	41080	101	520677	Health Insurance Fund	HR - Human Resources	Metlaw Legal	-	-	-	-	-
6028	41080	101	520683	Health Insurance Fund	HR - Human Resources	Health Insurance Claims	(7,468,442)	(7,491,393)	(8,750,000)	(8,750,000)	(9,187,500)
6028	41080	101	520684	Health Insurance Fund	HR - Human Resources	Allied FSA Med Contributions Paid	-	-	-	-	-
6028	41080	101	520685	Health Insurance Fund	HR - Human Resources	Vision Insurance Premiums Paid	-	-	-	-	-
6028	41080	101	520686	Health Insurance Fund	HR - Human Resources	Aflac Premiums Paid	-	-	-	-	-
6028	41080	101	520687	Health Insurance Fund	HR - Human Resources	Life Insurance Premiums	-	(27,868)	(30,000)	(30,000)	-
6028	41090	101	520687	Health Insurance Fund	HR - Human Resources	Life Insurance Premiums	-	-	-	-	-

6028	41080	101	520688	Health Insurance Fund	HR - Human Resources	Dental Insurance Premiums	-	-	-	-
6028	41080	101	520689	Health Insurance Fund	HR - Human Resources	Allied FSA Dep Care Contributions Paid	-	-	-	-
6028	41080	101	530667	Health Insurance Fund	HR - Human Resources	External Support	(72,144)	(62,778)	(100,000)	(100,000)
SUB-TOTAL EXPENDITURES							(7,677,100)	(7,691,567)	(9,024,362)	(9,024,362)
NET SURPLUS/(DEFICIT)							171,276	(78,606)	482,238	482,238
										647,436

*(The remainder of this page has been intentionally left blank.)*



## SELF-INSURED RETENTION FUND

### **Fund Summary:**

The Self Insured Retention Fund exists to fund the payment of liability judgments and settlements, workers compensation settlements, payments, attorney fees and related costs necessary to the defense of those cases.

In recent years, staff has been reviewing various options as they pertain to how the Village insures itself. While maintaining a self-insured status of \$800,000, the Village Board is continually seeking alternatives such as joining an intergovernmental insurance pool in order to reduce costs.

*(The remainder of this page has been intentionally left blank.)*

**VILLAGE OF OAK PARK**  
**FISCAL YEAR 2025 BUDGET**  
**LEGAL- SELF INSURED RETENTION FUND**

<u>Fund</u>	<u>Dept</u>	<u>Program</u>	<u>Account</u>	<u>Description</u>	<u>Department</u>	<u>Description</u>	<u>2022</u> <u>Actual</u>	<u>2023</u> <u>Actual</u>	<u>2024</u> <u>Approved</u> <u>Budget</u>	<u>Amended</u> <u>2024</u> <u>Budget</u>	<u>2025</u> <u>Proposed</u> <u>Budget</u>
6026	41300	101	491401	Self Insured Retention Fund	LEGAL - SIRF	Transfer From General Fund	700,000	1,500,000	2,000,000	2,000,000	2,000,000
6026	41300	101	491440	Self Insured Retention Fund	LEGAL - SIRF	Transfer From Water Fund	670,000	600,000	600,000	600,000	600,000
6026	41300	101	491460	Self Insured Retention Fund	LEGAL - SIRF	Transfer From Parking Fund	300,000	600,000	600,000	600,000	600,000
6026	41300	101	461490	Self Insured Retention Fund	LEGAL - SIRF	Interest Revenue	27,950	105,936	-	-	-
SUB-TOTAL REVENUE							1,697,950	2,805,936	3,200,000	3,200,000	3,200,000
6026	41071	101	510501	Self Insured Retention Fund	LEGAL - SIRF	Regular Salaries	(62,234)	(74,470)	(75,721)	(75,721)	(89,244)
6026	41071	101	510503	Self Insured Retention Fund	LEGAL - SIRF	Overtime	(331)	-	-	-	-
6026	41071	101	520520	Self Insured Retention Fund	LEGAL - SIRF	Life Insurance Expense	(78)	(93)	(93)	(93)	(70)
6026	41071	101	520521	Self Insured Retention Fund	LEGAL - SIRF	Health Insurance Expense	(12,588)	(15,962)	(17,519)	(17,519)	(19,067)
6026	41071	101	520522	Self Insured Retention Fund	LEGAL - SIRF	Social Security Expense	(3,710)	(4,355)	(4,695)	(4,695)	(5,533)
6026	41071	101	520523	Self Insured Retention Fund	LEGAL - SIRF	Medicare Expense	(1,136)	(1,019)	(1,098)	(1,098)	(1,294)
6026	41071	101	520527	Self Insured Retention Fund	LEGAL - SIRF	IMRF Contributions	(2,969)	(2,033)	(2,393)	(2,393)	(3,115)
6026	41071	151	520678	Self Insured Retention Fund	LEGAL - SIRF	Workers Comp Claims	(712,638)	(297,533)	(500,000)	(500,000)	(500,000)
6026	41071	151	520679	Self Insured Retention Fund	LEGAL - SIRF	Workers Comp-TTD	(186,464)	(221,115)	(200,000)	(200,000)	(200,000)
6026	41071	151	520680	Self Insured Retention Fund	LEGAL - SIRF	Workers Comp-Other	(357,496)	(533,776)	(500,000)	(500,000)	(500,000)
6026	41071	101	530667	Self Insured Retention Fund	LEGAL - SIRF	External Support	(32,478)	(92,395)	(47,000)	(47,000)	(67,000)
6026	41071	101	530679	Self Insured Retention Fund	LEGAL - SIRF	Legal Fees Workers Comp	(62,163)	(56,148)	(65,000)	(65,000)	(65,000)
6026	41071	101	530680	Self Insured Retention Fund	LEGAL - SIRF	Legal Fees Liability Claims	(78,226)	(175,000)	(175,000)	(175,000)	(175,000)
6026	41071	101	550603	Self Insured Retention Fund	LEGAL - SIRF	Postage	-	-	(300)	(300)	(300)
6026	41071	101	550681	Self Insured Retention Fund	LEGAL - SIRF	Insurance Premiums	(649,506)	(725,138)	(800,000)	(800,000)	(880,000)
6026	41071	101	580679	Self Insured Retention Fund	LEGAL - SIRF	Liability Claims	(519,970)	(921,474)	(400,000)	(400,000)	(400,000)
SUB-TOTAL EXPENDITURES							(2,681,985)	(3,120,511)	(2,788,819)	(2,788,819)	(2,905,623)
NET SURPLUS/(DEFICIT)							(984,036)	(314,575)	411,181	411,181	294,377

## **Fiduciary Funds**

Pursuant to State of Illinois Compiled Statutes (ILCS), the Village maintains an independent pension board for both the Police and Firefighters' Pensions. The function of these boards is to serve in a fiduciary manner and diligently invest pension assets according to the limitations provided within their respective pension code sections of the ILCS.

On an annual basis, the Village levies a fixed amount which is adopted with its General Fund levy in December of each year. Each pension fund then collects the distributions from its levy and may use the proceeds to either invest and/or pay pensioner benefits. Investments and expenses in the pension funds are not managed by Village staff but are rather handled by the elected or appointed members on each pension board. As such, the Village has limited control over the expenses and investment results in these funds.

The Village does at a minimum adopt the recommended levy based on an annual valuation performed by a qualified, credential, and independent actuary hired by the Village. The Village Board may levy an amount which equals the recommended actuarial amount or increase it at its discretion to reduce unfunded pension liabilities. At a pension board's discretion, it may too hire its own actuary to provide an actuarial valuation and recommend the annual Village levy amount as the employer contribution into the pension fund.

*(The remainder of this page has been intentionally left blank.)*

apedr

## FISCAL YEAR 2025 BUDGET

## FIRE PENSION FUND

<u>Fund</u>	<u>Dept</u>	<u>Program</u>	<u>Account</u>	<u>Description</u>	<u>Department</u>	<u>Description</u>	<u>2022</u> <u>Actual</u>	<u>2023</u> <u>Actual</u>	<u>2024</u> <u>Approved</u> <u>Budget</u>	<u>Amended</u> <u>2024</u> <u>Budget</u>	<u>2025</u> <u>Proposed</u> <u>Budget</u>
7023	33000	101	411401	Fire Pension Fund	Fire	Property Tax Levy	6,814,029	5,805,374	6,456,313	6,456,313	6,813,643
7023	33000	101	440481	Fire Pension Fund	Fire	Pension Payroll Deductions	694,290	699,828	675,000	675,000	675,000
7023	33000	101	461490	Fire Pension Fund	Fire	Interest Revenue	377,640	1,067,330	2,000,000	2,000,000	2,000,000
7023	33000	101	461491	Fire Pension Fund	Fire	Net Change in FV of Invest	(10,224,016)	7,228,354	-	-	-
SUB-TOTAL REVENUE							(2,338,057)	14,800,886	9,131,313	9,131,313	9,488,643
7023	33000	101	510501	Fire Pension Fund	Fire	Regular Salaries	(7,618,392)	(8,055,944)	(7,750,000)	(7,750,000)	(7,750,000)
7023	33000	101	530650	Fire Pension Fund	Fire	Conferences Training	(190)	-	-	-	-
7023	33000	101	530657	Fire Pension Fund	Fire	Legal Fees	(24,490)	(21,487)	-	-	-
7023	33000	101	530660	Fire Pension Fund	Fire	General Contractuals	(67,008)	(46,103)	(40,000)	(40,000)	(40,000)
7023	33000	101	530671	Fire Pension Fund	Fire	Investment Management Fees	(3,122)	(62,890)	(35,000)	(35,000)	(35,000)
7023	33000	101	530672	Fire Pension Fund	Fire	Fund Custody Fees	15	-	-	-	-
7023	33000	101	530675	Fire Pension Fund	Fire	Bank Charges	(391)	(256)	-	-	-
7023	33000	101	530678	Fire Pension Fund	Fire	Medical Fees	(6,800)	(7,542)	-	-	-
7023	33000	101	550603	Fire Pension Fund	Fire	Postage	-	-	-	-	-
7023	33000	101	550656	Fire Pension Fund	Fire	Miscellaneous Expense	(395)	(3,265)	-	-	-
7023	33000	101	560620	Fire Pension Fund	Fire	Office Supplies	(191)	-	-	-	-
SUB-TOTAL EXPENDITURES							(7,720,964)	(8,197,487)	(7,825,000)	(7,825,000)	(7,825,000)
NET SURPLUS/(DEFICIT)							(10,059,022)	6,603,399	1,306,313	1,306,313	1,663,643

**VILLAGE OF OAK PARK  
FISCAL YEAR 2025 BUDGET  
POLICE PENSION FUND**

<u>Fund</u>	<u>Dept</u>	<u>Program</u>	<u>Account</u>	<u>Description</u>	<u>Department</u>	<u>Description</u>	<u>2022 Actual</u>	<u>2023 Actual</u>	<u>2024 Approved Budget</u>	<u>Amended 2024 Budget</u>	<u>2025 Proposed Budget</u>
7022	34000	101	411401	Police Pension Fund	Police	Property Tax Levy	7,205,753	6,761,567	7,344,715	7,344,715	7,639,547
7022	34000	101	440481	Police Pension Fund	Police	Pension Payroll Deductions	1,105,679	1,077,106	1,050,000	1,050,000	1,050,000
7022	34000	101	461490	Police Pension Fund	Police	Interest Revenue	1,491,004	937,116	2,500,000	2,500,000	2,500,000
7022	34000	101	461491	Police Pension Fund	Police	Net Change in FV of Invest	(19,409,405)	13,187,655	-	-	-
SUB-TOTAL REVENUE							(9,606,970)	21,963,444	10,894,715	10,894,715	11,189,547
7022	34000	101	510501	Police Pension Fund	Police	Regular Salaries	(10,374,861)	(10,558,411)	(10,400,000)	(10,400,000)	(10,400,000)
7022	34000	101	520659	Police Pension Fund	Police	Pensuion Refunds	-	(609,998)	-	-	-
7022	34000	101	530660	Police Pension Fund	Police	General Contractuals	(52,611)	(56,648)	(50,000)	(50,000)	(50,000)
7022	34000	101	530671	Police Pension Fund	Police	Investment Management Fees	(153,766)	(156,317)	(100,000)	(100,000)	(100,000)
7022	34000	101	550603	Police Pension Fund	Police	Postage	0	(4,203)	-	-	-
SUB-TOTAL EXPENDITURES							(10,581,238)	(11,385,577)	(10,550,000)	(10,550,000)	(10,550,000)
NET SURPLUS/(DEFICIT)							(20,188,208)	10,577,867	344,715	344,715	639,547

*(The remainder of this page has been intentionally left blank.)*

## GLOSSARY OF TERMS

**Account Number:** A line-item code defining an appropriation.

**Accounts Payable:** A liability account reflecting amounts on open account owing to private persons or organizations for goods and services furnished by a government.

**Accounts Receivable:** An asset account reflecting amounts owing on open account from private persons or organizations for goods and services furnished by a government.

**Accrual Basis:** A basis of accounting in which transactions are recognized at the time they are incurred not necessarily at the time they are received. For example, a parking ticket issued (once in final determination) in December, it becomes a receivable to the Village under the accrual basis of accounting. This is different than the cash basis where all activity is recorded only when money changes hands.

**Adopted Budget:** The revenue and expenditure plan for the Village for the fiscal year, as reviewed and approved by the Village Board.

**Appropriation:** An authorization by the Village Board to expend monies and incur obligations for a specific purpose. The adopted budget is the Village's appropriation of fiscal resources for the specific fiscal year.

**Assessed Valuation:** A valuation set upon real estate or other property by a government as a basis for levying taxes.

**Assets:** Property and equipment owned by the Village which has monetary value.

**Audit:** A review of the Village's accounts by an independent accounting firm to verify that the Village's financial statements accurately reflect the Village's financial position. In Oak Park's case, the Village also includes additional information that results in the document to be classified a Comprehensive Annual Financial Report.

**Balanced Budget:** A budget in which planned revenues available equal planned expenditures.

**Basis of Accounting:** A system used by an individual government to determine when revenues have been realized and when expenditures have been incurred. The Village uses the modified accrual basis.

**Bond:** A written promise to pay a specified sum of money, called the face value of principal amount, at a specified date or dates in the future, called the maturity date(s), together with periodic interest at a specified rate.

**Bonded Debt:** That portion of indebtedness represented by outstanding bonds.

**Budget:** A financial plan consisting of an estimate of proposed expenditures and their purposes for a given period, and the proposed means of financing.

**Budget Amendment:** An adjustment made to the budget during the fiscal year, by the Village Board, to properly account for unanticipated changes in revenues and/or expenditures and for program initiatives occurring during the fiscal year.

**Budget Calendar:** The schedule of key dates that a government follows in preparation and adoption of the budget.

**Budget Period:** The period for which a budget is proposed or a budget ordinance is adopted. Normally coincides within the fiscal year.

**Budget Transfer:** A procedure utilized by department to revise budget appropriations within the departmental operating budget accounts. Transfers monies from one account to another and does not increase or decrease the overall budget appropriation for the department.

**Capital Assets:** Assets of significant value and having a useful life of several years.

**Capital Improvement:** A permanent major addition to the Village's real property assets, including the design, construction or purchase of land, buildings or facilities, or major renovations of same. These include installation of re-paved streets, storm drains, water and sewer lines, and other public facilities.

**Capital Improvement Budget:** A financial plan of proposed capital improvement projects and the means of financing them for a given period of time.

**Capital Outlay:** Expenditures relating to the purchase of equipment, facility modifications, land and other fixed assets.

**Capital Project:** A project that results in the purchase or construction of capital assets. Capital projects may encompass the purchase of land, construction of a building or facility, or purchase of a major piece of equipment.

**Chart of Accounts:** A numbering system that assigns a unique number to each type of transaction and to each budgetary unit in the organization.

**CIP:** Capital Improvement Plan.

**Contingency:** Funds set aside for unanticipated expenditure requirements, new programs, or to absorb unexpected revenue losses.

**Debt Limit:** The maximum amounts of gross or net debt that is legally outstanding debt.

**Debt Service:** Payment of interest and principal on an obligation resulting from the issuance of bonds, notes or certificates of indebtedness. There are different types of debt instruments issued by the Village with the most common being General Obligation (GO) debt.

Also included is cash, assets, investments and accounts receivable against outstanding liabilities, such as accounts payable and outstanding contracts.

**Debt Service Fund:** A fund that is established to account for the accumulation of resources for the payment of long-term obligations.

**Deficit:** (1) the excess of an entity's liabilities over its assets; (2) the excess of expenditures over revenues during a single accounting period (e.g., a fiscal year).

**Department:** A major unit of organization in the Village, comprised of sub-units named divisions. i.e. Police; Fire; Public Works

**Depreciation:** Expiration in the service life of capital assets attributable to wear and tear, deterioration, action of the physical elements, inadequacy or obsolescence.

**Division** - A group of related tasks to provide a specific benefit to either the general public or the Village organization. A division is a sub-organizational unit of the department.

**Encumbrance:** Obligations in the form of purchase orders or contracts, which are to be met from an appropriation and for which a part of the appropriation is reserved so that a line-item is not overspent.

**Enterprise Fund:** A fund established to account for the total costs of those governmental facilities and services which are operated in a manner similar to private businesses. These programs are predominately self-supporting from user fees. i.e. Water; Sewer; Parking.

**Equalized Assessed Valuation:** The taxable value placed upon a property in the Village by the Cook County Assessor. The cumulative total of value is a basis for the calculation of the tax levy.

**Expenditure:** Amounts paid for all purposes, including expense provisions for retirement of debt and capital outlay.

**Financial Plan:** A major section of the budget which contains the statement of estimated expenditures, revenues and balances for each major fund.

**Fiscal Year:** A 12-month period of time to which the annual budget applies. For the Village of Oak Park, the fiscal year begins on January 1<sup>st</sup> and ends on December 31<sup>st</sup>.

**Fixed Asset:** A fixed asset is tangible in nature and has a useful life of more than one year. A fixed asset will be capitalized if it meets the previous criteria and has a value of \$10,000 or greater.

**Fringe Benefits:** Various non-wage compensations provided to [employees](#) in addition to their normal [wages](#) or [salaries](#) or paid on their behalf. For example, the employer paid portion of health insurance premiums, federal wage taxes, etc.

**Full-Time Equivalent (FTE):** A part-time position converted to the decimal equivalent of a full-time position, usually based on either 1,950 or 2,080 hours per year. A full-time position that is funded for the year is equal to 1.0 FTE.

**Fund:** A fiscal entity with revenues and expenditures which are segregated for the purpose of carrying out a specific purpose or activity.



**Fund Balance:** The fund equity of governmental funds and trust funds at a particular point of time, usually the end of a fiscal year. The Fund Balance is usually presented on a net accrual basis.

**Generally Accepted Accounting Principles (GAAP):** Uniform minimum standards for financial accounting and recording, encompassing the conventions, rules, and procedures that define accepted accounting principles.

**General Fund:** The Village's principal operating fund which is supported by taxes and fees which can be used for any legal government purpose. It accounts for resources devoted to financing the general services which the Village provides its citizens. In Oak Park, the General Fund funds a majority of Public Safety, Administration, Economic Development, Health and Public Works functions other than enterprise activities.

**General Fund Full-Time Equivalents (FTE's):** The positions that are 100% funded by the Village's General Fund

**General Obligation (GO) Debt:** Debt issued by the Village backed by the full-faith and credit of the government.

**Governmental Accounting Standards Board:** GASB

**Grants:** Contributions or gifts of cash or other assets from another governmental entity or organization to be used or expended for a specific purpose or activity. As policy, the Village tracks grants in individual funds for transparent reporting.

**Infrastructure:** The basic physical framework or foundation of the Village, referring to its buildings, roads, sidewalks, water system and sewer system.

**Inter-fund Transfer:** The transfer of asset revenue from one fund to another to either pay for that fund's proportionate share of expenses incurred or for some other corporate purpose.

**Internal Service Fund:** A fund used to account for the financing of goods and services provided by one department or fund to other departments or funds within the Village.

**Investment:** Securities and real estate held for production of revenue in the form of interest, dividend, rentals or lease payments. The term does not include fixed assets used in government operations.

**Levy:** To impose taxes, special assessments of service charges for the support of governmental activities.

**Material and Supplies:** Items of expense in the operating budget which, after use, are consumed or show a material change in their physical condition, and which are generally of limited value and rapidly deprecate. Examples: office supplies, diesel/gasoline.

**Mission:** The reason or purpose of the organizational unit's existence.

**Modified Accrual Basis of Accounting:** For all governmental funds and agency funds under which revenues are recorded when they become measurable and available.

Expenditures are recorded when the liability is incurred, except for interest on general long-term obligations, which are recorded when due.

**Net Income:** Enterprise Fund in excess of operating revenues, non-operating revenues, and operating transfers-in over operating expenses, non-operating transfer-out.

**Non-Operating Budget:** Costs that do not relate to any one department but represent costs of a general Village-wide nature, such as debt service and appropriated reserve.

**Ordinance:** A law set forth by a governmental authority; a municipal law established by the Village Board.

**Operating Budget:** Annual appropriation of funds for ongoing program costs, including personal services, fringe benefits, materials and supplies, capital outlay, and debt service.

**Personal Services:** Salary and wages of Village employees inclusive of overtime.

**Performance Management:** The M.A.P. program, as it is known in Oak Park, stands for Measure, Analyze, Perform and includes activities which ensure that organizational goals are consistently being met in an effective and efficient manner. Performance management can focus on the performance of an organization, a department, employee, or even the processes to build a product or service, as well as many other areas.

It is also known as a process by which organizations align their resources, systems and employees to strategic objectives and priorities.

**Program Budget:** Budget that presents all related expenditures associated with the completion of a particular function or process. i.e. Oak Park's budget reflects the expenditures (personnel, fringe benefits and associated costs for materials and supplies) in providing Police services for patrol and resident beat officers separately.

**Property Tax:** Revenue received by the Village that is collected by Cook County based on an established rate and then calculated against the equalized assessed valuation of property.

**Recommended Budget:** The Village Manager presents a recommended budget to the Board and Finance Committee each year. Once the Board has had opportunity to review and edit as it sees fit, the document evolves into the Adopted Budget.

**Revenues:** Sources of the Village's monetary resources, such as income from taxes, licenses, permits, fines and fees.

**Resources:** Total amounts available for appropriation during the fiscal year, including revenues, fund transfers and beginning fund balances.

**Revenue Bonds:** Bonds issued to construct capital facilities, repaid from revenue produced by the operation of those facilities. i.e. water rates assist in the payment of the debt service for the water revenue bonds the Village has issued in the past.

**Special Service Area:** A specially established district contained within the Village that is levied an additional special tax for the financing of improvements or services that benefit only the properties in that area. i.e. Special Service Area 6 funded additional streetscape improvements in the Oak Park/Eisenhower business district. Those property owners pay an additional tax for reimbursement to the Village for those improvements.

**Tax Increment Finance (TIF) District:** A Tax Increment Finance (TIF) District is a legally defined area that allows for the capture of property tax receipts above a base amount, usually the amount collected just before the district is created. This incremental property tax collected is then earmarked for economic development projects within the district.

**Total Department Full Time Equivalents (FTE's):** While many Village departments are solely funded with General Fund resources, a number of departments have staff members that are funded with non-General Fund resources. This summary identifies total number of department FTE's, by their supporting fund.

**Turnover:** Position turnover is an expenditure discount that reflects the difference between the Village's budgeted personnel costs and its anticipated cost savings from personnel events that occur throughout the year. Personnel events that contribute to position turnover discount include resignations, retirements, terminations, etc. While the Village budgets for all costs related to salaries, benefits and anticipated merit increases, the Village historically experiences budgetary savings in these areas.

**Unreserved Fund Balance:** Unreserved fund balance represents the equation of assets less liabilities and any other commitments on a given date. It also represents the accumulation of revenues in excess of expenditures over time.

*(The remainder of this page has been intentionally left blank.)*

FUND LIST REPORT

FUND	DESCRIPTION	CATEGORY	TYPE
0000	DO NOT USE	Account Group	Account Group
1001	General Fund	Governmental Fund	General Fund
1050	TRAVEL, TRAINING & WELLNESS	Governmental Fund	Special Revenue Fund
2010 (Inactive)	Small Rental Energy Loan - 11	Governmental Fund	Special Revenue Fund
2011 (Inactive)	Non-Tax Housing Bond	Governmental Fund	Special Revenue Fund
2012 (Inactive)	Housing Fund	Governmental Fund	Special Revenue Fund
2013 (Inactive)	Taxable Housing Bond	Governmental Fund	Special Revenue Fund
2014	FOREIGN FIRE INSURANCE	Governmental Fund	Special Revenue Fund
2017 (Inactive)	IHDA Home Modification Grant	Governmental Fund	Special Revenue Fund
2018 (Inactive)	HUD Sustain Comm Chall Grnt	Governmental Fund	Special Revenue Fund
2019 (Inactive)	Rescorp Development Acq Fund	Governmental Fund	Special Revenue Fund
2020	Community Development Loan	Governmental Fund	Special Revenue Fund
2021	STATE RICO	Governmental Fund	Special Revenue Fund
2022 (Inactive)	Energy Water Efficiency Rebate	Governmental Fund	Special Revenue Fund
2024	FEDERAL RICO	Governmental Fund	Special Revenue Fund
2027	FARMERS MARKET	Governmental Fund	Special Revenue Fund
2030 (Inactive)	Mid-Week Market Fund	Governmental Fund	Special Revenue Fund
2033 (Inactive)	Enhanced E-911 Fund	Governmental Fund	Special Revenue Fund
2036 (Inactive)	Library Payroll Fund	Governmental Fund	Special Revenue Fund
2037 (Inactive)	Equity Assurance Fund	Governmental Fund	Special Revenue Fund
2038	MOTOR FUEL TAX	Governmental Fund	Special Revenue Fund
2039 (Inactive)	Working Cash Fund	Governmental Fund	Special Revenue Fund
2072	MADISON STREET TIF	Governmental Fund	Special Revenue Fund
2073	Harlem-Garfield TIF Fund	Governmental Fund	Special Revenue Fund
2077	AFFORDABLE HOUSING	Governmental Fund	Special Revenue Fund
2078	AMERICAN RESCUE PLAN GRANT	Governmental Fund	Special Revenue Fund
2079	COOK COUNTY LEAD HAZARD GRANT	Governmental Fund	Special Revenue Fund
2080	Emergency Solutions Grant	Governmental Fund	Special Revenue Fund
2081	SSA#1	Governmental Fund	Special Revenue Fund
2082	Homeless Prevention Grant	Governmental Fund	Special Revenue Fund
2083	CFDA#14-218 COMMUNITY DEV BLOCK GRA	Governmental Fund	Special Revenue Fund
2084 (Inactive)	Home Fund	Governmental Fund	Special Revenue Fund
2085 (Inactive)	Comm Dev Block Grant Recovery	Governmental Fund	Special Revenue Fund
2086 (Inactive)	SSA#5 - Hayes Ave Cul-De-Sac	Governmental Fund	Special Revenue Fund
2087 (Inactive)	SSA#6- South Oak Park Ave	Governmental Fund	Special Revenue Fund
2088	SECTION 108 LOAN FUND	Governmental Fund	Special Revenue Fund
2089	Cook County CDBG Gap Funding	Governmental Fund	Special Revenue Fund
2090	SSA#7	Governmental Fund	Special Revenue Fund
2091 (Inactive)	Property Acquisition OPP Fund	Governmental Fund	Special Revenue Fund
2092	SSA#8	Governmental Fund	Special Revenue Fund
2098	DOWNTOWN TIF	Governmental Fund	Special Revenue Fund
2101 (Inactive)	Dental Sealants 2015-16	Governmental Fund	Special Revenue Fund
2102 (Inactive)	Dental Sealants 2016-17	Governmental Fund	Special Revenue Fund
2103 (Inactive)	Dental Sealants 2014-15	Governmental Fund	Special Revenue Fund
2104 (Inactive)	Medicare Claim - B	Governmental Fund	Special Revenue Fund
2105 (Inactive)	CCDPH Mosq Prevent 2014	Governmental Fund	Special Revenue Fund
2106 (Inactive)	Cook Cty West Nile 2105	Governmental Fund	Special Revenue Fund
2107 (Inactive)	Cook Cty West Nile Virus 2016	Governmental Fund	Special Revenue Fund
2108	COOK COUNTY - WEST NILE VIRUS GRANT	Governmental Fund	Special Revenue Fund
2109 (Inactive)	Cook Cty West Nile Virus 2013	Governmental Fund	Special Revenue Fund
2110 (Inactive)	Cities Readiness Init 2013-14	Governmental Fund	Special Revenue Fund
2111 (Inactive)	Cities Readiness Init 2014-15	Governmental Fund	Special Revenue Fund
2112 (Inactive)	Cities Readiness 2015-16	Governmental Fund	Special Revenue Fund
2113 (Inactive)	CITIES READINESS INIT 2016-17	Governmental Fund	Special Revenue Fund

FUND	DESCRIPTION	CATEGORY	TYPE
2114	IDPH - CITIES READINESS INITIATIVE	Governmental Fund	Special Revenue Fund
2115 (Inactive)	CDBG Double Coupon 14-15	Governmental Fund	Special Revenue Fund
2116 (Inactive)	FM Healthy Incentive 2016	Governmental Fund	Special Revenue Fund
2117	CDBG - FARMERS MARKET INCENTIVES	Governmental Fund	Special Revenue Fund
2118	SHAWNASH - DOUBLE COUPON	Governmental Fund	Special Revenue Fund
2119	EXP STATION LINK UP IL	Governmental Fund	Special Revenue Fund
2120 (Inactive)	FM Double Coupon - 2011	Governmental Fund	Special Revenue Fund
2121 (Inactive)	Dental Sealants 2011-12	Governmental Fund	Special Revenue Fund
2122	TANNING FACILITIES	Governmental Fund	Special Revenue Fund
2123 (Inactive)	Tattoo Facility 2011-12	Governmental Fund	Special Revenue Fund
2124	IDPH - BODY ART	Governmental Fund	Special Revenue Fund
2125 (Inactive)	Tattoo Facility Inspec 14-15	Governmental Fund	Special Revenue Fund
2126 (Inactive)	Model Communities 2011-12	Governmental Fund	Special Revenue Fund
2127 (Inactive)	FM Double Coupon - 2012	Governmental Fund	Special Revenue Fund
2128 (Inactive)	Risk Based Fund Init 2012-13	Governmental Fund	Special Revenue Fund
2129 (Inactive)	FM Double Coupon 2013	Governmental Fund	Special Revenue Fund
2130 (Inactive)	Family Case Mgmt 2013-14	Governmental Fund	Special Revenue Fund
2131 (Inactive)	IDHS - FAMILY CASE MGMT FY 2018	Governmental Fund	Special Revenue Fund
2132	IDHS - FAMILY CASE MANAGEMENT	Governmental Fund	Special Revenue Fund
2133 (Inactive)	Family Case Mgmt 2016-17	Governmental Fund	Special Revenue Fund
2134	IDHS - HIGH RISK INFANT FOLLOW-UP	Governmental Fund	Special Revenue Fund
2135 (Inactive)	Syphilis Grant	Governmental Fund	Special Revenue Fund
2136 (Inactive)	PHIMC HIV 2014	Governmental Fund	Special Revenue Fund
2137	PHIMC - REGION 8 HIV PREVENTION	Governmental Fund	Special Revenue Fund
2138	COVID-19 MASS VACCINATION GRANT	Governmental Fund	General Fund
2139	COVID-19 RESPONSE GRANT	Governmental Fund	Special Revenue Fund
2140 (Inactive)	Heart Smart for Women Grant	Governmental Fund	Special Revenue Fund
2141	COVID-19 CRISIS GRANT	Governmental Fund	Special Revenue Fund
2142	INFLUENZA VACCINE PROMOTION	Governmental Fund	Special Revenue Fund
2143	COVID-19 VACCINATION GRANT	Governmental Fund	Special Revenue Fund
2144	TICK SURVEILLANCE	Governmental Fund	Special Revenue Fund
2145 (Inactive)	IDPH Minority AIDS 2008-09	Governmental Fund	Special Revenue Fund
2146 (Inactive)	Minority AIDS 2009-10	Governmental Fund	Special Revenue Fund
2147	STRENGTHENING ILLINOIS GRANT - SIPA	Governmental Fund	Special Revenue Fund
2148 (Inactive)	Body Art 2010-11	Governmental Fund	Special Revenue Fund
2149 (Inactive)	Tanning 2010-11	Governmental Fund	Special Revenue Fund
2150 (Inactive)	IDPH Tan Facil Inspect 2013-14	Governmental Fund	Special Revenue Fund
2151	COVID-19 CONTACT TRACING	Governmental Fund	Special Revenue Fund
2152 (Inactive)	ARRA Immune 2009-10	Governmental Fund	Special Revenue Fund
2153	LEAD SETTLEMENTS	Governmental Fund	Special Revenue Fund
2154	RESPIRATORY SURVEIL & OUTBREAK RESPOI	Governmental Fund	Special Revenue Fund
2155 (Inactive)	IDPH W Nile Mosq Vect 2014-15	Governmental Fund	Special Revenue Fund
2156 (Inactive)	W Nile Virus Prevent 2015-16	Governmental Fund	Special Revenue Fund
2157 (Inactive)	IDPH W Nile Prevent 16-17	Governmental Fund	Special Revenue Fund
2158	IDPH - VECTOR SURVEILLANCE & CONTROL	Governmental Fund	Special Revenue Fund
2159	LHPG OPIOD OVERDOSE PREVENTION	Governmental Fund	Special Revenue Fund
2160 (Inactive)	Lead Poisoning 2009-10	Governmental Fund	Special Revenue Fund
2161 (Inactive)	Lead Poisoning	Governmental Fund	Special Revenue Fund
2162 (Inactive)	Lead Poisoning 2016-17	Governmental Fund	Special Revenue Fund
2163	IDPH-LEAD CASE MANAGEMENT	Governmental Fund	Special Revenue Fund
2164 (Inactive)	Tanning Facilities 2012-13	Governmental Fund	Special Revenue Fund
2165 (Inactive)	Lead Poisoning Case Managemt	Governmental Fund	Special Revenue Fund
2170 (Inactive)	IDPH Local Hlth Protect 13-14	Governmental Fund	Special Revenue Fund
2171 (Inactive)	Local Health Protect 2014-15	Governmental Fund	Special Revenue Fund
2172 (Inactive)	Local Health Protect 2015-16	Governmental Fund	Special Revenue Fund
2173 (Inactive)	Local Health Protect 2016-17	Governmental Fund	Special Revenue Fund
2174	IDPH - LOCAL HEALTH PROTECTION	Governmental Fund	Special Revenue Fund

FUND	DESCRIPTION	CATEGORY	TYPE
2175	IDPH - MEDICAL RESERVE CORPS	Governmental Fund	Special Revenue Fund
2176	IDPH-NARCAN	Governmental Fund	Special Revenue Fund
2180 (Inactive)	Pub Hlth Emerg Prep 2013-14	Governmental Fund	Special Revenue Fund
2181 (Inactive)	Public Health Emrg 2014-15	Governmental Fund	Special Revenue Fund
2182 (Inactive)	Pub Hlth Emrg Prep 2015-16	Governmental Fund	Special Revenue Fund
2183 (Inactive)	Public Health Emerg 2016-17	Governmental Fund	Special Revenue Fund
2184	IDPH - PUBLIC HLTH EMRGNCY PREPAREDN	Governmental Fund	Special Revenue Fund
2185 (Inactive)	Teen Preg Prevent 2013-14	Governmental Fund	Special Revenue Fund
2186 (Inactive)	Teen Preg Prevent 2014-15	Governmental Fund	Special Revenue Fund
2187 (Inactive)	Teen Preg Prevent 2015-16	Governmental Fund	Special Revenue Fund
2188 (Inactive)	Teen Preg Prevent 2016-17	Governmental Fund	Special Revenue Fund
2189 (Inactive)	Teen Preg Prevent 2012-13	Governmental Fund	Special Revenue Fund
2190 (Inactive)	IL Tobacco Free 2013-14	Governmental Fund	Special Revenue Fund
2191 (Inactive)	IL Tobacco Free 2014-15	Governmental Fund	Special Revenue Fund
2192 (Inactive)	IL Tobacco Free 2015-16	Governmental Fund	Special Revenue Fund
2193 (Inactive)	IDPH Tobacco Free 2016-17	Governmental Fund	Special Revenue Fund
2194	IDPH - ILLINOIS TOBACCO-FREE COMMUNIT	Governmental Fund	Special Revenue Fund
2195 (Inactive)	Vision and Hearing Grant	Governmental Fund	Special Revenue Fund
2196 (Inactive)	MEDICAID PART - B	Governmental Fund	Special Revenue Fund
2197 (Inactive)	PH Prep against Ebola 15-16	Governmental Fund	Special Revenue Fund
2198 (Inactive)	IDPH - BODY ART FY 2018	Governmental Fund	Special Revenue Fund
2199 (Inactive)	PHER111 Grant 2009-10	Governmental Fund	Special Revenue Fund
2200	Bullet Proof Vest Grant	Governmental Fund	Special Revenue Fund
2205 (Inactive)	Edward Byrne Memorial 2005	Governmental Fund	Special Revenue Fund
2206 (Inactive)	Edward Byrne Memorial 2006	Governmental Fund	Special Revenue Fund
2207 (Inactive)	Edward Byrne Memorial 2007	Governmental Fund	Special Revenue Fund
2208 (Inactive)	Edward Byrne Memorial 2008	Governmental Fund	Special Revenue Fund
2209 (Inactive)	Edward Byrne Memorial 2009	Governmental Fund	Special Revenue Fund
2210 (Inactive)	Edward Byrne Memorial 2010	Governmental Fund	Special Revenue Fund
2211 (Inactive)	Edward Byrne Memorial 2011	Governmental Fund	Special Revenue Fund
2212 (Inactive)	Edward Byrne Memorial 2012	Governmental Fund	Special Revenue Fund
2213 (Inactive)	Edward Byrne Memorial 2013	Governmental Fund	Special Revenue Fund
2214 (Inactive)	Edward Byrne Memorial 2014	Governmental Fund	Special Revenue Fund
2219	JAG GRANT	Governmental Fund	Special Revenue Fund
2220	Tobacco Enforcement Program	Governmental Fund	Special Revenue Fund
2225 (Inactive)	Badge Grant	Governmental Fund	Special Revenue Fund
2230	IL DEPT OF TRANSPORTATION GRNT	Governmental Fund	Special Revenue Fund
2235	Police Youth Basketball Camp	Governmental Fund	Special Revenue Fund
2240	DUI Enforcement Cook Cty	Governmental Fund	Special Revenue Fund
2300 (Inactive)	Natl Trust Historic Pres Gt 09	Governmental Fund	Special Revenue Fund
2301 (Inactive)	Natl Trust Historic Pres Gt 11	Governmental Fund	Special Revenue Fund
2305 (Inactive)	CLG Grant - 2009	Governmental Fund	Special Revenue Fund
2306 (Inactive)	CLG Grant - 2011	Governmental Fund	Special Revenue Fund
2310	Sustainability Fund	Governmental Fund	Special Revenue Fund
2315 (Inactive)	DCEO Solar and Wind Energy	Governmental Fund	Special Revenue Fund
2325 (Inactive)	Clean Diesel Grant	Governmental Fund	Special Revenue Fund
2400 (Inactive)	SAFER GRANT	Governmental Fund	Special Revenue Fund
2410	SMASS GRANT	Governmental Fund	General Fund
3012	BUILDING IMPROVEMENT FUND	Governmental Fund	Capital Projects Fund
3015 (Inactive)	1999 GO Bond Fund	Governmental Fund	Debt Service Fund
3016 (Inactive)	Library GO Bond Fund	Governmental Fund	Debt Service Fund
3029	Equipment Replacement Fund	Governmental Fund	Capital Projects Fund
3032	Fleet Replacement Fund	Governmental Fund	Capital Projects Fund
3040	REBUILD ILLINOIS IDOT GRANT	Governmental Fund	Special Revenue Fund
3045 (Inactive)	Emerald Ash Borer Restor Grant	Governmental Fund	Debt Service Fund
3050	FAI 290 CAP GRANT	Governmental Fund	Debt Service Fund
3091	Development Fund	Governmental Fund	Debt Service Fund

FUND	DESCRIPTION	CATEGORY	TYPE
3092 (Inactive)	Walgreens Traffic Study	Governmental Fund	Debt Service Fund
3095	GENERAL IMPROVEMENT FUND	Governmental Fund	Capital Projects Fund
3400 (Inactive)	West Suburban Con Disp Ctr	Governmental Fund	Debt Service Fund
4001	Lake Forest Develop Project	Governmental Fund	Capital Projects Fund
4002	Colt Westgate Redevelopment	Governmental Fund	Capital Projects Fund
4003	South/Harlem Redevelopment	Governmental Fund	Capital Projects Fund
4025	Debt Service Fund	Proprietary Fund	Internal Service Fund
5040	WATER/SEWER FUND	Proprietary Fund	Enterprise Fund
5050 (Inactive)	Sewer Fund	Proprietary Fund	Enterprise Fund
5055	Environmental Services Fund	Proprietary Fund	Enterprise Fund
5056	Keep Oak Park Beautiful	Governmental Fund	Special Revenue Fund
5057	Earth Fest	Governmental Fund	Special Revenue Fund
5058 (Inactive)	DCEO Solar Panel Grant Fund	Governmental Fund	Special Revenue Fund
5060	Parking Fund	Proprietary Fund	Enterprise Fund
5061 (Inactive)	On-Street Parking Fund	Proprietary Fund	Enterprise Fund
6026	Self Insured Retention Fund	Proprietary Fund	Internal Service Fund
6027	Risk Managment Fund	Proprietary Fund	Internal Service Fund
6028	Health Insurance Fund	Proprietary Fund	Internal Service Fund
7022	Police Pension Fund	Fiduciary Fund	Custodial Fund
7023	FIREFIGHTERS' PENSION FUND	Fiduciary Fund	Custodial Fund
7030 (Inactive)	457 PLANS	Account Group	Account Group
8005	Deferred Compensation Fund	Governmental Fund	General Fund
9098	General Fix Asset Account Grp	Account Group	Account Group
9099	Gen Long Term Debt Acc Group	Account Group	Account Group

*(The remainder of this page has been intentionally left blank.)*

DEPARTMENT	DESCRIPTION	FUNCTION/PROGRAM
00000.000	BAL SHEET: BALANCE	Balance Sheet
00000.101	BAL SHEET: BASEPRG	Base Program
00000.310	BAL SHEET: OPDC	
31000.101	W SUB CON DISP: BASEPRG	
32000.101	VOP LIB: BASEPRG	
33000.101	FIRE PEN: BASEPRG	
34000.101	POL PEN: BASEPRG	
41000.101	BOARD AND COMM: BASEPRG	
41000.102	BOARD AND COMM: Universal	Universal Access
41000.103	BOARD AND COMM: Plan Comm	Plan Commission
41000.104	BOARD AND COMM: CITZCOM	Citizens Involvement Committee
41000.105	BOARD AND COMM: DISABLED	Fire/Pol Comm On Disabled
41000.106	BOARD AND COMM: OTHBOARD	Other Board/Commission Support
41000.122	BOARD AND COMM: VEHLISC	Vehicle Licenses
41000.314	BOARD AND COMM: COMREL	Community Relations Commission
41000.321	BOARD AND COMM: COMDES	Community Design/Planning Comm
41000.325	BOARD AND COMM: CDCAC	Comm Dev Citizens Advisory Com
41000.331	BOARD AND COMM: HOUSESRV	Housing Services
41000.332	BOARD AND COMM: HISTCOM	Historic Preservation Commiss
41000.601	BOARD AND COMM: PROSTAN	
41000.603	BOARD AND COMM: ZONING	
41000.740	BOARD AND COMM: FORCOM	Forestry Commission
41000.795	BOARD AND COMM: EEADVIS	Environ Energy Advisory Comm
41010.101	BOARD OF TRUST: BASEPRG	
41010.104	BOARD OF TRUST: CITZCOM	
41010.105	BOARD OF TRUST: DISABLED	
41010.106	BOARD OF TRUST: OTHBOARD	
41010.109	BOARD OF TRUST: MANAGER	Village Manager
41010.141	BOARD OF TRUST:	Program Maintenance
41010.142	BOARD OF TRUST:	Program Development
41010.312	BOARD OF TRUST: COMINTER	Community Interventions
41010.314	BOARD OF TRUST: COMREL	
41010.321	BOARD OF TRUST: COMDES	
41010.332	BOARD OF TRUST: HISTCOM	
41010.603	BOARD OF TRUST: ZONING	
41010.610	BOARD OF TRUST: HEALADM	Board of Health Administration
41010.634	BOARD OF TRUST: BRDHAE	
41010.700	BOARD OF TRUST: PUBART	
41010.720	BOARD OF TRUST: TRANSCOMM	
41010.740	BOARD OF TRUST: FORCOM	
41010.795	BOARD OF TRUST: EEADVIS	
41010.882	BOARD OF TRUST: COMPUTER E	
41020.101	VMO: BASEPRG	
41020.103	VMO: Plan Comm	
41020.107	VMO:	INTERGOVERNMENTAL SUPPORT
41020.108	VMO:	BOARDS COMMISSIONS SUPPORT



41020.115	VMO:	BD SUPPORT & PERFORMANCE
41020.134	VMO: EMPLOYMENT	Employment
41020.201	VMO: DEI	
41020.202	VMO: COMMUNICATION	
41020.314	VMO: COMREL	
41020.321	VMO: COMDES	
41020.332	VMO: HISTCOM	
41020.780	VMO: EARTH	
41020.795	VMO: EEADVIS	
41020.798	VMO: SusOP	
41021.101	SPEC ACCT: BASEPRG	
41021.106	SPEC ACT: OTHBOARD	
41022.101	VMO: COMMUNICATIONS: BASE PROG	
41023.101	VMO: DEI: BASE PROG	
41023.102	VMO: DEI: RACIAL EQUITY	
41023.103	VMO: DEI: COMMUNITY RELATIONS	
41024.101	VMO: ADJUDICATION: BASE PROG	
41025.101	VMO - EXT REL: BASEPRG	
41025.115	VMO - EXT REL:	
41026.101	VMO: ECONOMIC VITALITY: BASE PROG	
41030.101	ADJUDICATION: BASEPRG	
41030.108	ADJUDICATION:	
41030.134	ADJUDICATION: EMPLOYMENT	
41030.141	ADJUDICATION:	
41030.171	ADJUDICATION: ACCTSERV	Accounting Services
41030.352	ADJUDICATION: Retiree Ot	Retirees (Others)
41030.791	ADJUDICATION: ParkingEnf	Parking Enforcement
41030.799	ADJUDICATION: NT COURT	
41040.000	IT: BALANCE	
41040.101	IT: BASEPRG	
41040.141	IT:	
41040.142	IT:	
41040.143	IT:	INTERGOVERNMENTAL SUPPORT
41040.401	IT: OPDCREHAB	
41040.414	IT: D97	
41040.601	IT: PROSTAN	
41040.612	IT: ENVIRN	
41040.721	IT: CIP	
41040.881	IT:	
41040.882	IT: COMPUTER E	
41040.884	IT: WAN NETWORK	Wan Network - Capital
41040.905	IT: COMPIT	
41040.906	IT: COMPPOL	
41040.907	IT: COMPPEO	
41040.908	IT: COMPBPS	
41040.909	IT: COMPFNCE	
41070.101	LEGAL - LAW: BASEPRG	
41070.161	LEGAL - LAW:	LEGAL COUNSEL
41070.162	LEGAL - LAW:	DOCUMENT PREPARATION REVIEW
41070.163	LEGAL - LAW:	LITIGATION

41070.164	LEGAL - LAW:	REAL ESTATE DEVELOPMENT
41070.861	LEGAL - LAW: FACILITIES	
41070.912	LEGAL - LAW: 0	
41070.913	LEGAL - LAW: 0	1113 Lake Street
41071.101	LEGAL - RISK MGMT: BASEPRG	
41071.151	LEGAL - RISK MGMT: WCOMP	
41071.152	LEGAL - RISK MGMT: CIVLIAB	
41071.153	LEGAL - RISK MGMT: LOSSCONTR	
41080.000	HR: BALANCE	
41080.101	HR: BASEPRG	
41080.102	HR: Universal	
41080.103	HR: Plan Comm	
41080.104	HR: CITZCOM	
41080.105	HR: DISABLED	
41080.131	HR: LABREL	
41080.132	HR:	
41080.133	HR: BENADMIN	Benefits Administration
41080.134	HR: EMPLOYMENT POLICE & FIRE	
41080.135	HR: TRAINING	Training
41080.141	HR:	
41080.901	HR: INDIRECT S	
41090.101	HR - HEALTH INS: BASEPRG	
41090.133	HR - HEALTH INS: BENADMIN	
41090.134	HR - HEALTH INS: EMPLOYMENT	
41090.250	HR - HEALTH INS: OPPLIBRAR	
41090.350	HR - HEALTH INS: Retire Pol	
41090.351	HR - HEALTH INS: Retiree Fi	
41090.901	HR - HEALTH INS: INDIRECT S	
41100.000	VCO: BALANCE	
41100.101	VCO: BASEPRG	
41100.106	VCO: OTHBOARD	
41100.113	VCO: VIDPRG	
41100.122	VCO: VEHLISC	
41100.123	VCO:	TRANSFER TAX ADMINISTRATION
41100.124	VCO:	BUSINESS LICENSE
41100.125	VCO:	
41100.126	VCO:	
41100.127	VCO: SPECEVNT	Special Events
41100.881	VCO:	
41110.101	COMM: BASEPRG	
41110.103	COMM: Plan Comm	
41110.110	COMM:	
41110.111	COMM:	ADVERTISING
41110.113	COMM: VIDPRG	
41110.114	COMM:	
41110.122	COMM: VEHLISC	
41110.135	COMM: TRAINING	
41110.881	COMM:	
41110.882	COMM: COMPUTER E	
41110.911	COMM: COMPCOMM	

41300.000	FINANCE: BALANCE	
41300.101	FINANCE: BASEPRG	
41300.127	FINANCE: SPECEVNT	
41300.138	FINANCE: 2018A	
41300.139	FINANCE: 2016D	
41300.140	FINANCE: 2016E	
41300.141	2020A GO BONDS	
41300.142	2020B GO BONDS	
41300.143	FINANCE: SERIES 2021 BOND	
41300.145	FINANCE: GO2016A	
41300.146	FINANCE: GO2016B	
41300.147	FINANCE: GO 2016C	
41300.148	FINANCE: 2012ABOND	
41300.149	FINANCE: 2012BBOND	
41300.150	FINANCE 2017A	
41300.154	FINANCE: GO 2015B	
41300.155	FINANCE: 2010A	
41300.156	FINANCE: 2010 B	
41300.157	FINANCE: 2010 C	
41300.158	FINANCE: 2011A	
41300.159	FINANCE: 2011B	
41300.160	FINANCE: 2015A	
41300.165	FINANCE: 2017B	
41300.166	FINANCE: 2017C	
41300.167	FINANCE: 92_S_Bond	
41300.169	FINANCE: 01_P_Bond	
41300.170	FINANCE: FISSERV	Finance Fiscal Services
41300.171	FINANCE: ACCTSERV	
41300.172	FINANCE: UTILITIES	Utilities
41300.173	FINANCE:	CASH DISBURSEMENTS
41300.174	FINANCE: 2007 GO	2007 GO Bond
41300.175	FINANCE:	Central Services
41300.176	FINANCE: 2006A	
41300.177	FINANCE: 2006B	
41300.178	FINANCE: 2005A	
41300.179	FINANCE: 2005B	
41300.180	FINANCE: MBEWBE	
41300.181	FINANCE: 2006C	
41300.182	FINANCE: 2006D	
41300.183	FINANCE: 2006W	
41300.184	FINANCE: 2006C	
41300.185	FINANCE: 2007A	
41300.188	FINANCE: 1999GO	
41300.189	FINANCE: 2000LIBGO	
41300.190	FINANCE: 2000GO	
41300.191	FINANCE: 2001LIBGO	
41300.192	FINANCE: 2002LIBGO	
41300.193	FINANCE: 2003P	
41300.194	FINANCE: 2003R	
41300.195	FINANCE: 2004A	

41300.196	FINANCE: 2004B	
41300.197	FINANCE: 2004C	
41300.198	FINANCE: 2004D	
41300.199	FINANCE: TRANSFERS	
41300.204	FINANCE: 2008_4C	
41300.352	FINANCE: Retiree Ot	
41300.615	FINANCE: ANIMALCONT	
41300.710	FINANCE: SafetyPro	
41300.713	FINANCE: PUBWORK	
41300.714	FINANCE: FIREDEPT	
41300.793	FINANCE: PARKINGPER	Parking Permit Office
41300.802	FINANCE: LOCAL	
41300.813	FINANCE: MarionSt	
41300.851	FINANCE: FireVeh	
41300.875	FINANCE: OTHERBUILD	
41300.884	FINANCE: WAN NETWORK	
41300.905	FINANCE: COMPIT	
41300.906	FINANCE: COMPPOL	
41300.909	FINANCE: COMPFNCE	
41300.910	FINANCE: COMPFIRE	
41300.911	FINANCE: COMPCOMM	
41300.915	FINANCE: CITYVIEW	
41300.990	FINANCE: GG	General Government
41300.991	FINANCE: PS	
41300.992	FINANCE: HS	Highways and Streets
41300.993	FINANCE: H	
41300.994	FINANCE: ED	Economic Development
41300.995	FINANCE: UNCLASSIFIED	
41300.999	FINANCE: GENERAL	
41320.101	FINANCE - PURCH: BASEPRG	
41320.104	FINANCE - PURCH: CITZCOM	
41320.171	FINANCE - PURCH: ACCTSERV	
41320.175	FINANCE - PURCH:	
41320.180	FINANCE - PURCH: MBEWBE	Mbe_Wbe Outreach
41320.181	FINANCE - PURCH: 2006C	
41320.421	FINANCE - PURCH: SUPPORTSRV	
41320.710	FINANCE - PURCH: SafetyPro	
41320.791	FINANCE - PURCH: ParkingEnf	
41320.793	FINANCE - PURCH: PARKINGPER	
41999.000	GENERAL: BALANCE	
41999.101	GENERAL: BASEPRG	
41999.151	GENERAL: WCOMP	
41999.152	GENERAL: CIVLIAB	
41999.153	GENERAL: LOSSCONTR	
41999.170	GENERAL: FISSERV	
41999.175	GENERAL:	
41999.176	GENERAL: 2006A	
41999.177	GENERAL: 2006B	
41999.178	GENERAL: 2005A	
41999.180	GENERAL: MBEWBE	

41999.181	GENERAL: 2006C	
41999.188	GENERAL: 1999GO	
41999.189	GENERAL: 2000LIBGO	
41999.190	GENERAL: 2000GO	
41999.191	GENERAL: 2001LIBGO	
41999.192	GENERAL: 2002LIBGO	
41999.193	GENERAL: 2003P	
41999.194	GENERAL: 2003R	
41999.195	GENERAL: 2004A	
41999.196	GENERAL: 2004B	
41999.197	GENERAL: 2004C	
41999.198	GENERAL: 2004D	
41999.210	GENERAL:	
41999.211	GENERAL: REDEVPRG	
41999.212	GENERAL:	
41999.215	GENERAL:	
41999.216	GENERAL: DTOWNPAT	
41999.223	GENERAL: AREALAND	
41999.302	GENERAL: IHDAAFFHS	
41999.310	GENERAL: OPDC	
41999.311	GENERAL:	
41999.331	GENERAL: HOUSESRV	
41999.341	GENERAL: TRANS	
41999.342	GENERAL:	
41999.343	GENERAL:	
41999.344	GENERAL: PUBSERV	
41999.355	GENERAL: SecurityIm	
41999.361	GENERAL:	
41999.371	GENERAL: SMRENENGY	
41999.400	GENERAL: Wonder	
41999.580	GENERAL: Childern11	
41999.581	GENERAL: Hephziba11	
41999.582	GENERAL: FIRECOM	
41999.710	GENERAL: SafetyPro	
41999.711	GENERAL: VHALL	
41999.721	GENERAL: CIP	
41999.766	GENERAL: PARKINGLTS	
41999.776	GENERAL: WaterSup	
41999.777	GENERAL: WaterDist	Water Distribution
41999.778	GENERAL: WaterSer	
41999.781	GENERAL: SewerCol	
41999.782	GENERAL: SewerSer	
41999.786	GENERAL: StreetPrk	
41999.787	GENERAL: LOTS	
41999.788	GENERAL: HolleyCt	Holley Ct Parking Garage
41999.789	GENERAL: ParkingDev	
41999.791	GENERAL: ParkingEnf	
41999.793	GENERAL: PARKINGPER	
41999.794	GENERAL:	
41999.796	GENERAL: KEEPVOP	

41999.797	GENERAL: SolWasEnf	Solid Waste Enforcement
41999.800	GENERAL:	
41999.801	GENERAL: RIDGELAND	
41999.802	GENERAL: LOCAL	
41999.804	GENERAL: OPave	
41999.806	GENERAL: NorthAve	
41999.807	GENERAL: Division	
41999.808	GENERAL: Augusta	
41999.809	GENERAL: Harrison	
41999.813	GENERAL: MarionSt	
41999.815	GENERAL: ALLEY IMPR	
41999.818	GENERAL: CHICAGO AV	
41999.851	GENERAL: FireVeh	
41999.857	GENERAL: POLVEHMAIN	
41999.858	GENERAL: PUBWRKVEH	
41999.860	GENERAL:	
41999.861	GENERAL: FACILITIES	
41999.867	GENERAL: TANKS	Underground Storage Tanks
41999.873	GENERAL: PWBULD	
41999.875	GENERAL: OTHERBUILD	
41999.881	GENERAL:	
41999.999	GENERAL: GENERAL	
42400.101	POL: BASEPRG	
42400.127	POL: SPECEVNT	
42400.401	POL: OPDCREHAB	
42400.408	POL: PEO	
42400.409	POL: DUI	
42400.412	POL: FIELDSVCS	
42400.413	POL: D200	
42400.414	POL: D97	
42400.415	POL: PAROCHIAL	
42400.416	POL: CROSSGRD	Crossing Guards
42400.418	POL: BEARBLUE	NEIGHBORHOOD SERVICES
42400.421	POL: SUPPORTSRV	
42400.423	POL: STREET C	
42400.424	POL: YOUTH	
42400.427	POL: JRPOLEXP	
42400.441	POL: RBO	
42400.449	POL: SCHLRES	School Resource
42400.783	POL: OPRFGARG	OPRF Garage
42400.906	POL: COMPPOL	
42440.400	POL - RECORDS: Wonder	
42440.460	POL - RECORDS: COURT	Court Differential Response
42450.000	POL - ADMIN: BALANCE	
42450.101	POL - ADMIN: BASEPRG	
42450.141	POL - ADMIN:	
42450.400	POL - ADMIN: WONDER	
42450.401	POL - ADMIN: OPDCREHAB	
42450.402	POL - ADMIN:	
42450.403	POL - ADMIN:	

42450.404	POL - ADMIN:	
42450.405	POL - ADMIN:	
42450.406	POL - ADMIN:	
42450.408	POL - ADMIN: PEO	
42450.412	POL - ADMIN: FIELDVCS	
42450.421	POL - ADMIN: SUPPORTSRV	
42450.424	POL - ADMIN: YOUTH	
42450.447	POL - ADMIN: ISEARCH	Isearch
42450.460	POL - ADMIN: COURT	
42450.500	POL - ADMIN:	
42450.791	POL - ADMIN: ParkingEnf	
42450.881	POL - ADMIN:	
42460.000	POL - FIELD SRV: BALANCE	
42460.101	POL - FIELD SRV: BASEPRG	
42460.135	POL - FIELD SRV: TRAINING	
42460.400	POL - FIELD SRV: Wonder	
42460.408	POL - FIELD SRV: PEO	
42460.409	POL - FIELD SRV: DUI	
42460.411	POL - FIELD SRV: FIELDTRAIN	
42460.412	POL - FIELD SRV: FIELDVCS	
42460.421	POL - FIELD SRV: SUPPORTSRV	
42460.423	POL - FIELD SRV: STREET C	
42460.424	POL - FIELD SRV: YOUTH	
42460.427	POL - FIELD SRV: JRPOLEXP	
42460.428	POL - FIELD SRV: WHISTLE	Whistlestop
42460.441	POL - FIELD SRV: RBO	
42460.442	POL - FIELD SRV: TRAFFIC	
42460.444	POL - FIELD SRV: WALKING	Walking Beats
42460.449	POL - FIELD SRV: SCHLRES	
42460.450	POL - FIELD SRV: BULLYGRNT	IVPA Bullying Prevention Grant
42460.710	POL - FIELD SRV: SafetyPro	
42460.786	POL - FIELD SRV: StreetPrk	On Street Parking
42460.791	POL - FIELD SRV: ParkingEnf	
42470.101	POL - SUPP SRV: BASEPRG	
42470.400	POL - SUPP SRV: Wonder	
42470.412	POL - SUPP SRV: FIELDVCS	
42470.421	POL - SUPP SRV: SUPPORTSRV	
42470.422	POL - SUPP SRV: FAMSERV	
42470.423	POL - SUPP SRV: STREET C	
42470.424	POL - SUPP SRV: YOUTH	
42470.426	POL - SUPP SRV: WEDGE	WEDGE Group
42470.427	POL - SUPP SRV: JRPOLEXP	
42470.441	POL - SUPP SRV: RBO	
42470.442	POL - SUPP SRV: TRAFFIC	
42470.444	POL - SUPP SRV: WALKING	
42470.446	POL - SUPP SRV:	FAMILY SERVICES
42470.449	POL - SUPP SRV: SCHLRES	
42470.791	POL - SUPP SRV: ParkingEnf	
42470.793	POL - SUPP SRV: PARKINGPER	
42480.101	POL - RICO FUND: BASEPRG	

42480.400	POL - RICO FUND: Wonder	
42480.412	POL - RICO FUND: FIELDSVCS	
42480.581	POL - RICO FUND: Hephziba11	Hephzibah Children's (FI) 2011
42480.582	POL - RICO FUND: FIRECOM	Fire Communications
42480.857	POL - RICO FUND: POLVEHMAIN	
42490.000	POL - GRANTS: BALANCE	
42490.101	POL - GRANTS: BASEPRG	
42490.400	POL - GRANTS: Wonder	
42490.419	POL - GRANTS: OCCUPROT	
42490.420	POL - GRANTS: IMPAIRENF	
42490.421	POL - GRANTS: SUPPORTSRV	
42490.424	POL - GRANTS: YOUTH	
42490.439	POL - GRANTS: 9JAGSTIM	
42490.440	POL - GRANTS: 9JAGNONSTM	
42490.441	POL - GRANTS: RBO	
42490.442	POL - GRANTS: TRAFFIC	
42490.443	POL - GRANTS:	
42490.444	POL - GRANTS: WALKING	
42490.447	POL - GRANTS: ISEARCH	
42490.448	POL - GRANTS: VOL	
42490.449	POL - GRANTS: SCHLRES	
42490.791	POL - GRANTS: ParkingEnf	
42495.400	PARKING ENFRCMT: Wonder	
42495.407	PARKING ENFRCMT:	
42495.408	PARKING ENFRCMT: PEO	
42495.409	PARKING ENFRCMT: DUI	
42500.000	FIRE - ADMIN: BALANCE	
42500.101	FIRE - ADMIN: BASEPRG	
42500.104	FIRE - ADMIN: CITZCOM	
42500.141	FIRE - ADMIN:	
42500.142	FIRE - ADMIN:	
42500.400	FIRE - ADMIN: Wonder	
42500.600	FIRE - ADMIN: CDBGCONT12	
42500.910	FIRE - ADMIN: COMPFIRE	
42510.000	FIRE - OPER: BALANCE	
42510.101	FIRE - OPER: BASEPRG	
42510.400	FIRE - OPER: Wonder	
42510.511	FIRE - OPER: WSPADH11	
42510.512	FIRE - OPER: Nami11	
42510.513	FIRE - OPER:	
42510.543	FIRE - OPER: Children	
42510.722	FIRE - OPER: RECORDS	
42510.881	FIRE - OPER:	
42520.101	FIRE - EMS: BASEPRG	
42520.400	FIRE - EMS: Wonder	
42520.421	FIRE - EMS: SUPPORTSRV	
42520.521	FIRE - EMS:	
42520.522	FIRE - EMS: HPRPPADSAD	
42520.542	FIRE - EMS: Accolade	
42520.881	FIRE - EMS:	



42530.101	FIRE - PREV & INVEST: BASEPRG	
42530.532	FIRE - PREV & INVEST:	
42530.533	FIRE - PREV & INVEST: FIREINVEST	
42540.101	FIRE - TRAIN & PUB ED: BASEPRG	
42540.400	FIRE - TRAIN & PUB ED: Wonder	
42540.532	FIRE - TRAIN & PUB ED:	
42540.533	FIRE - TRAIN & PUB ED: FIREINVEST	
42540.541	FIRE - TRAIN & PUB ED: CCESG	
42540.542	FIRE - TRAIN & PUB ED: Accolade	
42540.543	FIRE - TRAIN & PUB ED: Childern	
42540.881	FIRE - TRAIN & PUB ED:	
42550.101	FIRE - FORGN FIRE INS: BASEPRG	
42550.582	FIRE - FORGN FIRE INS: FIRECOM	
42610.000	POL - DISP: BALANCE	
42610.101	POL - DISP: BASEPRG	
42610.582	POL - DISP: FIRECOM	
42620.101	FIRE - DISP: BASEPRG	
42620.582	FIRE - DISP: FIRECOM	
43014.101	HEALTH - FARM MRKT: BASEPRG	
43670.101	DPW - BD MAINT: BASEPRG	
43670.710	DPW - BD MAINT: SafetyPro	
43670.711	DPW - BD MAINT: VHALL	
43670.712	DPW - BD MAINT: DOLE	
43670.713	DPW - BD MAINT: PUBWORK	
43670.714	DPW - BD MAINT: FIREDEPT	
43670.715	DPW - BD MAINT: Watershp	
43670.716	DPW - BD MAINT: PARKINGGAR	
43670.717	DPW - BD MAINT: INTERMODAL	Intermodal Station
43670.751	DPW - BD MAINT: LIGHTS	Street Lights Services
43670.765	DPW - BD MAINT: SNOW	Snow Ice Control Mangt
43700.101	DPW - ENG: BASEPRG	
43700.421	DPW - ENG: SUPPORTSRV	
43700.423	DPW - ENG: STREET C	
43700.612	DPW - ENG: ENVIRN	
43700.710	DPW - ENG: SafetyPro	
43700.711	DPW - ENG: VHALL	
43700.712	DPW - ENG: DOLE	
43700.720	DPW - ENG: TRANSCOMM	Transportation Commission
43700.721	DPW - ENG: CIP	
43700.722	DPW - ENG: RECORDS	
43700.723	DPW - ENG: TRANSPORTATION	
43700.777	DPW - ENG: WaterDist	
43700.786	DPW - ENG: StreetPrk	
43700.787	DPW - ENG: LOTS	
43700.793	DPW - ENG: PARKINGPER	
43700.802	DPW - ENG: LOCAL	
43700.807	DPW - ENG: Division	
43700.815	DPW - ENG: ALLEY IMPR	
43700.822	DPW - ENG: SIDEWALK	
43700.861	DPW - ENG: FACILITIES	

43700.881	DPW - ENG:	
43710.101	DPW - ADMIN: BASEPRG	
43710.710	DPW - ADMIN: SafetyPro	
43710.711	DPW - ADMIN: VHALL	
43710.721	DPW - ADMIN: CIP	
43710.722	DPW - ADMIN: RECORDS	
43710.731	DPW - ADMIN: FIREVMAIN	
43710.752	DPW - ADMIN: SIGNALS	
43710.761	DPW - ADMIN: PAVMANG	
43710.776	DPW - ADMIN: WaterSup	Water Supply
43710.787	DPW - ADMIN: LOTS	
43710.796	DPW - ADMIN: KEEPVOP	Keep VOP Beautiful Program
43710.801	DPW - ADMIN: RIDGELAND	
43710.802	DPW - ADMIN: LOCAL	
43710.807	DPW - ADMIN: Division	
43720.101	DPW - ST LIGHT: BASEPRG	
43720.200	DPW - ST LIGHT: SUSTAINABILITY	
43720.710	DPW - ST LIGHT: SafetyPro	
43720.714	DPW - ST LIGHT: FIREDEPT	
43720.715	DPW - ST LIGHT: Watershp	
43720.750	DPW - ST LIGHT: CHORE	
43720.751	DPW - ST LIGHT: LIGHTS	
43720.752	DPW - ST LIGHT: SIGNALS	
43720.753	DPW - ST LIGHT: LOCATES	Julie Locates Seivces
43720.761	DPW - ST LIGHT: PAVMANG	
43720.782	DPW - ST LIGHT: SewerSer	
43730.000	DPW - WAT: BALANCE	
43730.101	DPW - WAT: BASEPRG	
43730.165	DPW - WAT: 96_W_Bond	
43730.166	DPW - WAT: 01_W_Bond	
43730.172	DPW - WAT: UTILITIES	
43730.200	DPW - WAT: SUSTAINABILITY	
43730.710	DPW - WAT: SafetyPro	
43730.711	DPW - WAT: VHALL	
43730.715	DPW - WAT: WATERSHP	
43730.761	DPW - WAT: PAVMANG	
43730.776	DPW - WAT: WaterSup	
43730.777	DPW - WAT: WaterDist	
43730.778	DPW - WAT: WaterSer	
43730.781	DPW - WAT: SewerCol	
43730.788	DPW - WAT: HolleyCt	
43730.802	DPW - WAT: LOCAL	
43730.857	DPW - WAT: POLVEHMAIN	
43730.861	DPW - WAT: FACILITIES	
43740.000	DPW - ST SRV: BALANCE	
43740.101	DPW - ST SRV: BASEPRG	
43740.127	DPW - ST SRV: SPECEVNT	
43740.200	DPW - ST SRV: SUSTAINABILITY	
43740.511	DPW - ST SRV: WSPADH11	
43740.710	DPW - ST SRV: SafetyPro	

43740.711	DPW - ST SRV: VHALL	
43740.712	DPW - ST SRV: DOLE	
43740.713	DPW - ST SRV: PUBWORK	
43740.714	DPW - ST SRV: FIREDEPT	
43740.717	DPW - ST SRV: INTERMODAL	
43740.732	DPW - ST SRV: POLVEHMAIN	
43740.733	DPW - ST SRV: PUBWRKVEH	
43740.741	DPW - ST SRV: TREECARE	
43740.751	DPW - ST SRV: LIGHTS	
43740.752	DPW - ST SRV: SIGNALS	
43740.761	DPW - ST SRV: PAVMANG	
43740.762	DPW - ST SRV:	
43740.763	DPW - ST SRV:	
43740.764	DPW - ST SRV: LEAF	
43740.765	DPW - ST SRV: SNOW	
43740.766	DPW - ST SRV: PARKINGLTS	Parking Lots Maint Program
43740.767	DPW - ST SRV:	
43740.768	DPW - ST SRV:	STREET FURNITURE ENHANCEMENTS
43740.771	DPW - ST SRV:	
43740.772	DPW - ST SRV:	
43740.773	DPW - ST SRV:	
43740.774	DPW - ST SRV:	
43740.775	DPW - ST SRV:	
43740.776	DPW - ST SRV: WaterSup	
43740.781	DPW - ST SRV: SewerCol	
43740.783	DPW - ST SRV: OPRFGARG	
43740.784	DPW - ST SRV: AVENEGAR	
43740.785	DPW - ST SRV: LAKEST	Lake St & Forest Garage
43740.788	DPW - ST SRV: HolleyCt	
43740.791	DPW - ST SRV: ParkingEnf	
43740.793	DPW - ST SRV: PARKINGPER	
43750.000	DPW - SEW: BALANCE	
43750.101	DPW - SEW: BASEPRG	
43750.200	DPW - SEW: SUSTAINABILITY	
43750.480	DPW - SEW:	
43750.723	DPW - Sewer	
43750.751	DPW - SEW: LIGHTS	
43750.761	DPW - SEW: PAVMANG	
43750.776	DPW - SEW: WaterSup	
43750.777	DPW - SEW: WaterDist	
43750.778	DPW - SEW: WaterSer	
43750.781	DPW - SEW: SewerCol	
43750.782	DPW - SEW: SewerSer	
43750.784	DPW - SEW: AVENEGAR	
43750.802	DPW - SEW: LOCAL	
43750.861	DPW - SEW: FACILITIES	
43760.000	DPW - ENVIR SRV: BALANCE	
43760.101	DPW - ENVIR SRV: BASEPRG	
43760.171	DPW - ENVIR SRV: ACCTSERV	
43760.764	DPW - ENVIR SRV: LEAF	

43760.765	DPW - ENVIR SRV: SNOW	
43760.766	DPW - ENVIR SRV: PARKINGLTS	
43760.780	DPW - ENVIR SRV: EARTH	
43760.795	DPW - ENVIR SRV: EEADVIS	
43760.796	DPW - ENVIR SRV: KEEPVOP	
43760.797	DPW - ENVIR SRV: SolWasEnf	
43760.798	DPW - ENVIR SRV: SusOP	
43770.101	PARK SRV: BASEPRG	
43770.122	PARK SRV: VEHLISC	
43770.127	PARK SRV: SPECEVNT	
43770.140	PARK SRV: 2016E	
43770.157	PARK SRV: 2010 C	
43770.169	PARK SRV: 01_P_Bond	
43770.182	PARK SRV: 2006D	
43770.197	PARK SRV: 2004C	
43770.200	PARK SRV: SUSTAINABILITY	
43770.408	PARK SRV: PEO	
43770.484	PARK SRV:	
43770.485	PARK SRV:	
43770.710	PARK SRV: SafetyPro	
43770.711	PARK SRV: VHALL	
43770.721	PARK SRV: CIP	
43770.722	PARK SRV: RECORDS	
43770.733	PARK SRV: PUBWRKVEH	
43770.776	PARK SRV: WaterSup	
43770.777		
43770.778	PARK SRV: WaterSer	
43770.781	PARK SRV: SewerCol	
43770.783	PARK SRV: OPRFGARG	
43770.784	PARK SRV: AVENEGAR	
43770.785	PARK SRV: LAKEST	
43770.786	PARK SRV: StreetPrk	
43770.787	PARK SRV: LOTS	Lots_Off Street Parking
43770.788	PARK SRV: HolleyCt	
43770.789	PARK SRV: ParkingDev	
43770.790	PARK SRV: ShuttleBus	
43770.791	PARK SRV: ParkingEnf	
43770.793	PARK SRV: PARKINGPER	
43770.796	PARK SRV: KEEPVOP	
43780.000	DPW - CAP PROJ: BALANCE	
43780.101	DPW - CAP PROJ: BASEPRG	
43780.135	DPW - CAP PROJ: TRAINING	
43780.200	DPW - CAP PROJ: SUSTAINABILITY	
43780.343	DPW - CAP PROJ:	
43780.380	DPW - CAP PROJ: DT OP	
43780.700	DPW - CAP PROJ: PUBART	
43780.711	DPW - CAP PROJ: VHALL	
43780.721	DPW - CAP PROJ: CIP	
43780.722	DPW - CAP PROJ: RECORDS	
43780.723	DPW - CAP PROJ: TRAFFICENG	

43780.751	DPW - CAP PROJ: LIGHTS	
43780.752	DPW - CAP PROJ: SIGNALS	
43780.777	DPW - CAP PROJ: WaterDist	
43780.786	DCS - BIKE PARKING	
43780.801	DPW - CAP PROJ: RIDGELAND	
43780.802	DPW - CAP PROJ: LOCAL	
43780.804	DPW - CAP PROJ: OPave	
43780.805	DPW - CAP PROJ: MadisonSt	
43780.806	DPW - CAP PROJ: NorthAve	
43780.807	DPW - CAP PROJ: Division	
43780.808	DPW - CAP PROJ: Augusta	
43780.809	DPW - CAP PROJ: Harrison	
43780.810	DPW - CAP PROJ: Roosevelt	
43780.812	DPW - CAP PROJ: LAKEST	
43780.813	DPW - CAP PROJ: MarionSt	
43780.814	DPW - CAP PROJ: SouthBlvd	
43780.815	DPW - CAP PROJ: ALLEY IMPR	
43780.818	DPW - CAP PROJ: CHICAGO AV	
43780.823	DPW - CAP PROJ: HARLEM	
43780.851	DPW - CAP PROJ: FireVeh	
43780.857	DPW - CAP PROJ: POLVEHMAIN	
43780.858	DPW - CAP PROJ: PUBWRKVEH	
43780.861	DPW - CAP PROJ: FACILITIES	
43780.867	DPW - CAP PROJ: TANKS	
43780.873	DPW - CAP PROJ: PWBULD	
43780.875	DPW - CAP PROJ: OTHERBUILD	
43790.101	DPW - BD MAINT: BASEPRG	
43790.200	DPW - BD MAINT: SUSTAINABILITY	
43790.711	DPW - BD MAINT: VHALL	
43790.712	DPW - BD MAINT: DOLE	
43790.713	DPW - BD MAINT: PUBWORK	
43790.714	DPW - BD MAINT: FIREDEPT	
43790.715	DPW - BD MAINT: Watershp	
43790.716	DPW - BD MAINT: PARKINGGAR	
43790.717	DPW - BD MAINT: INTERMODAL	
43790.731	DPW - BD MAINT: FIREVMAIN	
43790.732	DPW - BD MAINT: POLVEHMAIN	
43790.733	DPW - BD MAINT: PUBWRKVEH	
43790.734	DPW - BD MAINT: OTHVENMAIN	
43790.751	DPW - BD MAINT: LIGHTS	
43790.761	DPW - BD MAINT: PAVMANG	
43790.813	DPW - BD MAINT: MarionSt	
43790.861	DPW - BD MAINT: FACILITIES	
43790.873	DPW - BD MAINT: PWBULD	
43800.101	DPW - FOREST: BASEPRG	
43800.178	DPW - FOREST: 2005A	2005A GO Bond
43800.710	DPW - FOREST: SafetyPro	
43800.714	DPW - FOREST: FIREDEPT	
43800.733	DPW - FOREST: PUBWRKVEH	
43800.740	DPW - FOREST: FORCOM	

43800.741	DPW - FOREST: TREECARE	
43800.742	DPW - FOREST: LANDSCAPE	
43900.101	DPW - FLEET OPER: BASEPRG	
43900.200	DPW - FLEET OPER: SUSTAINABILITY	
43900.710	DPW - FLEET OPER: SafetyPro	
43900.711	DPW - FLEET OPER: VHALL	
43900.713	DPW - FLEET OPER: PUBWORK	
43900.722	DPW - FLEET OPER: RECORDS	
43900.731	DPW - FLEET OPER: FIREVMAIN	
43900.732	DPW - FLEET OPER: POLVEHMAIN	
43900.733	DPW - FLEET OPER: PUBWRKVEH	
43900.734	DPW - FLEET OPER: OTHVENMAIN	
43900.741	DPW - FLEET OPER: TREECARE	
43900.742	DPW - FLEET OPER: LANDSCAPE	
43900.751	DPW - FLEET OPER: LIGHTS	
43900.781	DPW - FLEET OPER: SewerCol	
43900.851	DPW - FLEET OPER: FireVeh	
43900.856	DPW - FLEET OPER: PEO VEHICLES	
43900.857	DPW - FLEET OPER: POLVEHMAIN	
43900.858	DPW - FLEET OPER: PUBWRKVEH	
44550.000	HEALTH - SRV: BALANCE	
44550.101	HEALTH - SRV: BASEPRG	
44550.133	HEALTH - SRV: BENADMIN	
44550.310	HEALTH - SRV: OPDC	
44550.352	HEALTH - SRV: Retiree Ot	
44550.354	HEALTH - SRV: BarriePark	Barrie Park Housing Program
44550.441	HEALTH - SRV: RBO	
44550.600	HEALTH - SRV: CDBGCONT12	
44550.602	HEALTH - SRV: BLDINSP	
44550.609	HEALTH - SRV: FoodSvc	
44550.610	HEALTH - SRV: HEALADM	
44550.611	HEALTH - SRV: VITAL	
44550.612	HEALTH - SRV: ENVIRN HEALTH	
44550.613	HEALTH - SRV: COMHEALTH	
44550.614	HEALTH - SRV: HEALTHINF	
44550.615	HEALTH - SRV: ANIMALCONT	
44550.616	HEALTH - SRV: Wellness	
44550.617	HEALTH - SRV: HEALTH EDUCATION	
44550.618	HEALTH - SRV: EMERGENCY PREPAREDNESS	
44550.619	HEALTH - SRV:	CITIES READINESS INITIATIVES
44550.621	HEALTH - SRV: FAMCASE	
44550.622	HEALTH - SRV: FCM Medica	
44550.623	HEALTH - SRV: Kidcare	
44550.625	HEALTH - SRV: ADOL	
44550.627	HEALTH - SRV: VISION	
44550.628	HEALTH - SRV:	
44550.629	HEALTH - SRV: FLU Medica	FLU Shot Medicare Reimbursemen
44550.630	HEALTH - SRV: EDNULL1	ED to Nullify Use 1st Time - 1
44550.631	HEALTH - SRV: EDNULL2	
44550.632	HEALTH - SRV: ISEV	

44550.633	HEALTH - SRV:	
44550.635	HEALTH - SRV:	
44550.636	HEALTH - SRV:	SYPHILLIS GRANT
44550.639	HEALTH - SRV:	WEST NILE COOK COUNTY
44550.640	HEALTH - SRV:	
44550.642	HEALTH - SRV: DentalSea	
44550.644	HEALTH - SRV:	
44550.645	HEALTH - SRV:	LOCAL HEALTH PROTECTION GRANT
44550.650	HEALTH - SRV: ACCSCARE	
44550.655	HEALTH - SRV: BEEKEEP	Beekeeping
44550.699	HEALTH - SRV: Reclass	Grant Reclass Program
44560.000	HEALTH - GRANT: BALANCE	
44560.101	HEALTH - GRANT: BASEPRG	
44560.332	HEALTH - GRANT: HISTCOM	
44560.612	HEALTH - GRANT: ENVIRN	
44560.613	HEALTH - GRANT: COMHEALTH	
44560.615	HEALTH - GRANT: ANIMALCONT	
44560.623	HEALTH - GRANT: Kidcare	
44560.642	HEALTH - GRANT: DentalSea	
44560.646	HEALTH - GRANT: NAC2009	
46120.101	DEVL SRV: BASEPRG	
46120.201	DEVL SRV: ACQ	
46120.210	DEVL SRV:	
46120.310	DEVL SRV: OPDC	
46120.351	DEVL SRV: Retiree Fi	
46120.352	DEVL SRV: Retiree Ot	
46120.788	DEVL SRV: HolleyCt	
46200.101	COMM PLAN & DEVL ADM: BASEPRG	
46200.300	COMM PLAN & DEVL ADM: MultiFamil	
46200.310	COMM PLAN & DEVL ADM: OPDC	
46200.311	COMM PLAN & DEVL ADM:	
46200.312	COMM PLAN & DEVL ADM: COMINTER	
46200.313	COMM PLAN & DEVL ADM:	
46200.322	COMM PLAN & DEVL ADM: Madison	
46200.323	COMM PLAN & DEVL ADM: STPLAN	
46200.331	COMM PLAN & DEVL ADM: HOUSESRV	
46200.352	COMM PLAN & DEVL ADM: Retiree Ot	
46200.353	COMM PLAN & DEVL ADM: Diversity	
46200.354	COMM PLAN & DEVL ADM: BarriePark	
46201.101	DCS - NEIG SRV CDBG: BASEPRG	
46201.200	NEIG SRV CDBG: SUSTAINABILITY	
46201.201	DCS - NEIG SRV CDBG: ACQ	
46201.321	DCS - NEIG SRV CDBG: COMDES	
46201.331	DCS - NEIG SRV CDBG: HOUSESRV	
46201.344	DCS - NEIG SRV CDBG: PUBSERV	
46201.351	DCS - NEIG SRV CDBG: Retiree Fi	
46201.353	DCS - NEIG SRV CDBG: Diversity	
46201.355	DCS - NEIG SRV CDBG: SecurityIm	
46201.371	DCS - NEIG SRV CDBG: SMRENENGY	
46201.421	DCS - NEIG SRV CDBG: SUPPORTSRV	

46201.430	DCS - NEIG SRV CDBG: FAMSVCMHS	
46201.431	DCS - NEIG SRV CDBG: HEPHZIBAH	
46201.434	DCS - NEIG SRV CDBG: OAKLEYDEN	
46201.436	DCS - NEIG SRV CDBG:	
46201.438	DCS - NEIG SRV CDBG:	Rescorp
46201.451	DCS - NEIG SRV CDBG:	
46201.461	DCS - NEIG SRV CDBG: FOODPNTRY	
46201.463	DCS - NEIG SRV CDBG: ACCOLADE	
46201.464	DCS - NEIG SRV CDBG: COMSUPPORT	
46201.465	DCS - NEIG SRV CDBG:	
46201.466	DCS - NEIG SRV CDBG: NAMIMETSUB	
46201.468	DCS - NEIG SRV CDBG: HOUSADMIN	
46201.469	DCS - NEIG SRV CDBG:	OPRF Day Nursery
46201.470	DCS - NEIG SRV CDBG:	
46201.471	DCS - NEIG SRV CDBG: MOTHEROWN	
46201.472	DCS - NEIG SRV CDBG: PARENTEEN	
46201.473	DCS - NEIG SRV CDBG:	
46201.474	DCS - NEIG SRV CDBG: SARAH12	
46201.475	DCS - NEIG SRV CDBG: SEGUIN	
46201.476	DCS - NEIG SRV CDBG:	
46201.477	DCS - NEIG SRV CDBG: SIDEWALKS	
46201.478	DCS - NEIG SRV CDBG: ALLEY	
46201.479	DCS - NEIG SRV CDBG: VTLBRIDGES	Heartland Vital Bridges 2012
46201.480	DCS - NEIG SRV CDBG:	
46201.482	DCS - NEIG SRV CDBG:	
46201.483	DCS - NEIG SRV CDBG:	
46201.484	DCS - NEIG SRV CDBG:	
46201.485	DCS - NEIG SRV CDBG:	
46201.486	DCS - NEIG SRV CDBG:	
46201.487	DCS - NEIG SRV CDBG:	
46201.488	DCS - NEIG SRV CDBG:	
46201.489	DCS - NEIG SRV CDBG:	PADS Emery Homeless Prevent
46201.490	DCS - NEIG SRV CDBG: VOPADMIN	
46201.491	DCS - NEIG SRV CDBG:	
46201.493	DCS - NEIG SRV CDBG: LEAD2012	
46201.495	DCS - NEIG SRV CDBG: HOUSSM2012	
46201.496	DCS - NEIG SRV CDBG: SFRSRR2012	
46201.498	DCS - NEIG SRV CDBG: KIDSCLINIC	Children's Clinic 2012
46201.500	DCS - NEIG SRV CDBG:	
46201.501	DCS - NEIG SRV CDBG: HSNCTRPS	
46201.502	DCS - NEIG SRV CDBG:	
46201.503	DCS - NEIG SRV CDBG:	
46201.504	DCS - NEIG SRV CDBG:	
46201.505	DCS - NEIG SRV CDBG:	
46201.506	DCS - NEIG SRV CDBG:	
46201.507	DCS - NEIG SRV CDBG:	
46201.508	DCS - NEIG SRV CDBG:	
46201.509	DCS - NEIG SRV CDBG:	
46201.510	DCS - NEIG SRV CDBG:	
46201.511	DCS - NEIG SRV CDBG: WSPADH11	



46201.512	DCS - NEIG SRV CDBG: Nami11	
46201.513	DCS - NEIG SRV CDBG:	
46201.514	DCS - NEIG SRV CDBG: PADSEMERG	
46201.515	DCS - NEIG SRV CDBG: PADSTRANHS	
46201.516	DCS - NEIG SRV CDBG:	
46201.517	DCS - NEIG SRV CDBG:	
46201.518	DCS - NEIG SRV CDBG: CATH2010	
46201.519	DCS - NEIG SRV CDBG: HEART2010	
46201.520	DCS - NEIG SRV CDBG: WSPADS2010	
46201.521	DCS - NEIG SRV CDBG:	
46201.522	DCS - NEIG SRV CDBG: HPRPPADSAD	
46201.523	DCS - NEIG SRV CDBG:	
46201.524	DCS - NEIG SRV CDBG:	
46201.525	DCS - NEIG SRV CDBG:	
46201.526	DCS - NEIG SRV CDBG:	
46201.527	DCS-NEIG SRV CDBG: NWHWP	
46201.533	DCS - NEIG SRV CDBG: FIREINVEST	
46201.534	DCS - NEIG SRV CDBG: RRHP	
46201.535	DCS - NEIG SRV CDBG: HPRPAdmin	
46201.536	DCS - NEIG SRV CDBG: Homeless	
46201.537	DCS - NEIG SRV CDBG: CDBGRAdim	CDBG-R Administration 2012
46201.541	DCS - NEIG SRV CDBG: CCESG	
46201.542	DCS - NEIG SRV CDBG: Accolade	
46201.543	DCS - NEIG SRV CDBG: Childern	
46201.544	DCS - NEIG SRV CDBG: Hephizibah	
46201.545	DCS - NEIG SRV CDBG: NAMI	
46201.546	DCS - NEIG SRV CDBG: OakLeyden	
46201.547	DCS - NEIG SRV CDBG: OPRegional	
46201.548	DCS - NEIG SRV CDBG: OPRegAdmin	OP Regional Housing Cter Admin
46201.549	DCS - NEIG SRV CDBG: ParenPOOO	
46201.550	DCS - NEIG SRV CDBG: Parenteen	
46201.551	DCS - NEIG SRV CDBG: Pillars	
46201.552	DCS - NEIG SRV CDBG: RapeVictim	
46201.553	DCS - NEIG SRV CDBG: SarahsInn	
46201.554	DCS - NEIG SRV CDBG: Sequin	
46201.555	DCS - NEIG SRV CDBG: Senior	
46201.556	DCS - NEIG SRV CDBG: Thrive	
46201.557	DCS - NEIG SRV CDBG:	
46201.558	DCS - NEIG SRV CDBG: Sidewalks	
46201.559	DCS - NEIG SRV CDBG: Street	
46201.561	DCS - NEIG SRV CDBG: VitalBridg	
46201.562	DCS - NEIG SRV CDBG: WSPadsES	
46201.563	DCS - NEIG SRV CDBG: WSPadTH	
46201.565	DCS - NEIG SRV CDBG: VitalBESG	
46201.566	DCS - NEIG SRV CDBG: WSPadsESG	
46201.567	DCS - NEIG SRV CDBG: WSPadES	
46201.568	DCS - NEIG SRV CDBG: WSPadHome	
46201.571	DCS - NEIG SRV CDBG: HPRPDATA	
46201.578	DCS - NEIG SRV CDBG: VolunteerC	
46201.579	DCS - NEIG SRV CDBG: Accolade11	

46201.580	DCS - NEIG SRV CDBG: Childern11	
46201.581	DCS - NEIG SRV CDBG: Hephziba11	
46201.583	DCS - NEIG SRV CDBG: OPRHPS11	
46201.584	DCS - NEIG SRV CDBG: OPRHCAD	
46201.585	DCS - NEIG SRV CDBG: ParenPOO	
46201.586	DCS - NEIG SRV CDBG: PP11	
46201.587	DCS - NEIG SRV CDBG: Sarahs11	
46201.588	DCS - NEIG SRV CDBG: Seguin11	
46201.589	DCS - NEIG SRV CDBG: Senior11	
46201.590	DCS - NEIG SRV CDBG: Thrive11	
46201.591	DCS - NEIG SRV CDBG: VOPPWSIDE	
46201.592	DCS - NEIG SRV CDBG: VOPPWALLE	
46201.593	DCS - NEIG SRV CDBG: VOPPWSTR	
46201.594	DCS - NEIG SRV CDBG: VOPPWWSM	
46201.595	DCS - NEIG SRV CDBG: CSS11	
46201.596	DCS - NEIG SRV CDBG: DayNur2011	
46201.597	DCS - NEIG SRV CDBG: OakLey11	
46201.598	DCS - NEIG SRV CDBG: VOPADMIN11	
46201.600	DCS - NEIG SRV CDBG: CDBGCONT12	
46201.604	DCS - NEIG SRV CDBG: Heartland	
46201.605	DCS - NEIG SRV CDBG: WSPadses	
46201.606	DCS - NEIG SRV CDBG: WSPadst11	
46201.607	DCS - NEIG SRV CDBG: HOMELS11	
46201.608	DCS - NEIG SRV CDBG: Shelter11	
46201.655	DCS - NEIG SRV CDBG: BEEKEEP	
46201.662	DCS - NEIG SRV CDBG: CDBG12	
46201.663	DCS - NEIG SRV CDBG: CDBG13	
46201.664	DCS - NEIG SRV CDBG: CDBG2014	
46201.665	DCS - NEIG SRV CDBG: CDBG 2015	
46201.666	DCS - NEIG SRV CDBG: CDBG16	
46201.667	DCS- NEIG SRV CDBG: CDBG17	Balance Sheet
46201.668	CDBG 2018	
46201.671	DCS - NEIG SRV CDBG: ESG11	
46201.672	DCS - NEIG SRV CDBG: ESG12	
46201.673	DCS - NEIG SRV CDBG: ESG13	
46201.675	DCS - NEIG SRV CDBG: ESG 2015	
46201.676	DCS - NEIG SRV CDBG: ESG16	
46201.677	DCS- NEIG SRV CDBG: ESG17	
46201.778	DCS - NEIG SRV CDBG: WaterSer	
46201.802	DCS - NEIG SRV CDBG: LOCAL	
46201.822	DCS - NEIG SRV CDBG: SIDEWALK	
46202.101	DCS - PLAN DIV: BASEPRG	
46202.103	DCS - PLAN DIV: Plan Comm	
46202.172	DCS - PLAN DIV: UTILITIES	
46202.174	DCS - PLAN DIV: 2007 GO	
46202.210	DCS - PLAN DIV:	
46202.211	DCS - PLAN DIV: REDEVPRG	
46202.310	DCS - PLAN DIV: OPDC	
46202.321	DCS - PLAN DIV: COMDES	
46202.323	DCS - PLAN DIV: STPLAN	

46202.332	DCS - PLAN DIV: HISTCOM
46202.350	DCS - PLAN DIV: Retiree Pol
46202.351	DCS - PLAN DIV: Retiree Fi
46202.352	DCS - PLAN DIV: Retiree Ot
46202.353	DCS - PLAN DIV: Diversity
46202.354	DCS - PLAN DIV: BarriePark
46202.355	DCS - PLAN DIV: SecurityIm
46202.371	DCS - PLAN DIV: SMRENENGY
46202.401	DCS - PLAN DIV: OPDCREHAB
46202.421	DCS - PLAN DIV: SUPPORTSRV
46202.603	DCS - PLAN DIV: ZONING
46202.615	DCS - PLAN DIV: ANIMALCONT
46202.813	DCS - PLAN DIV: MarionSt
46203.101	COMM REL: BASEPRG
46203.310	COMM REL: OPDC
46203.311	COMM REL:
46203.312	COMM REL: COMINTER
46203.354	COMM REL: BarriePark
46204.000	DEVL SRV: BALANCE
46204.101	DEVL SRV: BASEPRG
46204.102	DEVL SRV: Universal
46204.135	DEVL SRV: TRAINING
46204.172	DEVL SRV: UTILITIES
46204.181	DEVL SRV: 2006C
46204.211	DEVL SRV: REDEVPRG
46204.223	DEVL SRV: AREALAND
46204.310	DEVL SRV: OPDC
46204.351	DEVL SRV: Retiree Fi
46204.401	DEVL SRV: OPDCREHAB
46204.421	DEVL SRV: SUPPORTSRV
46204.710	DEVL SRV: SafetyPro
46204.788	DEVL SRV: HolleyCt
46204.805	DEVL SRV: MadisonSt
46204.813	DEVL SRV: MarionSt
46204.875	DEVL SRV: OTHERBUILD
46205.101	DCS - BUS SRV: BASEPRG
46205.201	DCS - BUS SRV: ACQ
46205.215	DCS - BUS SRV:
46205.233	DCS - BUS SRV: OPAAC
46205.602	DCS - BUS SRV: BLDINSP
46205.613	DCS - BUS SRV: COMHEALTH
46205.615	DCS - BUS SRV: ANIMALCONT
46205.813	DCS - BUS SRV: MarionSt
46206.000	DCS - NEIG SRV: BALANCE
46206.101	DCS - NEIG SRV: BASEPRG
46206.172	DCS - NEIG SRV: UTILITIES
46206.201	DCS - NEIG SRV: ACQ
46206.225	DCS - NEIG SRV: BarriePkBO
46206.230	DCS - NEIG SRV: OPHousing
46206.240	DCS - NEIG SRV: OPHOUSING

46206.280	DCS - NEIG SRV: OPRC	
46206.300	DCS - NEIG SRV: MultiFamIl	
46206.302	DCS - NEIG SRV: IHDAAFFHS	
46206.311	DCS - NEIG SRV:	
46206.353	DCS - NEIG SRV: Diversity	
46206.354	DCS - NEIG SRV: BARRIEPARK	
46206.355	DCS - NEIG SRV: SecurityIm	
46206.356	DCS - NEIG SRV: Single 09	Single Housing Rehab Loan 09
46206.357	DCS - NEIG SRV: Single 08	Single Housing Rehab Loan 08
46206.358	DCS - NEIG SRV: GarageGrnt	Garage Grant Program
46206.359	DCS - NEIG SRV: GarageLoan	Garage Loan Program
46206.364	DCS - NEIG SRV: SFHLead09	
46206.365	DCS - NEIG SRV: SFHLead10	
46206.366	DCS - NEIG SRV: Single10	
46206.367	DCS - NEIG SRV: Single11	
46206.368	DCS - NEIG SRV: SFGLEAD11	
46206.369	DCS - NEIG SRV: SMRENT11	
46206.371	DCS - NEIG SRV: SMRENENGY	
46206.372	DCS - NEIG SRV: HUDGRANT	
46206.420	DCS - NEIG SRV: IMPAIRENF	
46206.421	DCS - NEIG SRV: SUPPORTSRV	
46206.434	DCS - NEIG SRV: OAKLEYDEN	
46206.493	DCS - NEIG SRV: LEAD2012	
46206.494	DCS - NEIG SRV: SFHOUSE12	
46206.495	DCS - NEIG SRV: HOUSSM2012	
46206.560	DCS - NEIG SRV: SFHRAAdmin	
46206.599	DCS - NEIG SRV: VOPSFPR11	
46206.601	DCS - NEIG SRV: PROSTAN	
46206.602	DCS - NEIG SRV: BLDINSP	
46206.663	DCS - NEIG SRV: CDBG13	
46206.664	DCS - NEIG SRV: CDBG2014	
46206.665	DCS - NEIG SRV: CDBG 2015	
46206.666	DCS - NEIG SRV: CDBG 2016	
46206.667	DCS NEIG SRV CDBG: RL17	
46210.101	NEIG SRV: BASEPRG	
46210.102	NEIG SRV: CODE ENFORCEMENT	
46210.103	NEIG SRV: HOUSING	
46210.104	NEIG SRV: NEIG PARTNERSHIPS	
46210.105	NEIG SRV: GRANTS	
46210.230	NEIG SRV: OPHOUSING AUTH	
46210.240	NEIG SRV: OPHOUSING CTR	
46210.280	NEIG SRV: OPRC	
46210.300	NEIG SRV: MULTIFAMILY	
46211.101	NS: ADMIN: BASE PROG	
46211.230	NEIG SERV: OP HOUSING AUTHORITY	
46211.240	NEIG SERV: OP REG HOUSING CENTER	
46211.250		
46211.280	NEIG SERV: OP RES CORP	
46211.300	NEIG SERV: MULTI-FAMILY	
46212.101	NS: NBRHOOD CODE COMPLIANCE: BASE PROG	

46213.101	NS: NEIGHBORHOOD PROGRAMS; BASE PROG
46214.101	NS: NBRHOOD PARTNERSHIPS: BASE PROG
46215.101	NS: COMMUNITY SERVICES: BASE PROG
46250.000	DCS - PMT PROC: BALANCE
46250.101	DCS - PMT PROC: BASEPRG
46250.174	DCS - PMT PROC: 2007 GO
46250.210	DCS - PMT PROC:
46250.211	DCS - PMT PROC: REDEVPRG
46250.302	DCS - PMT PROC: IHDAAFFHS
46250.350	DCS - PMT PROC: Retire Pol
46250.351	DCS - PMT PROC: Retiree Fi
46250.352	DCS - PMT PROC: Retiree Ot
46250.353	DCS - PMT PROC: Diversity
46250.354	DCS - PMT PROC: BarriePark
46250.355	DCS - PMT PROC: SecurityIm
46250.600	DCS - PMT PROC: CDBGCONT12
46250.601	DCS - PMT PROC: PROSTAN
46250.602	DCS - PMT PROC: BLDINSP
46250.603	DCS - PMT PROC: ZONING
46250.612	DCS - PMT PROC: ENVIRN
46250.788	DCS - PMT PROC: HolleyCt
46260.101	DCS ADMIN: BASEPRG
46260.103	DCS ADMIN: Plan Comm
46260.231	DCS ADMIN: VISITOP
46260.232	DCS ADMIN: OPEDC
46260.233	DCS ADMIN: OPAAC
46260.408	DCS ADMIN: PEO
46260.601	DCS ADMIN: PROSTAN
46262.101	DCS BUS SERV -: ECONOMIC VITALITY
46300.101	COMM REL: BASEPRG
46300.127	COMM REL: SPECEVNT
46300.300	COMM REL: MultiFamil
46300.311	COMM REL:
46300.312	COMM REL: COMINTER
46300.314	COMM REL: COMREL
46300.412	COMM REL: FIELDVCS
49000.199	TRANSFERS: TRANSFERS
99999.000	GENERAL: BALANCE
99999.999	GENERAL: GENERAL

# ACCOUNT NUMBER LIST REPORT

ACCOUNT	DESCRIPTION	CATEGORY/TYPE	CLASSIFICATION
411401.0000	Property Tax Levy	Revenues - Revenue	TAXES
411403.0000	Police Pension Levy	Revenues - Revenue	TAXES
411404.0000	Fire Pension Levy	Revenues - Revenue	TAXES
411405.0000	2001 Bond Escrow Levy	Revenues - Revenue	
411406.0000	SSA#8 TAX LEVY	Revenues - Revenue	
411414.0000	Tif Surplus Distribution	Revenues - Revenue	TAXES
411415.0000	1995 Prior Tax Ley Collection	Revenues - Revenue	
413403.0000	CANNABIS STATE EXCISE TAX ALLOTMENT	Revenues - Revenue	TAXES
413404.0000	Use Tax Revenue	Revenues - Revenue	TAXES
413405.0000	Retailers' Occupation Tax Rev	Revenues - Revenue	TAXES
413406.0000	Homerule Sales Tax	Revenues - Revenue	TAXES
413407.0000	PACE Shelter Ad Revenue	Revenues - Revenue	CH F/SER
413408.0000	Traffic Signal Maintenance Rev	Revenues - Revenue	OLG
414409.0000	Real Estate Transfer Tax	Revenues - Revenue	TAXES
414410.0000	Exempt Real Estate Transaction	Revenues - Revenue	TAXES
414411.0000	HOTL/MOTEL TAX SURCHARGE	Revenues - Revenue	
414412.0000	Hotel Motel Tax	Revenues - Revenue	TAXES
414413.0000	Liquor Tax	Revenues - Revenue	TAXES
414414.0000	CANNABIS TAX	Revenues - Revenue	TAXES
414415.0000	RIDE SHARE TAX	Revenues - Revenue	TAXES
414416.0000	Local Option Gasoline Tax	Revenues - Revenue	TAXES
414425.0000	Natural Gas Use Tax	Revenues - Revenue	TAXES
416406.0000	Electric Utility Tax	Revenues - Revenue	TAXES
416407.0000	Natural Gas Tax	Revenues - Revenue	TAXES
416408.0000	Telecommunication Tax Rev	Revenues - Revenue	TAXES
416482.0000	E911 Surcharge	Revenues - Revenue	TAXES
418408.0000	VEHICLE TAX	Revenues - Revenue	TAXES
421424.0000	Residential Rental License	Revenues - Revenue	LIC/PERM
421425.0000	Crime Free Housing License Rev	Revenues - Revenue	
421426.0000	Business Licenses	Revenues - Revenue	LIC/PERM
421427.0000	Liquor Licenses	Revenues - Revenue	LIC/PERM
421428.0000	Multi Family Dwelling License	Revenues - Revenue	LIC/PERM
421429.0000	Chauffeur License Revenue	Revenues - Revenue	LIC/PERM
421430.0000	Chauffeur Background Check	Revenues - Revenue	LIC/PERM
421431.0000	Taxicab Inspections	Revenues - Revenue	
421436.0000	Temp Funeral Director Bus Lic	Revenues - Revenue	
422425.0000	Building Permits	Revenues - Revenue	LIC/PERM
422426.0000	Zoning Variance Application	Revenues - Revenue	LIC/PERM
422428.0000	Street Permits	Revenues - Revenue	LIC/PERM
422429.0000	Animal Licenses	Revenues - Revenue	LIC/PERM
422431.0000	Beekeeping	Revenues - Revenue	LIC/PERM
422436.0000	Building Permits Penalties	Revenues - Revenue	LIC/PERM
422437.0000	Building Plan Reviews	Revenues - Revenue	LIC/PERM
422464.0000	Domestic Partner Registry	Revenues - Revenue	
422481.0000	PARKING PERMITS FOR LOTS	Revenues - Revenue	PKG
422482.0000	Landlord/Corp. Parking Permits	Revenues - Revenue	PKG
422483.0000	Onstreet Parking Permits	Revenues - Revenue	PKG
422485.0000	One-Time Overnight Permit	Revenues - Revenue	PKG
422486.0000	EVCS USER FEE REVENUE	Revenues - Revenue	
431400.0000	Grant Revenue	Revenues - Revenue	GRANTREV
431401.0000	FEDERAL CARES ACT REVENUE	Revenues - Revenue	GRANTREV
431402.0000	SEM INCENTIVE	Revenues - Revenue	
431410.0000	FCM Medicaid Reimbursement	Revenues - Revenue	
431420.0000	Flue Shot Medicare Reimb.	Revenues - Revenue	LIC/PERM

# ACCOUNT NUMBER LIST REPORT

ACCOUNT	DESCRIPTION	CATEGORY/TYPE	CLASSIFICATION
431425.0000	Grant or Loan Application Fees	Revenues - Revenue	GRANTREV
431470.0000	SMASS GRANT	Revenues - Revenue	
431471.0000	COOK COUNTY DRRF 1	Revenues - Revenue	
431481.0000	Emergency Shelter Grants	Revenues - Revenue	GRANTREV
434451.0000	State Aid Route Maintenance	Revenues - Revenue	OLG
434454.0000	Il Emergency Management Agency	Revenues - Revenue	
434462.0000	RCFL OT Reimbursement	Revenues - Revenue	CH F/SER
434463.0000	Drug Enforcement Agency Reimb	Revenues - Revenue	GRANTREV
435407.0000	State Income Tax Revenue	Revenues - Revenue	TAXES
435410.0000	Personal Prop Replacement Tax	Revenues - Revenue	TAXES
435480.0000	Motor Fuel Tax Allotment	Revenues - Revenue	TRAN
435481.0000	Foreign Fire Insurance Allot	Revenues - Revenue	INTERGOV
440434.0000	MET LIFE ACCIDENT PREMIUMS WITHHELD	Revenues - Revenue	
440435.0000	MET LIFE CRITICAL ILLNESS PREMIUMS W/H	Revenues - Revenue	
440436.0000	MET L IFE HOPSITAL PREMIUMS WITHHELD	Revenues - Revenue	
440437.0000	METLAW LEGAL PREMIUMS WITHHELD	Revenues - Revenue	
440438.0000	EMPLOYEE CONTRIBUTIONS ICMA	Expenditures - Expenditure	
440439.0000	EMPLOYEE CONTRIBUTIONS NATIONWIDE	Expenditures - Expenditure	
440440.0000	HEALTH INSURANCE PREMIUMS WITHHELD	Revenues - Revenue	
440441.0000	LIFE INSURANCE PREMIUMS WITHHELD	Revenues - Revenue	
440442.0000	DEMNTAL INSURANCE PREMIUMS WITHHELD	Revenues - Revenue	
440443.0000	VISION INSURANCE PREMIUMS WITHHELD	Revenues - Revenue	
440444.0000	AFLAC PREMIUMS WITHHELD	Revenues - Revenue	
440445.0000	ALLIED FSA MED CONTRIBUTIONS W/H	Revenues - Revenue	
440446.0000	ALLIED FSA DEP CARE CONTRIBUTIONS W/H	Revenues - Revenue	
440448.0000	Health Grant Salary Reimburse	Revenues - Revenue	GRANTREV
440449.0000	Vision Premiums	Revenues - Revenue	CH F/SER
440451.0000	Outside Agency Unemployment	Revenues - Revenue	
440452.0000	Outside Agency Health Ins	Revenues - Revenue	CH F/SER
440453.0000	Outside Agency Life Ins	Revenues - Revenue	
440454.0000	Outside Agency Dental	Revenues - Revenue	
440455.0000	Employee Assistance Program	Revenues - Revenue	
440456.0000	ONSTREET PAYSTATION/METER REVENUE	Revenues - Revenue	PKG
440457.0000	Discounted Employee Cards	Revenues - Revenue	PKG
440458.0000	Ambulance Charges	Revenues - Revenue	CH F/SER
440459.0000	Meter Key Revenue	Revenues - Revenue	PKG
440460.0000	GARAGE FEES & PERMITS	Revenues - Revenue	PKG
440461.0000	Parking Meter Collections	Revenues - Revenue	PKG
440462.0000	Charges To Pension	Revenues - Revenue	
440463.0000	EMPLOYER LIFE INSURANCE CONTRIBUTIONS	Revenues - Revenue	
440464.0000	EMPLOYER LIFE INSURANCE CONTRIBUTION	Revenues - Revenue	
440465.0000	EE PREMIUM PAYROLL DEDUCTIONS	Revenues - Revenue	CH F/SER
440466.0000	Pensioneer Premium Payments	Revenues - Revenue	CH F/SER
440467.0000	Outside Agencies Prem Payments	Revenues - Revenue	CH F/SER
440468.0000	Life Insurance EE/ER	Revenues - Revenue	
440469.0000	Community Relations Whistles	Revenues - Revenue	
440470.0000	Garage Validation Revenue	Revenues - Revenue	PKG
440471.0000	Taxi Coupons	Revenues - Revenue	
440472.0000	Code Book Sales	Revenues - Revenue	
440473.0000	Smoke Detector Sales	Revenues - Revenue	CH F/SER
440474.0000	Sidewalk Repair Program	Revenues - Revenue	OLG
440475.0000	Construction Inspection Fee	Revenues - Revenue	CH F/SER
440476.0000	100% Sales Inspection Revenue	Revenues - Revenue	CH F/SER
440477.0000	Alley Improvements	Revenues - Revenue	CH F/SER
440478.0000	PARKING ROW OBSTRUCTION FEES	Revenues - Revenue	

# ACCOUNT NUMBER LIST REPORT

ACCOUNT	DESCRIPTION	CATEGORY/TYPE	CLASSIFICATION
440479.0000	Stop Loss Insurance Reimbur	Revenues - Revenue	
440480.0000	CTA Reimbursement	Revenues - Revenue	CH F/SER
440481.0000	Pension Payroll Deductions	Revenues - Revenue	OLG
440482.0000	Fire CPR Classes Fees	Revenues - Revenue	CH F/SER
440483.0000	Tree Removal Revenue	Revenues - Revenue	CH F/SER
440484.0000	Snow Removal Services	Revenues - Revenue	
440485.0000	Barrie Park Reimb for Services	Revenues - Revenue	
440486.0000	Info Tech Support River Forest	Revenues - Revenue	CH F/SER
440487.0000	Info Tech Support WSCDC	Revenues - Revenue	INTERGOV
440488.0000	Sale of Liquid Gas	Revenues - Revenue	CH F/SER
440489.0000	Sale of Natural Gas	Revenues - Revenue	
440490.0000	Charges for Repairs Parts	Revenues - Revenue	CH F/SER
440492.0000	Reimbursement of Expenses	Revenues - Revenue	CH F/SER
440493.0000	OPRFHS Event Reimbursement	Revenues - Revenue	CH F/SER
440494.0000	School Resource Police Officer	Revenues - Revenue	CH F/SER
440495.0000	Crossing Guard Reimbursement	Revenues - Revenue	CH F/SER
440496.0000	Arrest Warrant Reimburse Reven	Revenues - Revenue	CH F/SER
440497.0000	Police Evidence Revenue	Revenues - Revenue	CH F/SER
440498.0000	Police Training Reimburse Rev	Revenues - Revenue	CH F/SER
440499.0000	EMPLOYER HEALTH INSURANCE CONTRIBUTIONS	Revenues - Revenue	CH F/SER
441431.0000	Cable TV Franchise Fee	Revenues - Revenue	OLG
441432.0000	Infrastructure Maintenance Fee	Revenues - Revenue	TAXES
441445.0000	Book Sales	Revenues - Revenue	CH F/SER
441447.0000	Cashier Difference	Revenues - Revenue	OLG
441451.0000	Copy Fees	Revenues - Revenue	CH F/SER
441454.0000	DEVELOPERS AH CONTRIBUTIONS	Revenues - Revenue	
441455.0000	Elevator Inspection Fees	Revenues - Revenue	LIC/PERM
441456.0000	Street Opening Fees	Revenues - Revenue	LIC/PERM
441457.0000	Planned Unit Dev Filing Fee	Revenues - Revenue	
441458.0000	Vacant Bldg Registration Reven	Revenues - Revenue	LIC/PERM
441459.0000	Vacant Bldg Inspection Revenue	Revenues - Revenue	LIC/PERM
441460.0000	Credit Card Points Revenue	Revenues - Revenue	CH F/SER
441461.0000	Resources Forwarded	Revenues - Revenue	
441462.0000	Miscellaneous Revenue	Revenues - Revenue	OLG
441462.1001	Miscellaneous Revenue	Revenues - Revenue	
441463.0000	MFT Tax Refund	Revenues - Revenue	TAXES
441464.0000	Scrap Revenue	Revenues - Revenue	CH F/SER
441465.0000	Special Events Revenue	Revenues - Revenue	CH F/SER
441467.0000	Special Events Application Fee	Revenues - Revenue	LIC/PERM
441468.0000	BASSET Training Fee	Revenues - Revenue	
441469.0000	OUTDOOR ONSTREET DINING	Revenues - Revenue	
441470.0000	Police Reports	Revenues - Revenue	CH F/SER
441471.0000	Subpoena Fees	Revenues - Revenue	CH F/SER
441472.0000	False Alarm Revenue	Revenues - Revenue	CH F/SER
441475.0000	Recovered Damages	Revenues - Revenue	OLG
441480.0000	Legal Settlements	Revenues - Revenue	
441481.0000	IMET RECOVERY	Revenues - Revenue	
441485.0000	CCA CIVIC CONTRIBUTION	Revenues - Revenue	INTERGOV
441500.0000	DONATIONS	Revenues - Revenue	
442460.0000	Alarm Fees	Revenues - Revenue	CH F/SER
444401.0000	Utility Sales	Revenues - Revenue	WATER
444402.0000	Meter Charges	Revenues - Revenue	WATER
444403.0000	Penalty Charges	Revenues - Revenue	WATER
444453.0000	Refuse Collection Fees	Revenues - Revenue	WASTE
444474.0000	Yard Waste Stickers	Revenues - Revenue	WASTE



# ACCOUNT NUMBER LIST REPORT

ACCOUNT	DESCRIPTION	CATEGORY/TYPE	CLASSIFICATION
444475.0000	Refuse Stickers	Revenues - Revenue	WASTE
444476.0000	Carpet Recycling Stickers	Revenues - Revenue	WASTE
445450.0000	Vital Statistics Fees	Revenues - Revenue	
445451.0000	Food Service Mgmt Course Fees	Revenues - Revenue	CH F/SER
445452.0000	Pound Other Fees	Revenues - Revenue	CH F/SER
445454.0000	Adoption Fees	Revenues - Revenue	
445456.0000	Condo Inspection Fees	Revenues - Revenue	LIC/PERM
445456.1001	Condo Inspection Fees	Revenues - Revenue	
445457.0000	Know Your Numbers	Revenues - Revenue	
445458.0000	Heart Smart Deposits	Revenues - Revenue	
445459.0000	Environmental Services - VOP	Revenues - Revenue	CH F/SER
445460.0000	Freedom From Smoking (FFS)	Revenues - Revenue	
445479.0000	Environ Health River Forest	Revenues - Revenue	
446101.0000	PUBLIC ART INITIATIVE	Revenues - Revenue	
447464.0000	Midweek Market Fees	Revenues - Revenue	
447465.0000	Farmers Market Seasonal Fees	Revenues - Revenue	LIC/PERM
447476.0000	Sale Of Market Merchandise	Revenues - Revenue	LIC/PERM
447478.0000	Corn Roast Revenue	Revenues - Revenue	LIC/PERM
451110.0000	Court Fines	Revenues - Revenue	FINES
451111.0000	DUI COURT FINES	Revenues - Revenue	FINES
451440.0000	Ticket Trak Collections	Revenues - Revenue	
451441.0000	Parking Fines	Revenues - Revenue	FINES
451442.0000	ADJUDICATION FINES - GRAFFITI	Revenues - Revenue	
451446.0000	Non-Compliance Fines	Revenues - Revenue	FINES
452485.0000	Asset Seizures Forfeitures	Revenues - Revenue	INTERGOV
452485.1001	Asset Seizures Forfeitures	Revenues - Revenue	
461450.0000	Loan Interest	Revenues - Revenue	INVEST
461489.0000	REALIZED GAIN ON INVESTMENTS	Revenues - Revenue	
461490.0000	Interest Revenue	Revenues - Revenue	INVEST
461491.0000	Net Change In FV of Invest	Revenues - Revenue	OLG
461492.0000	NET CHANGE IN FV OF INVESTMENTS ICMA	Expenditures - Expenditure	
461493.0000	NET CHANGE IN FV OF INVESTMNT NATIONWIDE	Expenditures - Expenditure	
462433.0000	Bike Locker Rental Fees	Revenues - Revenue	CH F/SER
462476.0000	Gain/Loss on Sale of Property	Revenues - Revenue	OLG
462477.0000	Rental of Property	Revenues - Revenue	CH F/SER
490476.0000	Intergovernmental Revenue	Revenues - Revenue	INTERGOV
490477.0000	Intergovt Support-Oak Park	Revenues - Revenue	
490478.0000	Intergovt Support Wscdc	Revenues - Revenue	
490479.0000	Intergovt Support Op Library	Revenues - Revenue	OLG
490480.0000	Intergovt Support-River Forest	Revenues - Revenue	
491300.0000	Capital Contributions	Revenues - Revenue	
491350.0000	Contribution Revenue	Revenues - Revenue	
491401.0000	Transfer From General Fund	Revenues - Revenue	TRAN
491411.0000	Transfer Fr Tax Empt House Bnd	Revenues - Revenue	
491412.0000	Transfer Fr Cap Bldg Imp Fund	Revenues - Revenue	
491413.0000	Transfer From Tax Housing Bond	Revenues - Revenue	
491414.0000	Trans Fr Foreign Fire Ins Fund	Revenues - Revenue	TRAN
491420.0000	Trans Fr Com Dev Loan Fund	Revenues - Revenue	
491421.0000	Taxable Housing Bond Overhead	Revenues - Revenue	
491423.0000	Tax Expt Housing Bond Overhead	Revenues - Revenue	
491424.0000	Transfer From Rico Fund	Revenues - Revenue	TRAN
491425.0000	Transfer From Debt Service	Revenues - Revenue	TRAN
491426.0000	Trans Fr Self Ins Retention Fd	Revenues - Revenue	
491438.0000	Trans Fr Motor Fuel Tax Fund	Revenues - Revenue	TRAN
491440.0000	Transfer From Water Fund	Revenues - Revenue	TRAN

# ACCOUNT NUMBER LIST REPORT

ACCOUNT	DESCRIPTION	CATEGORY/TYPE	CLASSIFICATION
491450.0000	Transfer From Sewer Fund	Revenues - Revenue	
491455.0000	Transfer From Solid Waste Fund	Revenues - Revenue	TRAN
491460.0000	Transfer From Parking Fund	Revenues - Revenue	TRAN
491461.0000	Trans Fr Onstreet Parkng Fund	Revenues - Revenue	
491472.0000	Transfer Fr Madison Street TIF	Revenues - Revenue	
491483.0000	Transfer From CDBG	Revenues - Revenue	
491484.0000	Trans From Home Fund	Revenues - Revenue	
491486.0000	Transfer From SSA5	Revenues - Revenue	
491487.0000	Transfer From SSA6	Revenues - Revenue	TRAN
491490.0000	TRANSFER FROM ARP FUND	Revenues - Revenue	
491495.0000	Transfer From CIP Fund	Revenues - Revenue	TRAN
491498.0000	Transfer From Downtown TIF	Revenues - Revenue	TRAN
491499.0000	Transfer From Other Funds	Revenues - Revenue	TRAN
491500.0000	FUND BALANCE APPROPRIATION	Revenues - Revenue	
491501.0000	UNCOMPLETED PROJECTS FROM PRIOR YEAR	Revenues - Revenue	
493800.0000	Bond Proceeds	Revenues - Revenue	TAXES
493801.0000	Discount on Bonds Proceeds	Revenues - Revenue	TAXES
493802.0000	Premium on Bond Proceeds	Revenues - Revenue	TAXES
493803.0000	Line of Credit Proceeds	Revenues - Revenue	TAXES
493804.0000	CAPITAL LEASE PROCEEDS	Revenues - Revenue	TAXES
493805.0000	Loan Proceeds	Revenues - Revenue	INVEST
493806.0000	BOND ANTICIPATION NOTE REVENUE	Revenues - Revenue	
493807.0000	INSTALLMENT CONTRACT ISSUANCE	Revenues - Revenue	
493810.0000	IMET RECOVERY	Revenues - Revenue	INVEST

*(The remainder of this page has been intentionally left blank.)*

# ACCOUNT NUMBER LIST REPORT

ACCOUNT	DESCRIPTION	CATEGORY/TYPE	CLASSIFICATION
510501.0000	Regular Salaries	Expenditures - Expenditure	PERS
510502.0000	Merit Incentives	Expenditures - Expenditure	PERS
510503.0000	Overtime	Expenditures - Expenditure	PERS
510504.0000	ACTING OUT OF RANK	Expenditures - Expenditure	PERS
510505.0000	Badge Grant Overtime	Expenditures - Expenditure	PERS
510506.0000	Equip Allow (Auto,Phone,Tools)	Expenditures - Expenditure	BENE
510507.0000	ESTIMATED COLA INCREASES	Expenditures - Expenditure	
510508.0000	CTA Patrol Pay	Expenditures - Expenditure	PERS
510509.0000	Comp Time Payout	Expenditures - Expenditure	BENE
510510.0000	Sick Time Payout	Expenditures - Expenditure	BENE
510511.0000	Longevity	Expenditures - Expenditure	PERS
510512.0000	NON-UNION SALARY STUDY CONTINGENCY	Expenditures - Expenditure	
510513.0000	Intern Program	Expenditures - Expenditure	PERS
510514.0000	Court Time	Expenditures - Expenditure	PERS
510515.0000	Comp Time	Expenditures - Expenditure	PERS
510516.0000	FD 7G Pay	Expenditures - Expenditure	PERS
510517.0000	HAZARD PAY	Expenditures - Expenditure	
510518.0000	Seasonal Employees	Expenditures - Expenditure	PERS
510519.0000	Vacation Time Payout	Expenditures - Expenditure	BENE
510520.0000	Sick Time Payout	Expenditures - Expenditure	BENE
510521.0000	Holiday Pay	Expenditures - Expenditure	PERS
510522.0000	Payroll Exp Turnover Savings	Expenditures - Expenditure	PERS
510523.0000	HEALTH INSURANCE OFFSET	Expenditures - Expenditure	
510525.0000	HEALTH SALARY CONTRA ACCOUNT	Expenditures - Expenditure	PERS
510999.0000	Grant Admin. - Salaries	Expenditures - Expenditure	PERS
520505.0000	Tuition Reimbursement	Expenditures - Expenditure	BENE
520515.0000	Health Insurance Opt Out	Expenditures - Expenditure	BENE
520519.0000	HSA EMPLOYER CONTRIBUTION	Expenditures - Expenditure	BENE
520520.0000	Life Insurance Expense	Expenditures - Expenditure	BENE
520521.0000	Health Insurance Expense	Expenditures - Expenditure	BENE
520522.0000	Social Security Expense	Expenditures - Expenditure	BENE
520523.0000	Medicare Expense	Expenditures - Expenditure	BENE
520524.0000	Police Pension Contributions	Expenditures - Expenditure	BENE
520525.0000	Fire Pension Contributions	Expenditures - Expenditure	BENE
520526.0000	Dental Insurance Expense	Expenditures - Expenditure	BENE
520527.0000	IMRF Contributions	Expenditures - Expenditure	BENE
520528.0000	S125 Admin. Expenses	Expenditures - Expenditure	BENE
520529.0000	Change in IMRF NPO	Expenditures - Expenditure	BENE
520530.0000	Employer ICMA 401 Contribution	Expenditures - Expenditure	BENE
520531.0000	Employer ICMA 457 Contribution	Expenditures - Expenditure	BENE
520532.0000	SLEP Contributions	Expenditures - Expenditure	BENE
520533.0000	Change in IMRF NPL	Expenditures - Expenditure	BENE
520534.0000	DISTRIBUTIONS ICMA	Expenditures - Expenditure	
520535.0000	DISTRIBUTIONS NATIONWIDE	Expenditures - Expenditure	
520536.0000	DEPENDENT CARE FSA MATCH	Expenditures - Expenditure	
520537.0000	HSA EMPLOYER EXPENSE	Expenditures - Expenditure	
520658.0000	Pension Benefit Payments	Expenditures - Expenditure	BENE
520659.0000	Pension Refunds	Expenditures - Expenditure	BENE
520668.0000	Unempl Ins Payments	Expenditures - Expenditure	BENE
520674.0000	MET LIFE ACCIDENT INS EXPENSE	Expenditures - Expenditure	
520675.0000	MET LIFE CRITICAL ILLNESS INS EXPENSE	Expenditures - Expenditure	
520676.0000	MET LIFE HOSPITAL INS EXPENSE	Expenditures - Expenditure	
520677.0000	METLAW LEGAL INS EXPENSE	Expenditures - Expenditure	
520678.0000	WORKERS COMP SETTLEMENTS	Expenditures - Expenditure	BENE

# ACCOUNT NUMBER LIST REPORT

ACCOUNT	DESCRIPTION	CATEGORY/TYPE	CLASSIFICATION
520679.0000	WORKERS COMP TTD	Expenditures - Expenditure	
520680.0000	WORKERS COMP - OTHER	Expenditures - Expenditure	
520683.0000	HEALTH INSURANCE CLAIMS PAID	Expenditures - Expenditure	BENE
520684.0000	ALLIED FSA MED CONTRIBUTIONS PAID	Expenditures - Expenditure	
520685.0000	VISION INSURANCE PREMIUMS PAID	Expenditures - Expenditure	
520686.0000	AFLAC PREMIUMS PAID	Expenditures - Expenditure	BENE
520687.0000	LIFE INSURANCE PREMIUMS PAID	Expenditures - Expenditure	BENE
520688.0000	DENTAL INSURANCE PREMIUMS PAID	Expenditures - Expenditure	BENE
520689.0000	ALLIED FSA DEP CARE CONTRIBUTIONS PAID	Expenditures - Expenditure	
520690.0000	PPO Administrative Charges	Expenditures - Expenditure	BENE
520691.0000	PPO MSA Charges	Expenditures - Expenditure	BENE
520692.0000	PPO Access Fee	Expenditures - Expenditure	BENE
520693.0000	PPO Stop Loss Charges	Expenditures - Expenditure	BENE
520694.0000	HMO Health Claims	Expenditures - Expenditure	BENE
520695.0000	HMO Physician Services	Expenditures - Expenditure	BENE
520696.0000	HMO Administratives Charges	Expenditures - Expenditure	BENE
520697.0000	HMO Stop Loss Charges	Expenditures - Expenditure	BENE
520699.0000	Aggregate Stop Loss Premiums	Expenditures - Expenditure	BENE
520720.0000	Disabled FF Health Ins Exp	Expenditures - Expenditure	BENE
520900.0000	Change in NPO	Expenditures - Expenditure	BENE
520901.0000	Change in NPA	Expenditures - Expenditure	BENE
520999.0000	Grant Admin. - Benefits	Expenditures - Expenditure	BENE
530640.0000	FEES ICMA	Expenditures - Expenditure	
530641.0000	FEES NATIONWIDE	Expenditures - Expenditure	
530642.0000	Background Check	Expenditures - Expenditure	CONSERV
530643.0000	Technical Assistance	Expenditures - Expenditure	CONSERV
530644.0000	Adjudication Service Fees	Expenditures - Expenditure	CONSERV
530645.0000	Interpreter Services	Expenditures - Expenditure	CONSERV
530646.0000	PRE-EMPLOYMENT TESTING	Expenditures - Expenditure	CONSERV
530649.0000	Sales Tax Rebate	Expenditures - Expenditure	CONSERV
530650.0000	Conferences Training	Expenditures - Expenditure	CONSERV
530651.0000	Incentives	Expenditures - Expenditure	CONSERV
530652.0000	Training Services	Expenditures - Expenditure	CONSERV
530653.0000	Lab Fees	Expenditures - Expenditure	CONSERV
530654.0000	Collection Agency Expense	Expenditures - Expenditure	CONSERV
530656.0000	Grant Contractuals	Expenditures - Expenditure	CONSERV
530657.0000	Legal Fees	Expenditures - Expenditure	CONSERV
530658.0000	Temporary Services	Expenditures - Expenditure	CONSERV
530659.0000	Records Management	Expenditures - Expenditure	CONSERV
530660.0000	General Contractuals	Expenditures - Expenditure	CONSERV
530661.0000	Security Services	Expenditures - Expenditure	CONSERV
530662.0000	Boards Commissions Support	Expenditures - Expenditure	CONSERV
530663.0000	Citizen Commission	Expenditures - Expenditure	CONSERV
530664.0000	Dental Sealant Services	Expenditures - Expenditure	CONSERV
530666.0000	Closing Fees	Expenditures - Expenditure	CONSERV
530667.0000	External Support	Expenditures - Expenditure	CONSERV
530668.0000	ADP Payroll Services	Expenditures - Expenditure	CONSERV
530670.0000	Audit Service Fees	Expenditures - Expenditure	CONSERV
530671.0000	Investment Management Fees	Expenditures - Expenditure	CONSERV
530672.0000	Fund Custody Fees	Expenditures - Expenditure	CONSERV
530673.0000	IDOI Filing Fee	Expenditures - Expenditure	CONSERV
530674.0000	ADMINISTRATION FEES	Expenditures - Expenditure	
530675.0000	Bank Charges	Expenditures - Expenditure	CONSERV
530676.0000	Bank Loan Application Fees	Expenditures - Expenditure	CONSERV
530678.0000	Medical Fees	Expenditures - Expenditure	CONSERV

# ACCOUNT NUMBER LIST REPORT

ACCOUNT	DESCRIPTION	CATEGORY/TYPE	CLASSIFICATION
530679.0000	Legal Fees Workers Comp	Expenditures - Expenditure	CONSERV
530680.0000	Legal Fees Liability Claims	Expenditures - Expenditure	CONSERV
530681.0000	WSCDC Contract	Expenditures - Expenditure	CONSERV
530682.0000	Oak Park Transit Project	Expenditures - Expenditure	CONSERV
530684.0000	Oak Park Park District	Expenditures - Expenditure	CONSERV
530687.0000	Township Interventionist Prg	Expenditures - Expenditure	CONSERV
530688.0000	Senior Citizen Taxi Program	Expenditures - Expenditure	CONSERV
530689.0000	Oak Park Reg Housing Center	Expenditures - Expenditure	CONSERV
530690.0000	OPDC Administration	Expenditures - Expenditure	CONSERV
530691.0000	OPDC Rehab Loan Program	Expenditures - Expenditure	CONSERV
530692.0000	OPDC Interest Subsidy	Expenditures - Expenditure	CONSERV
530693.0000	Hemingway Foundation Support	Expenditures - Expenditure	CONSERV
530694.0000	GOVERNMENT ACTIVITIES	Expenditures - Expenditure	OTH
530695.0000	ALTERNATIVE RESPONSE PILOT PROGRAM	Expenditures - Expenditure	
530696.0000	CRISIS RESPONSE	Expenditures - Expenditure	
530697.0000	Grateful House Subsidy	Expenditures - Expenditure	CONSERV
530698.0000	SD97 Program Assistance	Expenditures - Expenditure	CONSERV
530700.0000	Early Childhood Dev Prog	Expenditures - Expenditure	CONSERV
530730.0000	Automation Security	Expenditures - Expenditure	CONSERV
530804.0000	Bond Paying Agent Fees	Expenditures - Expenditure	CONSERV
530805.0000	Bond Issuance Fees	Expenditures - Expenditure	CONSERV
530806.0000	Capitalize Issuance Costs	Expenditures - Expenditure	CONSERV
530810.0000	Pymt to Bond Escrow Agt Other	Expenditures - Expenditure	CONSERV
530850.0000	Barrie Park Expenses	Expenditures - Expenditure	CONSERV
530851.0000	Crossing Guard Sharing Program	Expenditures - Expenditure	CONSERV
530852.0000	Village Hall Space Plan Conslt	Expenditures - Expenditure	CONSERV
530853.0000	Eisenhower Study Costs	Expenditures - Expenditure	CONSERV
540653.0000	BPS Property Repairs	Expenditures - Expenditure	CONSERV
540654.0000	Custodial Services	Expenditures - Expenditure	CONSERV
540655.0000	Garage Maintenance	Expenditures - Expenditure	CONSERV
540656.0000	Pest Control - Exterminators	Expenditures - Expenditure	CONSERV
540657.0000	Property Taxes on Leased Lots	Expenditures - Expenditure	CONSERV
540658.0000	Property Taxes Expense	Expenditures - Expenditure	CONSERV
540659.0000	Lease Payments	Expenditures - Expenditure	CONSERV
540660.0000	Emergency Services (bps)	Expenditures - Expenditure	CONSERV
540661.0000	Cook County Parking Tax Exp	Expenditures - Expenditure	CONSERV
540668.0000	BUSINESS DISTRICT OUTDOOR DINING	Expenditures - Expenditure	
540669.0000	Rent Expense	Expenditures - Expenditure	CONSERV
540673.0000	Building Maintenance	Expenditures - Expenditure	CONSERV
540674.0000	Property Repair	Expenditures - Expenditure	CONSERV
540675.0000	Vehicle Repairs	Expenditures - Expenditure	CONSERV
540689.0000	Cable Television	Expenditures - Expenditure	CONSERV
540690.0000	Telecommunication Charges	Expenditures - Expenditure	CONSERV
540691.0000	Water Charges	Expenditures - Expenditure	CONSERV
540692.0000	Electricity	Expenditures - Expenditure	CONSERV
540693.0000	Natural Gas	Expenditures - Expenditure	CONSERV
540694.0000	Public Works Disposal Costs	Expenditures - Expenditure	CONSERV
540695.0000	Refuse Disposal	Expenditures - Expenditure	CONSERV
540696.0000	Public Works Hauling Costs	Expenditures - Expenditure	CONSERV
540698.0000	Computer Supplies	Expenditures - Expenditure	SUP
540699.0000	Hardware Maintenance	Expenditures - Expenditure	CONSERV
540706.0000	Property Expense	Expenditures - Expenditure	CONSERV
540707.0000	Lot Rental Reimbursement	Expenditures - Expenditure	CONSERV
550601.0000	Printing	Expenditures - Expenditure	SUP
550602.0000	Membership Dues	Expenditures - Expenditure	SUP

# ACCOUNT NUMBER LIST REPORT

ACCOUNT	DESCRIPTION	CATEGORY/TYPE	CLASSIFICATION
550603.0000	Postage	Expenditures - Expenditure	SUP
550604.0000	Freight & Shipping Expense	Expenditures - Expenditure	SUP
550605.0000	Travel & Mileage Reimbursement	Expenditures - Expenditure	SUP
550606.0000	Books & Subscriptions	Expenditures - Expenditure	SUP
550607.0000	VILLAGE/CHAMBER HOLIDAY GIFT GUIDE	Expenditures - Expenditure	
550608.0000	BUSINESS VACANCY PROGRAM	Expenditures - Expenditure	
550609.0000	BUSINESS INCUBATOR PROGRAM	Expenditures - Expenditure	
550610.0000	NOURISHMENT	Expenditures - Expenditure	
550611.0000	TRANSPORTATION	Expenditures - Expenditure	
550612.0000	TRANSLATION SERVICES	Expenditures - Expenditure	
550613.0000	ASYLUM SEEKER RELOCATION	Expenditures - Expenditure	
550614.0000	WRAP-AROUND SERVICES	Expenditures - Expenditure	
550615.0000	HOUSING	Expenditures - Expenditure	
550616.0000	REFUSE REMOVAL	Expenditures - Expenditure	
550620.0000	SHOP LOCAL PROMOTION	Expenditures - Expenditure	
550632.0000	Laundry Service	Expenditures - Expenditure	SUP
550652.0000	Legal Postings and Doc. Fees	Expenditures - Expenditure	SUP
550656.0000	Miscellaneous Expense	Expenditures - Expenditure	SUP
550663.0000	Software License Updates	Expenditures - Expenditure	SUP
550666.0000	Public Information Promotions	Expenditures - Expenditure	SUP
550671.0000	Office Machine Service	Expenditures - Expenditure	SUP
550672.0000	Telephone Maintenance	Expenditures - Expenditure	SUP
550673.0000	Repairs	Expenditures - Expenditure	SUP
550681.0000	Insurance Premiums	Expenditures - Expenditure	SUP
550683.0000	Tree Trimming	Expenditures - Expenditure	SUP
550684.0000	Parkway Tree Removal	Expenditures - Expenditure	SUP
550685.0000	Stump Removal	Expenditures - Expenditure	SUP
550686.0000	Private DED Removal	Expenditures - Expenditure	SUP
550688.0000	Landscaping	Expenditures - Expenditure	SUP
550689.0000	Operational Mainten Support	Expenditures - Expenditure	SUP
550690.0000	Public Art	Expenditures - Expenditure	SUP
550692.0000	Leaf Pick Up Contract	Expenditures - Expenditure	SUP
550693.0000	Contractual Hauling Costs	Expenditures - Expenditure	SUP
550694.0000	Contractual Disposal Costs	Expenditures - Expenditure	SUP
550695.0000	Refuse Disposal	Expenditures - Expenditure	SUP
550697.0000	Contractual Towing & Plowing	Expenditures - Expenditure	SUP
550698.0000	Moving Expenses	Expenditures - Expenditure	SUP
550699.0000	Snow Removal	Expenditures - Expenditure	SUP
550700.0000	ISearch	Expenditures - Expenditure	SUP
550701.0000	Tobacco Grant Expenditures	Expenditures - Expenditure	SUP
550702.0000	Community Policing	Expenditures - Expenditure	SUP
550703.0000	Bullying Grant Expense	Expenditures - Expenditure	SUP
550705.0000	Ammunition and Guns	Expenditures - Expenditure	SUP
560615.0000	Stock Supplies Inventory	Expenditures - Expenditure	SUP
560616.0000	Toner Cartridges	Expenditures - Expenditure	SUP
560617.0000	Paper Supply	Expenditures - Expenditure	SUP
560620.0000	Office Supplies	Expenditures - Expenditure	SUP
560621.0000	INDIRECT COSTS	Expenditures - Expenditure	OTH
560623.0000	Cleaning Supplies	Expenditures - Expenditure	SUP
560624.0000	Smoke Detectors	Expenditures - Expenditure	SUP
560625.0000	Clothing	Expenditures - Expenditure	SUP
560626.0000	Medical Supplies	Expenditures - Expenditure	SUP
560627.0000	Building Materials	Expenditures - Expenditure	SUP
560628.0000	Lab Supplies	Expenditures - Expenditure	SUP
560629.0000	Landscaping Supplies	Expenditures - Expenditure	SUP

# ACCOUNT NUMBER LIST REPORT

ACCOUNT	DESCRIPTION	CATEGORY/TYPE	CLASSIFICATION
560630.0000	Small Tools	Expenditures - Expenditure	SUP
560631.0000	OPERATIONAL SUPPLIES	Expenditures - Expenditure	SUP
560632.0000	Uniform Laundry Service	Expenditures - Expenditure	SUP
560633.0000	Roadway Maintenance	Expenditures - Expenditure	SUP
560634.0000	Sign Replacement	Expenditures - Expenditure	SUP
560635.0000	Chemicals	Expenditures - Expenditure	SUP
560636.0000	Fuel	Expenditures - Expenditure	SUP
560637.0000	Vehicle Equipment Parts	Expenditures - Expenditure	SUP
560638.0000	Special Events	Expenditures - Expenditure	SUP
560639.0000	Advertising	Expenditures - Expenditure	SUP
560640.0000	Resale Merchandise	Expenditures - Expenditure	SUP
560641.0000	Marketing Supplies	Expenditures - Expenditure	SUP
560642.0000	Basketball Camp Expenses	Expenditures - Expenditure	SUP
560643.0000	Food - Wellness Snacks	Expenditures - Expenditure	SUP
560644.0000	Lubricants	Expenditures - Expenditure	SUP
560645.0000	SNAP/LINK PAYMENTS	Expenditures - Expenditure	
560650.0000	Volunteer Recog Recruitment	Expenditures - Expenditure	SUP
560651.0000	Employees Awards Recognition	Expenditures - Expenditure	SUP
560652.0000	Employee Physicals	Expenditures - Expenditure	SUP
560655.0000	Reimbursements	Expenditures - Expenditure	SUP
560656.0000	Reimbursed Damages	Expenditures - Expenditure	SUP
560657.0000	REFUNDS TO TAXPAYERS	Expenditures - Expenditure	
560658.0000	RETENTION EXPENSES	Expenditures - Expenditure	
560670.0000	Equipment Rental	Expenditures - Expenditure	SUP
560690.0000	Contingency	Expenditures - Expenditure	SUP
560691.0000	City Of Chicago Water Expense	Expenditures - Expenditure	SUP
560730.0000	Reference Material	Expenditures - Expenditure	SUP
570122.0000	Ceiling Removal Replacement	Expenditures - Expenditure	CAPITAL
570123.0000	Police UPS System	Expenditures - Expenditure	CAPITAL
570125.0000	Public Works Facility	Expenditures - Expenditure	CAPITAL
570128.0000	Courtyard Improvements	Expenditures - Expenditure	CAPITAL
570132.0000	Animal Control Facility	Expenditures - Expenditure	CAPITAL
570290.0000	WAN Equipment	Expenditures - Expenditure	CAPITAL
570292.0000	Telephone System Equipment	Expenditures - Expenditure	CAPITAL
570294.0000	Printers	Expenditures - Expenditure	CAPITAL
570661.0000	Badge Grant Expenditures	Expenditures - Expenditure	CAPITAL
570662.0000	Police Equipment	Expenditures - Expenditure	CAPITAL
570665.0000	CENSUS EXPENSES	Expenditures - Expenditure	
570666.0000	Grant Related Equipment	Expenditures - Expenditure	CAPITAL
570667.0000	Grant Expenses	Expenditures - Expenditure	CAPITAL
570668.0000	ENERGY EFFICIENCY GRANT PROGRAMS	Expenditures - Expenditure	GRNTS
570669.0000	DE MINIMIS RATE 10% INDIRECT COST	Expenditures - Expenditure	
570670.0000	Edw.Bryne Grant Expenditures	Expenditures - Expenditure	CAPITAL
570671.0000	Police MDC Equip Grant Expense	Expenditures - Expenditure	CAPITAL
570698.0000	Economic Development Initiativ	Expenditures - Expenditure	CAPITAL
570703.0000	Infrastructure Inventory	Expenditures - Expenditure	CAPITAL
570704.0000	Property Acquisition	Expenditures - Expenditure	CAPITAL
570705.0000	Building Improvements	Expenditures - Expenditure	CAPITAL
570706.0000	Project Engineering	Expenditures - Expenditure	CAPITAL
570707.0000	Capital Improvements	Expenditures - Expenditure	CAPITAL
570709.0000	Parking Garage Improvements	Expenditures - Expenditure	CAPITAL
570710.0000	Equipment	Expenditures - Expenditure	CAPITAL
570711.0000	Software	Expenditures - Expenditure	CAPITAL
570720.0000	Computer Equipment	Expenditures - Expenditure	CAPITAL
570725.0000	Office Equipment	Expenditures - Expenditure	CAPITAL

# ACCOUNT NUMBER LIST REPORT

ACCOUNT	DESCRIPTION	CATEGORY/TYPE	CLASSIFICATION
570740.0000	Facilities Furnishings	Expenditures - Expenditure	CAPITAL
570750.0000	Vehicles	Expenditures - Expenditure	CAPITAL
570751.0000	Capital Lease Interest Expense	Expenditures - Expenditure	CAPITAL
570752.0000	Capital Lease Principal	Expenditures - Expenditure	CAPITAL
570815.0000	Storage Expansion	Expenditures - Expenditure	CAPITAL
570850.0000	ON-SITE COMMUNITY SOLAR	Expenditures - Expenditure	
570851.0000	SUSTAINABLE VOP PROJETCS	Expenditures - Expenditure	
570852.0000	BUILDING ENERGY USE & RESILIENCY	Expenditures - Expenditure	CAPITAL
570853.0000	TRANSPORTATION - CLIMATE READY	Expenditures - Expenditure	CAPITAL
570854.0000	CLIMATE RESILIENCE - NEIGHBORHOOD SCALE	Expenditures - Expenditure	CAPITAL
570855.0000	COMMUNITY HEALTH & ENVIRONMENTAL QUALIT	Expenditures - Expenditure	CAPITAL
570856.0000	SUSTAINABLE ECONOMIC DEVELOPMENT	Expenditures - Expenditure	CAPITAL
570857.0000	HEALTHY & SUSTAINABLE FOOD	Expenditures - Expenditure	CAPITAL
570858.0000	WASTE REDUCTION	Expenditures - Expenditure	CAPITAL
570859.0000	PARKS, PLANTS, AND BIODIVERSITY	Expenditures - Expenditure	CAPITAL
570860.0000	CLIMATE PLAN ADMINISTRATION	Expenditures - Expenditure	CAPITAL
570949.0000	CAPITAL OUTLAY - INSTALLMENT CONTRACT	Expenditures - Expenditure	
570950.0000	SPEED BUMP CONSTRUCTION	Expenditures - Expenditure	
570951.0000	Local Street Construction	Expenditures - Expenditure	CAPITAL
570952.0000	Downtown TIF St Improvements	Expenditures - Expenditure	CAPITAL
570953.0000	Sidewalk Improvements	Expenditures - Expenditure	CAPITAL
570954.0000	Street Lighting Improvements	Expenditures - Expenditure	CAPITAL
570955.0000	Traffic Calming Improvements	Expenditures - Expenditure	CAPITAL
570956.0000	Gateway Signage	Expenditures - Expenditure	CAPITAL
570957.0000	Tree Replacement	Expenditures - Expenditure	CAPITAL
570958.0000	Street Furnishings	Expenditures - Expenditure	CAPITAL
570959.0000	Streetscaping	Expenditures - Expenditure	CAPITAL
570962.0000	Bicycle Racks	Expenditures - Expenditure	CAPITAL
570963.0000	Landscape Improvements	Expenditures - Expenditure	CAPITAL
570964.0000	Alley Improvements	Expenditures - Expenditure	CAPITAL
570965.0000	SSA Improvements	Expenditures - Expenditure	CAPITAL
570966.0000	Traffic Signals	Expenditures - Expenditure	CAPITAL
570967.0000	Bicycle Plan Improvements	Expenditures - Expenditure	CAPITAL
570969.0000	Catalyst Projects	Expenditures - Expenditure	CAPITAL
570971.0000	Traffic Signal Management	Expenditures - Expenditure	CAPITAL
570972.0000	Viaducts	Expenditures - Expenditure	CAPITAL
570973.0000	School Crossing	Expenditures - Expenditure	CAPITAL
570974.0000	Microsurfacing	Expenditures - Expenditure	CAPITAL
570975.0000	Engineering	Expenditures - Expenditure	CAPITAL
570975.3095	Engineering	Expenditures - Expenditure	CAPITAL
570976.0000	North Ave Gateway Project	Expenditures - Expenditure	CAPITAL
570977.0000	PAVEMENT PRESERVATION TREATMENT	Expenditures - Expenditure	
580599.0000	Legal Settlements - General	Expenditures - Expenditure	CONSERV
580679.0000	Liability Claims	Expenditures - Expenditure	CONSERV
580680.0000	Tax Agency Distribution	Expenditures - Expenditure	DEBT
580699.0000	Health Grant Exp Reclasses	Expenditures - Expenditure	OTH
580699.1001	Health Grant Exp Reclasses	Expenditures - Expenditure	OTH
580699.2170	Health Grant Exp Reclasses	Expenditures - Expenditure	OTH
580700.0000	Bad Debt Expense	Expenditures - Expenditure	NONCASH
580894.0000	INSTALLMENT CONTRACT ISSUANCE	Expenditures - Expenditure	
580895.0000	Capitalize Loss on Refunding	Expenditures - Expenditure	NONCASH
580896.0000	Capitalize Premium	Expenditures - Expenditure	NONCASH
580897.0000	Amortization of Bond Issuance	Expenditures - Expenditure	NONCASH
580898.0000	Amortization	Expenditures - Expenditure	NONCASH
580899.0000	Depreciation Expense	Expenditures - Expenditure	NONCASH



# ACCOUNT NUMBER LIST REPORT

ACCOUNT	DESCRIPTION	CATEGORY/TYPE	CLASSIFICATION
580900.0000	Asset Additions	Expenditures - Expenditure	OTH
580901.0000	Change in Pollut Remed Obligat	Expenditures - Expenditure	OTH
580999.0000	Less Fixed Assets Capitalized	Expenditures - Expenditure	NONCASH
581801.0000	Bond Principal Payment	Expenditures - Expenditure	DEBT
581802.0000	Bond Interest Expense	Expenditures - Expenditure	DEBT
581803.0000	Line of Credit Repayment	Expenditures - Expenditure	DEBT
581804.0000	Penalties & Late Fees	Expenditures - Expenditure	DEBT
581805.0000	Forgiveness of Receivables	Expenditures - Expenditure	DEBT
581806.0000	Letter of Credit Interest Exp.	Expenditures - Expenditure	DEBT
581807.0000	Loan Principal	Expenditures - Expenditure	DEBT
581808.0000	Loan Interest Expense	Expenditures - Expenditure	DEBT
582100.0000	Loss on Investments	Expenditures - Expenditure	NONCASH
582101.0000	Loss on Land Held for Resale	Expenditures - Expenditure	NONCASH
583600.0000	WAY BACK INN FACILITIES IMPROVEMENT	Expenditures - Expenditure	
583601.0000	Rebate Program	Expenditures - Expenditure	OTH
583602.0000	VOP Administration	Expenditures - Expenditure	GRNTS
583603.0000	HPRP WS PADS Admin Costs	Expenditures - Expenditure	GRNTS
583604.0000	AFRICAN AMERICAN CHRISTIAN FOUNDATION	Expenditures - Expenditure	GRNTS
583605.0000	WAY BACK INN	Expenditures - Expenditure	GRNTS
583606.0000	VOP COUNCIL CHAMBER ADA ELEVATOR	Expenditures - Expenditure	GRNTS
583607.0000	S108 LOAN DISBURSEMENTS	Expenditures - Expenditure	GRNTS
583608.0000	OP REGIONAL HOUSING CTR - FAIR HOUSING	Expenditures - Expenditure	GRNTS
583609.0000	CARES HOUSING ASSISTANCE	Expenditures - Expenditure	GRNTS
583610.0000	CARES BUSINESS ASSISTANCE	Expenditures - Expenditure	GRNTS
583611.0000	CARES PUBLIC SERVICES ASSISTANCE	Expenditures - Expenditure	GRNTS
583612.0000	Res Corp Rehabilitation	Expenditures - Expenditure	GRNTS
583613.0000	Housing Authority-Austin Acqui	Expenditures - Expenditure	GRNTS
583614.0000	Catholic Charities-Accolade	Expenditures - Expenditure	GRNTS
583615.0000	AACF	Expenditures - Expenditure	GRNTS
583616.0000	IWS CHILDREN'S CLINIC	Expenditures - Expenditure	GRNTS
583617.0000	Community Support Services	Expenditures - Expenditure	GRNTS
583618.0000	BEYOND HUNGER (OPRF FOOD PANTRY)	Expenditures - Expenditure	GRNTS
583619.0000	DAY NURSERY	Expenditures - Expenditure	
583620.0000	Accolade Adult Day Care	Expenditures - Expenditure	GRNTS
583621.0000	THRIVE	Expenditures - Expenditure	
583622.0000	N.A.M.I. METRO SUBURBAN	Expenditures - Expenditure	GRNTS
583623.0000	OPRF Day Nursery	Expenditures - Expenditure	GRNTS
583624.0000	OAK-LEYDEN DEVELOPMENTAL SERVICES	Expenditures - Expenditure	GRNTS
583625.0000	UCP SEGUIN OF GREATER CHICAGO	Expenditures - Expenditure	GRNTS
583626.0000	West Cook YMCA	Expenditures - Expenditure	GRNTS
583627.0000	PCC Comm Wellness Cntr Rehab	Expenditures - Expenditure	GRNTS
583628.0000	NEW MOMS	Expenditures - Expenditure	GRNTS
583629.0000	CARES ADMINISTRATION/IMPLEMENTATION	Expenditures - Expenditure	GRNTS
583630.0000	VOP Health Department	Expenditures - Expenditure	GRNTS
583631.0000	NORTH AVE OP AREA ARTS COUNCIL GRANT	Expenditures - Expenditure	
583632.0000	Parenthesis-Parenteen	Expenditures - Expenditure	GRNTS
583633.0000	Community Response	Expenditures - Expenditure	GRNTS
583634.0000	PARK DISTRICT OF OAK PARK GRANT	Expenditures - Expenditure	
583635.0000	VOP Nebrhood Svc Prop Maint	Expenditures - Expenditure	GRNTS
583636.0000	COLLABORATION FOR EARLY CHILDHOOD GRANT	Expenditures - Expenditure	
583637.0000	HEPHZIBAH CHILDREN'S ASSOCIATION	Expenditures - Expenditure	
583638.0000	WONDERWORKS CHILDREN'S MUSEUM OP GRANT	Expenditures - Expenditure	
583639.0000	VISIT OAK PARK GRANT	Expenditures - Expenditure	
583640.0000	HEPHZIBAH CHILDREN'S ASSOCIATION	Expenditures - Expenditure	GRNTS
583641.0000	FRANK LLOYD WRIGHT TRUST GRANT	Expenditures - Expenditure	

# ACCOUNT NUMBER LIST REPORT

ACCOUNT	DESCRIPTION	CATEGORY/TYPE	CLASSIFICATION
583642.0000	ERNEST HEMINGWAY FOUNDATION GRANT	Expenditures - Expenditure	
583643.0000	UNITY TEMPLE RESTORATION FOUNDATION	Expenditures - Expenditure	
583644.0000	OAK PARK AREA ARTS COUNCIL GRANT	Expenditures - Expenditure	
583645.0000	DAY CARE BUSINESS ASSISTANCE GRANTS	Expenditures - Expenditure	
583646.0000	HOUSING FORWARD EMERGENCY SHELTER	Expenditures - Expenditure	
583647.0000	IPLAN IMPLEMENTATION	Expenditures - Expenditure	
583648.0000	COMMUNITY SAFETY STUDY RMS/CAD	Expenditures - Expenditure	
583649.0000	DEI INITIATIVES-RACIAL EQUITY ASSESSMENT	Expenditures - Expenditure	
583650.0000	THE HISTORICAL SOCIETY OF OP & RF GRANT	Expenditures - Expenditure	
583651.0000	VOP PW INFRA - STREET RESURFACING	Expenditures - Expenditure	GRNTS
583652.0000	Capital Improvement Program	Expenditures - Expenditure	GRNTS
583653.0000	PUBLIC RESTROOMS	Expenditures - Expenditure	
583654.0000	VOP PW Sidewalks II	Expenditures - Expenditure	GRNTS
583655.0000	LEAD WATER PRIVATE SERVICE REPLACEMENT	Expenditures - Expenditure	CAPITAL
583656.0000	VOP PW INFRA - ADA SIDEWALKS	Expenditures - Expenditure	GRNTS
583657.0000	VOP PW Infra - Alleys	Expenditures - Expenditure	GRNTS
583658.0000	VOP PW - WSM/Street	Expenditures - Expenditure	GRNTS
583659.0000	VOP PW Infra. - Water&Sewer	Expenditures - Expenditure	GRNTS
583660.0000	OAK PARK REGIONAL HOUSING CENTER	Expenditures - Expenditure	GRNTS
583661.0000	Parenthesis	Expenditures - Expenditure	GRNTS
583662.0000	Family Services	Expenditures - Expenditure	GRNTS
583663.0000	Vital Bridges	Expenditures - Expenditure	GRNTS
583664.0000	Community Care Options	Expenditures - Expenditure	GRNTS
583665.0000	WEST COOK YMCA HEALTH FELLOW	Expenditures - Expenditure	GRNTS
583666.0000	Community Support Services	Expenditures - Expenditure	GRNTS
583668.0000	BUSINESS COVID-19 COMPLIANCE GRANTS	Expenditures - Expenditure	GRNTS
583669.0000	DEI INITIATIVES-IMPLEMENTATION	Expenditures - Expenditure	
583670.0000	AFFORDABLE HOUSING	Expenditures - Expenditure	GRNTS
583671.0000	HOUSING FORWARD WRIGHT INN RENOV & REDE	Expenditures - Expenditure	GRNTS
583672.0000	NON-PROFIT ORGANIZATIONS PPE ASSISTANCE	Expenditures - Expenditure	GRNTS
583673.0000	SMALL BUSINESS PPE ASSISTANCE	Expenditures - Expenditure	GRNTS
583674.0000	RENT OR MORTGAGE ASSISTANCE GRANT	Expenditures - Expenditure	GRNTS
583675.0000	HOUSING FORWARD	Expenditures - Expenditure	GRNTS
583676.0000	HOUSING FWD - PLANNING & ADMIN	Expenditures - Expenditure	
583678.0000	Housing Fwd -Employ Readiness	Expenditures - Expenditure	GRNTS
583679.0000	Catholic Charities Grove Apts	Expenditures - Expenditure	GRNTS
583680.0000	HOUSING FORWARD - INTERIM HOUSING	Expenditures - Expenditure	GRNTS
583681.0000	SARAH'S INN	Expenditures - Expenditure	GRNTS
583682.0000	OAK PARK HOUSING AUTHORITY	Expenditures - Expenditure	
583683.0000	OPDC Gateway	Expenditures - Expenditure	GRNTS
583684.0000	OPDC Commercial Rehab	Expenditures - Expenditure	GRNTS
583685.0000	The Volunteer Center	Expenditures - Expenditure	GRNTS
583686.0000	Infant Welfare League	Expenditures - Expenditure	GRNTS
583687.0000	Vital Bridges Esg	Expenditures - Expenditure	GRNTS
583688.0000	OUR FUTURE READS	Expenditures - Expenditure	
583689.0000	Y.E.M.B.A.	Expenditures - Expenditure	
583690.0000	Y.E.M.B.A. PUBLIC FACILITY IMPROVEMENTS	Expenditures - Expenditure	
583691.0000	CDBG AMBULANCE	Expenditures - Expenditure	
583692.0000	Senior Citizens Center	Expenditures - Expenditure	GRNTS
583693.0000	PACTT LEARNING CENTER	Expenditures - Expenditure	
583694.0000	Fascade Grants - OPDC	Expenditures - Expenditure	GRNTS
583695.0000	OPDC - Contingent liability	Expenditures - Expenditure	GRNTS
583697.0000	SECTION 108 UNDERWRITING CONSULT	Expenditures - Expenditure	GRNTS
583701.0000	ESG Hsg Fwd-Rapid Rehousing	Expenditures - Expenditure	GRNTS
583702.0000	ESG Hsg Fwd-Emergency Shel	Expenditures - Expenditure	GRNTS

# ACCOUNT NUMBER LIST REPORT

ACCOUNT	DESCRIPTION	CATEGORY/TYPE	CLASSIFICATION
583703.0000	ESG Catholic Char-Homeless	Expenditures - Expenditure	GRNTS
583704.0000	ESG Hsg Fwd-Homeless Prev	Expenditures - Expenditure	GRNTS
583705.0000	ESG Hsg Fwd-Street Outreach	Expenditures - Expenditure	GRNTS
583706.0000	ESG WS PADS-HMIS	Expenditures - Expenditure	GRNTS
583707.0000	ESG - HMIS	Expenditures - Expenditure	GRNTS
585610.0000	Housing Rehabilitation	Expenditures - Expenditure	GRNTS
585611.0000	VOP LEAD HAZARD REHABILITATION	Expenditures - Expenditure	GRNTS
585612.0000	VOP Hsnt Prog Lead Haz Red	Expenditures - Expenditure	GRNTS
585613.0000	VOPHP Sg FamHousing Rehab Loan	Expenditures - Expenditure	GRNTS
585614.0000	Barrie Park Buy Out Expenses	Expenditures - Expenditure	GRNTS
585615.0000	Lead Consulting Services	Expenditures - Expenditure	GRNTS
585616.0000	Relocation Expenses	Expenditures - Expenditure	GRNTS
585617.0000	VOP HP Small Rental Rehab	Expenditures - Expenditure	GRNTS
585618.0000	NORTH WEST HOUSING PARTNERSHIP	Expenditures - Expenditure	GRNTS
585619.0000	Barrie Park Expenses	Expenditures - Expenditure	GRNTS
585620.0000	HOUSING FORWARD WRAP	Expenditures - Expenditure	
585621.0000	HEPHZIBAH - FACILITY IMPROVEMENT	Expenditures - Expenditure	
585622.0000	THRIVE COUNSELING CENTER - FACILITY IMPR	Expenditures - Expenditure	
585623.0000	IWS CHILDREN'S CLINIC - FACILITY IMPROV	Expenditures - Expenditure	
585624.0000	EASTERSEALS	Expenditures - Expenditure	
585625.0000	HEMINGWAY GRANT PROGRAMS	Expenditures - Expenditure	
585651.0000	Retail Rehab Grant Programs	Expenditures - Expenditure	GRNTS
585652.0000	Operating Subsidies	Expenditures - Expenditure	GRNTS
585653.0000	Rental Reimbursements	Expenditures - Expenditure	GRNTS
585655.0000	Garage Grant Program	Expenditures - Expenditure	GRNTS
585656.0000	OPRF CHAMBER OF COMMERCE SUBSIDY	Expenditures - Expenditure	
585660.0000	Oak Park Housing Center Sub	Expenditures - Expenditure	GRNTS
585661.0000	Rescorp Line Of Credit	Expenditures - Expenditure	GRNTS
585663.0000	PUBLIC HEALTH COVID-19 CONTINGENCY	Expenditures - Expenditure	OTH
585664.0000	Public Contributions	Expenditures - Expenditure	GRNTS
585853.0000	Diversity Assurance Prg Pre-07	Expenditures - Expenditure	GRNTS
591256.0000	Meeting Expenses	Expenditures - Expenditure	CONSERV
591800.0000	TRANSFER TO FA MODULE	Expenditures - Expenditure	TRANS
591801.0000	Transfer To General Fund	Expenditures - Expenditure	TRANS
591802.0000	TRANSFER TO COLT WESTGATE FUND	Expenditures - Expenditure	TRANS
591812.0000	Transfer To Capital Bldg Impr	Expenditures - Expenditure	TRANS
591822.0000	Transfer To Pension	Expenditures - Expenditure	TRANS
591825.0000	Transfer To Debt Service Fund	Expenditures - Expenditure	TRANS
591826.0000	Transfer To Sir Fund	Expenditures - Expenditure	TRANS
591828.0000	Transfer To Empl Hlth Ins Fund	Expenditures - Expenditure	TRANS
591829.0000	Transfer To Equip Repl	Expenditures - Expenditure	TRANS
591832.0000	Transfer To Fleet Replacement	Expenditures - Expenditure	TRANS
591833.0000	Transfer To E911 Fund	Expenditures - Expenditure	TRANS
591840.0000	Transfer To Water	Expenditures - Expenditure	TRANS
591854.0000	Transfer To Op Public Library	Expenditures - Expenditure	TRANS
591855.0000	Transfer To Env. Srvc. Fund	Expenditures - Expenditure	TRANS
591860.0000	Transfer To Parking	Expenditures - Expenditure	TRANS
591890.0000	Transfer To Other Funds	Expenditures - Expenditure	TRANS
591895.0000	Transfer To Cip Fund	Expenditures - Expenditure	TRANS
591896.0000	Payment To Escrow Agent	Expenditures - Expenditure	DEBT
592000.0000	Mortuary Services	Expenditures - Expenditure	OTH
592111.0000	Employee Assistance Program	Expenditures - Expenditure	OTH

VILLAGE OF OAK PARK, ILLINOIS

ASSESSED VALUE AND ACTUAL VALUE OF TAXABLE PROPERTY

Last Ten Levy Years

Levy Year	Residential Property	Commercial Property	Industrial Property	Railroad Property	Less: Tax-Exempt Property	Total Taxable Assessed Value	Total Direct Tax Rate	Estimated Actual Taxable Value	Estimated Actual Taxable Value
2012	1,268,623,126	152,355,629	48,602,242	581,655	-	1,470,162,652	1.563	4,410,487,956	33.333%
2013	1,177,616,951	147,197,290	43,727,696	674,123	-	1,369,216,060	1.799	4,107,648,180	33.333%
2014	1,245,449,945	130,674,617	6,194,369	686,942	-	1,383,005,873	1.841	4,149,017,619	33.333%
2015	1,199,866,188	127,872,693	5,900,388	802,244	-	1,334,441,513	2.062	4,003,324,539	33.333%
2016	1,246,938,421	132,519,945	6,391,541	803,610	-	1,386,653,517	2.257	4,159,960,551	33.333%
2017	1,500,233,150	148,386,046	6,349,852	807,105	-	1,655,776,153	1.996	4,967,328,459	33.333%
2018	1,437,736,326	147,481,387	6,425,790	862,773	-	1,592,506,276	2.137	4,777,518,828	33.333%
2019	1,473,432,236	211,679,487	6,395,649	964,045	-	1,692,471,417	2.071	5,077,414,251	33.333%
2020	1,761,316,839	259,336,341	7,018,010	1,010,788	-	2,028,681,978	1.780	6,086,045,934	33.333%
2021	1,624,877,193	238,164,665	6,097,094	1,010,788	-	1,870,149,740	1.989	5,610,449,220	33.333%
2022	1,589,850,516	233,447,501	6,096,316	1,251,720	-	1,830,646,053	2.032	5,491,938,159	33.333%
2023	2,066,840,410	286,711,469	6,917,493	1,388,116	-	2,361,857,488	1.622	7,085,572,464	33.333%

Data Source

Office of the County Clerk

Note : Property in the Village is reassessed each year. Property is assessed at 33% of actual value.

## Village of Oak Park Pension Funding Summary

Qualifying Village employees participate in one of the following three pension plans, depending on the position:

- 1) Illinois Municipal Retirement Fund (IMRF)
- 2) Police Pension
- 3) Firefighters' Pension

All three plans are governed under the Illinois Compiled Statutes. Both the Police and Firefighters' pensions are considered single - employer plans, while IMRF is structured as an agent multiple-employer plan. The single employer plans for eligible sworn public safety employees are independently managed by Village's Police and Fire Pension Plan Boards while IMRF is managed by a separate organization not connected to the Village.

Employee contributions based on eligible (pensionable) compensation into each plan are fixed by State statute and summarized as follows:

- |           |        |
|-----------|--------|
| 1) IMRF   | 4.500% |
| 2) Police | 9.910% |
| 3) Fire   | 9.455% |

IMRF determines the employer contributions on an annual basis and for 2023 it is 2.73%. The Village contributions for the public safety pensions are determined by an independent actuarial valuation and the Village typically levies the recommended actuarial amount which is then directly distributed to each pension plan from the Cook County's Treasurer's Office.

Pension plan funding ratios for last five years are summarized below:


Pension Plan	Actuarial Value Assets	Actuarial Accrued Liability	Funded Ratio
Police 12/31/11	69,560,813	116,975,968	59.5%
Police 12/31/12	75,288,859	123,975,581	60.7%
Police 12/31/13	83,892,130	128,124,811	65.5%
Police 12/31/14	86,522,448	142,947,184	60.5%
Police 12/31/15	83,943,327	162,508,238	51.7% Revised certain actuarial assumptions
Police 12/31/16	87,170,556	170,932,110	51.0%
Police 12/31/17	93,085,023	166,524,424	55.9%
Police 12/31/18	97,275,217	172,661,768	56.3%
Police 12/31/19	102,926,056	182,286,253	56.5%
Police 12/31/20	110,276,662	191,677,584	57.5%
Police 12/31/21	119,342,896	187,882,121	63.5%
Police 12/31/22	107,025,493	196,114,196	54.6%
Police 12/31/23	117,603,359	203,100,811	57.9%
Fire 12/31/11	37,041,712	84,791,947	43.7%
Fire 12/31/12	39,662,677	84,464,421	47.0%
Fire 12/31/13	44,183,874	87,446,877	50.5%
Fire 12/31/14	44,972,995	94,816,133	47.4%
Fire 12/31/15	43,203,943	117,346,591	36.8% Revised certain actuarial assumptions
Fire 12/31/16	44,737,034	120,693,799	37.1%
Fire 12/31/17	49,315,309	116,711,863	42.3%
Fire 12/31/18	51,104,966	120,453,714	42.4%
Fire 12/31/19	53,608,689	126,936,016	42.2%
Fire 12/31/20	57,437,797	132,803,381	43.3%
Fire 12/31/21	62,583,619	128,434,855	48.7%
Fire 12/31/22	57,202,487	132,208,269	43.3%
Fire 12/31/23	63,805,887	136,761,633	46.7%
IMRF 12/31/11	26,299,225	38,703,437	68.0%
IMRF 12/31/12	29,362,674	40,030,007	73.4%

IMRF 12/31/13	34,033,110	41,482,935	82.0%
IMRF 12/31/14	35,497,000	43,441,476	81.7%
IMRF 12/31/15	100,040,158	102,713,459	97.4% Asset/liability increase due to a GASB change in reporting
IMRF 12/31/16	97,255,320	105,752,682	92.0%
IMRF 12/31/17	101,142,960	108,216,892	93.5%
IMRF 12/31/18	113,227,160	107,650,861	105.2%
IMRF 12/31/19	104,219,483	114,349,882	91.1%
IMRF 12/31/20	119,080,554	117,924,674	101.0%
IMRF 12/31/21	131,934,387	120,335,953	109.6%
IMRF 12/31/22	148,956,947	124,075,508	120.1%
IMRF 12/31/23	123,411,882	127,657,883	96.7%


*(The remainder of this page has been intentionally left blank.)*

## VILLAGE BOND RATING HISTORY

### Reference Key:

<u>Moody's</u>	
Aaa	Prime
Aa1	High Grade
Aa2	High Grade
<b>Aa3</b>	<b>High Grade</b>  <b>Most Recent Rating</b>
A1	Upper Medium Grade
A2	Upper Medium Grade
A3	Upper Medium Grade
Baa1	Lower Medium Grade
Baa2	Lower Medium Grade
Baa3	Lower Medium Grade
Ba1	Non-Investment Grade/Speculative
Ba2	Non-Investment Grade/Speculative
Ba3	Non-Investment Grade/Speculative
B1	Highly Speculative
B2	Highly Speculative
B3	Highly Speculative
Caa1	Substantial Risks
Caa2	Extremely Speculative
Caa3	Default Imminent
Ca	Default Imminent
C	In Default

### Reference Key:

<u>S&amp;P</u>	
AAA	Prime
AA+	High Grade
<b>AA</b>	<b>High Grade</b>  <b>Most Recent Rating</b>
AA-	High Grade
A+	Upper Medium Grade
A	Upper Medium Grade
A-	Upper Medium Grade
BBB+	Lower Medium Grade
BBB	Lower Medium Grade
BBB-	Lower Medium Grade
BB+	Non-Investment Grade/Speculative
BB	Non-Investment Grade/Speculative
BB-	Non-Investment Grade/Speculative
B+	Highly Speculative
B	Highly Speculative
B-	Highly Speculative
CCC+	Substantial Risks
CCC	Extremely Speculative
CCC-	Default Imminent
CC	Default Imminent
C	Default Imminent
D	In Default

### HISTORY OF UPGRADES/DOWNGRADES

<u>Year</u>	<u>Moody's Rating</u>	<u>Note</u>	<u>Year</u>	<u>S&amp;P Rating</u>	<u>Note</u>
2009	Aa2	Upgrade	NONE ON FILE		
2014	Aa3	Downgrade			
2016	A1	Downgrade			
2022	Aa3	Upgrade			

Village of Oak Park  
Debt Amortization Schedule  
Series 2010C

Funds: 5040, 5060 2010C		
<u>Payment Date</u>	<u>Interest</u>	<u>Principal</u>
05/01/17	131,900	-
11/01/17	131,900	1,455,000
05/01/18	102,800	-
11/01/18	102,800	1,520,000
05/01/19	72,400	-
11/01/19	72,400	1,585,000
05/01/20	40,700	-
11/01/20	40,700	1,075,000
05/01/21	19,200	-
11/01/21	19,200	305,000
05/01/22	13,100	-
11/01/22	13,100	320,000
05/01/23	6,700	-
11/01/23	6,700	335,000
TOTALS	<u>773,600</u>	<u>6,595,000</u>

Advance refunded a portion of the parking revenue bonds, Series 2001 and advance refunded a portion of the water revenue bonds, Series 2001. Also, current refunding of a portion of parking bonds, Series 2003.



Village of Oak Park  
Debt Amortization Schedule  
Series 2012A

Funds: 4025, 5040

2012A

<u>Payment Date</u>	<u>Interest</u>	<u>Principal</u>
05/01/17	74,600	-
11/01/17	74,600	825,000
05/01/18	66,350	-
11/01/18	66,350	1,050,000
05/01/19	55,850	-
11/01/19	55,850	1,100,000
05/01/20	44,850	-
11/01/20	44,850	735,000
05/01/21	37,500	-
11/01/21	37,500	970,000
05/01/22	27,800	-
11/01/22	27,800	410,000
05/01/23	23,700	-
11/01/23	23,700	630,000
05/01/24	17,400	-
11/01/24	17,400	705,000
05/01/25	10,350	-
11/01/25	10,350	730,000
05/01/26	3,050	-
11/01/26	3,050	305,000
TOTALS	<u>722,900</u>	<u>7,460,000</u>

Current refunding of a portion of Series 2004B (water system), advance refunding of a portion of Series 2005A (Madison Street improvements and construction of a new public works facility) and advance refunding of a portion of Series 2006A (public street and related streetscape improvements and portion of a new public works facility).

Village of Oak Park  
Debt Amortization Schedule  
Series 2015A

Fund: 4025  
2015A

<u>Payment Date</u>	<u>Interest</u>	<u>Principal</u>
05/01/17	177,075	-
11/01/17	177,075	630,000
05/01/18	170,775	-
11/01/18	170,775	650,000
05/01/19	164,275	-
11/01/19	164,275	935,000
05/01/20	154,925	-
11/01/20	154,925	1,070,000
05/01/21	144,225	-
11/01/21	144,225	625,000
05/01/22	134,850	-
11/01/22	134,850	530,000
05/01/23	126,900	-
11/01/23	126,900	980,000
05/01/24	112,200	-
11/01/24	112,200	1,010,000
05/01/25	97,050	-
11/01/25	97,050	1,540,000
05/01/26	73,950	-
11/01/26	73,950	1,690,000
05/01/27	48,600	-
11/01/27	48,600	1,705,000
05/01/28	23,025	-
11/01/28	23,025	1,535,000
TOTALS	<u>2,855,700</u>	<u>12,900,000</u>

Advance refunding of Series 2005B used for  
construction of a portion of new public works facility.

Village of Oak Park  
Debt Amortization Schedule  
Series 2015B

Fund: 4025 2015B		
<u>Payment Date</u>	<u>Interest</u>	<u>Principal</u>
05/01/17	140,944	-
11/01/17	140,944	400,000
05/01/18	134,944	-
11/01/18	134,944	420,000
05/01/19	128,644	-
11/01/19	128,644	430,000
05/01/20	122,194	-
11/01/20	122,194	450,000
05/01/21	115,444	-
11/01/21	115,444	240,000
05/01/22	111,844	-
11/01/22	111,844	250,000
05/01/23	108,094	-
11/01/23	108,094	260,000
05/01/24	104,194	-
11/01/24	104,194	270,000
05/01/25	100,144	-
11/01/25	100,144	280,000
05/01/26	95,944	-
11/01/26	95,944	285,000
05/01/27	91,669	-
11/01/27	91,669	295,000
05/01/28	87,244	-
11/01/28	87,244	310,000
05/01/29	82,594	-
11/01/29	82,594	320,000
05/01/30	77,594	-
11/01/30	77,594	330,000
05/01/31	72,231	-
11/01/31	72,231	340,000
05/01/32	66,494	-
11/01/32	66,494	355,000
05/01/33	60,503	-
11/01/33	60,503	365,000
05/01/34	54,116	-
11/01/34	54,116	380,000
05/01/35	47,466	-
11/01/35	47,466	390,000
05/01/36	40,641	-
11/01/36	40,641	405,000
05/01/37	33,300	-
11/01/37	33,300	420,000
05/01/38	25,688	-
11/01/38	25,688	440,000
05/01/39	17,438	-
11/01/39	17,438	455,000
05/01/40	8,906	-
11/01/40	8,906	475,000
TOTALS	<u>3,856,538</u>	<u>8,565,000</u>

Financed street and alley improvements, street lighting,  
and equipment purchases.

Village of Oak Park  
Debt Amortization Schedule  
Series 2016A

Fund: 4025 2016A		
<u>Payment Date</u>	<u>Interest</u>	<u>Principal</u>
05/01/17	320,059	-
11/01/17	320,059	-
05/01/18	320,059	-
11/01/18	320,059	-
05/01/19	320,059	-
11/01/19	320,059	-
05/01/20	320,059	-
11/01/20	320,059	-
05/01/21	320,059	-
11/01/21	320,059	-
05/01/22	320,059	-
11/01/22	320,059	175,000
05/01/23	317,434	-
11/01/23	317,434	185,000
05/01/24	314,659	-
11/01/24	314,659	155,000
05/01/25	312,334	-
11/01/25	312,334	560,000
05/01/26	303,934	-
11/01/26	303,934	1,075,000
05/01/27	287,809	-
11/01/27	287,809	1,210,000
05/01/28	269,659	-
11/01/28	269,659	1,445,000
05/01/29	247,984	-
11/01/29	247,984	3,190,000
05/01/30	200,134	-
11/01/30	200,134	3,955,000
05/01/31	138,338	-
11/01/31	138,338	4,110,000
05/01/32	71,550	-
11/01/32	71,550	4,240,000
TOTALS	<u>8,768,388</u>	<u>20,300,000</u>

Defeased Series 2006B which was used to finance a portion of the new public works facility.

Village of Oak Park  
Debt Amortization Schedule  
Series 2016D

Fund: 4025 2016D		
<u>Payment Date</u>	<u>Interest</u>	<u>Principal</u>
05/01/17	152,641	-
11/01/17	152,641	-
05/01/18	152,641	-
11/01/18	152,641	-
05/01/19	152,641	-
11/01/19	152,641	125,000
05/01/20	150,766	-
11/01/20	150,766	750,000
05/01/21	139,516	-
11/01/21	139,516	25,000
05/01/22	139,141	-
11/01/22	139,141	800,000
05/01/23	127,141	-
11/01/23	127,141	800,000
05/01/24	115,141	-
11/01/24	115,141	800,000
05/01/25	103,141	-
11/01/25	103,141	600,000
05/01/26	94,141	-
11/01/26	94,141	800,000
05/01/27	82,141	-
11/01/27	82,141	600,000
05/01/28	73,141	-
11/01/28	73,141	600,000
05/01/29	64,141	-
11/01/29	64,141	600,000
05/01/30	55,141	-
11/01/30	55,141	200,000
05/01/31	52,141	-
11/01/31	52,141	200,000
05/01/32	49,141	-
11/01/32	49,141	200,000
05/01/33	46,016	-
11/01/33	46,016	905,000
05/01/34	31,875	-
11/01/34	31,875	1,000,000
05/01/35	16,250	-
11/01/35	16,250	500,000
05/01/36	8,125	-
11/01/36	8,125	500,000
TOTALS	<u>3,610,031</u>	<u>10,005,000</u>

Financed improvement, construction, purchase and installation of alleys, streets, streetscapes, sidewalks, street lighting, and related equipment.

Village of Oak Park  
Debt Amortization Schedule  
Series 2016E

Fund: 5060 2016E		
<u>Payment Date</u>	<u>Interest</u>	<u>Principal</u>
05/01/17	149,638	-
11/01/17	179,566	-
05/01/18	179,566	-
11/01/18	179,566	410,000
05/01/19	173,416	-
11/01/19	173,416	420,000
05/01/20	167,116	-
11/01/20	167,116	435,000
05/01/21	160,591	-
11/01/21	160,591	445,000
05/01/22	153,916	-
11/01/22	153,916	460,000
05/01/23	147,016	-
11/01/23	147,016	475,000
05/01/24	139,891	-
11/01/24	139,891	485,000
05/01/25	132,616	-
11/01/25	132,616	500,000
05/01/26	125,116	-
11/01/26	125,116	515,000
05/01/27	117,391	-
11/01/27	117,391	530,000
05/01/28	109,109	-
11/01/28	109,109	550,000
05/01/29	100,172	-
11/01/29	100,172	565,000
05/01/30	90,638	-
11/01/30	90,638	585,000
05/01/31	80,400	-
11/01/31	80,400	605,000
05/01/32	68,300	-
11/01/32	68,300	630,000
05/01/33	55,700	-
11/01/33	55,700	655,000
05/01/34	42,600	-
11/01/34	42,600	680,000
05/01/35	29,000	-
11/01/35	29,000	710,000
05/01/36	14,800	-
11/01/36	14,800	740,000
TOTALS	<u>4,503,904</u>	<u>10,395,000</u>

Financed acquisition of a public parking garage (Lake & Forest) in accordance with a RDA between the Village and WDF-3 Wood Oak Park Owner LLC.

Village of Oak Park  
Debt Amortization Schedule  
Series 2017A

Fund: 4025  
2017A

<u>Payment Date</u>	<u>Interest</u>	<u>Principal</u>
05/01/18	186,906	-
11/01/18	210,269	-
05/01/19	210,269	-
11/01/19	210,269	-
05/01/20	210,269	-
11/01/20	210,269	-
05/01/21	210,269	-
11/01/21	210,269	-
05/01/22	210,269	-
11/01/22	210,269	680,000
05/01/23	200,069	-
11/01/23	200,069	320,000
05/01/24	195,269	-
11/01/24	195,269	710,000
05/01/25	184,619	-
11/01/25	184,619	920,000
05/01/26	170,819	-
11/01/26	170,819	615,000
05/01/27	161,594	-
11/01/27	161,594	905,000
05/01/28	148,019	-
11/01/28	148,019	815,000
05/01/29	135,794	-
11/01/29	135,794	780,000
05/01/30	124,094	-
11/01/30	124,094	490,000
05/01/31	116,744	-
11/01/31	116,744	530,000
05/01/32	108,463	-
11/01/32	108,463	550,000
05/01/33	99,869	-
11/01/33	99,869	1,270,000
05/01/34	80,025	-
11/01/34	80,025	1,015,000
05/01/35	63,531	-
11/01/35	63,531	1,355,000
05/01/36	41,513	-
11/01/36	41,513	1,305,000
05/01/37	19,491	-
11/01/37	19,491	1,155,000
TOTALS	<u>5,779,143</u>	<u>13,415,000</u>

Financed various capital improvement projects,  
including streets and alley improvements.

Village of Oak Park  
Debt Amortization Schedule  
Series 2018A

Fund: 2098  
2018A

<u>Payment Date</u>	<u>Interest</u>	<u>Principal</u>
12/01/18	167,909	1,005,000
06/01/19	115,684	-
12/01/19	115,684	940,000
06/01/20	103,934	-
12/01/20	103,934	880,000
06/01/21	92,054	-
12/01/21	92,054	895,000
06/01/22	79,300	-
12/01/22	79,300	935,000
06/01/23	65,743	-
12/01/23	65,743	985,000
06/01/24	50,475	-
12/01/24	50,475	995,000
06/01/25	34,804	-
12/01/25	34,804	1,035,000
06/01/26	17,985	-
12/01/26	17,985	1,090,000
TOTALS	<u>1,287,864</u>	<u>8,760,000</u>

Current refunding of Series 2006C used to finance improvements and expansion of the Holley Court Garage.



Village of Oak Park  
Debt Amortization Schedule  
Series 2020A

95.5% DSF; 4.5% Parking  
Funds 4025, 5060  
2020A

<u>Payment Date</u>	<u>Interest</u>	<u>Principal</u>
05/01/21	145,939	
11/01/21	132,672	
05/01/22	132,672	
11/01/22	132,672	
05/01/23	132,672	
11/01/23	132,672	
05/01/24	132,672	
11/01/24	132,672	
05/01/25	132,672	
11/01/25	132,672	
05/01/26	132,672	
11/01/26	132,672	
05/01/27	132,672	
11/01/27	132,672	
05/01/28	132,672	
11/01/28	132,672	
05/01/29	132,672	
11/01/29	132,672	
05/01/30	132,672	
11/01/30	132,672	
05/01/31	132,672	
11/01/31	132,672	
05/01/32	132,672	
11/01/32	132,672	
05/01/33	132,672	
11/01/33	132,672	435,000
05/01/34	128,322	
11/01/34	128,322	705,000
05/01/35	121,272	
11/01/35	121,272	645,000
05/01/36	114,822	
11/01/36	114,822	755,000
05/01/37	106,800	
11/01/37	106,800	1,190,000
05/01/38	94,156	
11/01/38	94,156	2,410,000
05/01/39	68,550	
11/01/39	68,550	2,460,000
05/01/40	37,800	
11/01/40	37,800	2,520,000
TOTALS	<u>4,806,180</u>	<u>11,120,000</u>

Bonds issued to pay for the Lake Street capital project and Fiber Optic project. The Parking Fund is responsible for paying the debt service on the portion of the fiber project allocated to the Parking Fund budget.

Village of Oak Park  
Debt Amortization Schedule  
Series 2020B

41.6% DSF; 58.4% Water  
Funds: 4025, 5040  
2020B (Refunds 2011B)

<u>Payment Date</u>	<u>Interest</u>	<u>Principal</u>
07/01/21	136,525	
01/01/22	95,250	1,315,000
07/01/22	62,375	
01/01/23	62,375	950,000
07/01/23	38,625	
01/01/24	38,625	770,000
07/01/24	19,375	
01/01/25	19,375	775,000
 TOTALS	 <u>472,525</u>	 <u>3,810,000</u>

Refunding of Series 2011B

Village of Oak Park  
Debt Amortization Schedule  
Series 2021 (Refunded 2016B)

Fund: 5060 2016B		
<u>Payment Date</u>	<u>Interest</u>	<u>Principal</u>
05/01/17	-	-
11/01/17	-	-
05/01/18	-	-
11/01/18	-	-
05/01/19	-	-
11/01/19	-	-
05/01/20	-	-
11/01/20	-	-
05/01/21	-	-
11/01/21	-	-
05/01/22	26,109	-
11/01/22	31,331	35,000
05/01/23	31,235	-
11/01/23	31,235	235,000
05/01/24	30,589	-
11/01/24	30,589	235,000
05/01/25	29,531	-
11/01/25	29,531	245,000
05/01/26	28,123	-
11/01/26	28,123	245,000
05/01/27	26,469	-
11/01/27	26,469	245,000
05/01/28	24,509	-
11/01/28	24,509	250,000
05/01/29	22,321	-
11/01/29	22,321	255,000
05/01/30	19,835	-
11/01/30	19,835	260,000
05/01/31	17,105	-
11/01/31	17,105	270,000
05/01/32	14,135	-
11/01/32	14,135	275,000
05/01/33	10,973	-
11/01/33	10,973	280,000
05/01/34	7,543	-
11/01/34	7,543	285,000
05/01/35	3,909	-
11/01/35	3,909	295,000
TOTALS	<u>589,991</u>	<u>3,410,000</u>

Financed a garage project easement as defined in the RDA between the Village and Clark Street Real Estate LLC in connection of a mixed use development known as Oak Park Station.

Village of Oak Park  
Non-Bond Debt Maturity Schedule

	3032.43900.851.570751/2		3032.43900.858.570751/2		
Payment	Huntington (Fire Truck)		Huntington (Sweeper)		
<u>Date</u>	<u>Interest</u>	<u>Principal</u>	<u>Interest</u>	<u>Principal</u>	Total
12/30/21	8,903	85,954			94,858
06/01/22			4,403	47,255	51,658
12/30/22	6,033	88,825			94,858
06/01/23			3,633	48,024	51,658
12/30/23	3,066	91,792			94,858
06/01/24			2,750	48,908	51,658
06/01/25			1,850	49,808	51,658
06/01/26			933	50,724	51,658
TOTALS	<u>18,002</u>	<u>266,571</u>	<u>13,569</u>	<u>244,720</u>	

*(The remainder of this page has been intentionally left blank.)*

**Village of Oak Park**  
**Projected Outstanding Debt Balances**  
**1/1/25 - 12/31/25**

<u>Debt or Series</u>	<u>1/1/25 Balance</u>	<u>Anticipated</u>	<u>2025 Debt Payments</u>		<u>12/31/25 Balance</u>
	<u>Principal</u>	<u>2023 New Debt Issuances</u>	<u>Principal</u>	<u>Interest</u>	<u>Principal</u>
2010C	-	-			-
2012A	1,035,000	-	(730,000)	(20,700)	305,000
2015A	8,490,000	-	(1,540,000)	(194,100)	6,950,000
2015B	5,845,000	-	(280,000)	(200,288)	5,565,000
2016A (Refunded 2006B)	19,785,000	-	(560,000)	(624,668)	19,225,000
2016D (2016 CIP)	6,705,000	-	(600,000)	(206,282)	6,105,000
2016E (L&F Garage)	7,265,000	-	(500,000)	(265,232)	6,765,000
2017A	11,705,000	-	(920,000)	(369,238)	10,785,000
2018A (Refunded 2006C)	2,125,000	-	(1,035,000)	(69,608)	1,090,000
2020A	11,120,000	-	-	(265,344)	11,120,000
2020B (Refunded 2011B)	775,000	-	(775,000)	(19,375)	-
2021 (Partial Refund 2016B)	2,905,000	-	(245,000)	(59,062)	2,660,000
Subtotal Bond Series	<u>77,755,000</u>	<u>-</u>	<u>(7,185,000)</u>	<u>(2,293,896)</u>	<u>70,570,000</u>
Huntington Bank (Sweeper)	100,533	-	(49,808)	(1,850)	50,725
Huntington Bank (Fire Truck)	-	-	-	-	-
Subtotal Bank Loans	<u>100,533</u>	<u>-</u>	<u>(49,808)</u>	<u>(1,850)</u>	<u>50,725</u>
 TOTAL	 <u><u>77,855,533</u></u>	 <u><u>-</u></u>	 <u><u>(7,234,808)</u></u>	 <u><u>(2,295,746)</u></u>	 <u><u>70,620,725</u></u>

Village of Oak Park  
Debt Amortization Schedules  
1/1/22 to Final Maturity

Totals All Series				
<u>Payment Date</u>	<u>Interest</u>	<u>Principal</u>	<u>Total Payment</u>	<u>Principial Balance Principal</u>
01/01/22	95,250	1,315,000	1,410,250	92,820,000
05/01/22	1,272,259	-	1,272,259	92,820,000
06/01/22	79,300	-	79,300	92,820,000
07/01/22	62,375	-	62,375	92,820,000
11/01/22	1,277,481	3,860,000	5,137,481	88,960,000
12/01/22	79,300	935,000	1,014,300	88,025,000
01/01/23	62,375	950,000	1,012,375	87,075,000
05/01/23	1,220,960	-	1,220,960	87,075,000
06/01/23	65,743	-	65,743	87,075,000
07/01/23	38,625	-	38,625	87,075,000
11/01/23	1,220,960	4,220,000	5,440,960	82,855,000
12/01/23	65,743	985,000	1,050,743	81,870,000
01/01/24	38,625	770,000	808,625	81,100,000
05/01/24	1,162,014	-	1,162,014	81,100,000
06/01/24	50,475	-	50,475	81,100,000
07/01/24	19,375	-	19,375	81,100,000
11/01/24	1,162,014	4,370,000	5,532,014	76,730,000
12/01/24	50,475	995,000	1,045,475	75,735,000
01/01/25	19,375	775,000	794,375	74,960,000
05/01/25	1,102,456	-	1,102,456	74,960,000
06/01/25	34,804	-	34,804	74,960,000
11/01/25	1,102,456	5,375,000	6,477,456	69,585,000
12/01/25	34,804	1,035,000	1,069,804	68,550,000
05/01/26	1,027,748	-	1,027,748	68,550,000
06/01/26	17,985	-	17,985	68,550,000
11/01/26	1,027,748	5,530,000	6,557,748	63,020,000
12/01/26	17,985	1,090,000	1,107,985	61,930,000
05/01/27	948,344	-	948,344	61,930,000
11/01/27	948,344	5,490,000	6,438,344	56,440,000
05/01/28	867,378	-	867,378	56,440,000
11/01/28	867,378	5,505,000	6,372,378	50,935,000
05/01/29	785,678	-	785,678	50,935,000
11/01/29	785,678	5,710,000	6,495,678	45,225,000
05/01/30	700,107	-	700,107	45,225,000
11/01/30	700,107	5,820,000	6,520,107	39,405,000
05/01/31	609,630	-	609,630	39,405,000
11/01/31	609,630	6,055,000	6,664,630	33,350,000
05/01/32	510,754	-	510,754	33,350,000
11/01/32	510,754	6,250,000	6,760,754	27,100,000
05/01/33	405,732	-	405,732	27,100,000
11/01/33	405,732	3,910,000	4,315,732	23,190,000
05/01/34	344,480	-	344,480	23,190,000
11/01/34	344,480	4,065,000	4,409,480	19,125,000
05/01/35	281,428	-	281,428	19,125,000
11/01/35	281,428	3,895,000	4,176,428	15,230,000
05/01/36	219,900	-	219,900	15,230,000
11/01/36	219,900	3,705,000	3,924,900	11,525,000
05/01/37	159,591	-	159,591	11,525,000
11/01/37	159,591	2,765,000	2,924,591	8,760,000
05/01/38	119,844	-	119,844	8,760,000
11/01/38	119,844	2,850,000	2,969,844	5,910,000
05/01/39	85,988	-	85,988	5,910,000
11/01/39	85,988	2,915,000	3,000,988	2,995,000

Village of Oak Park  
Debt Amortization Schedules  
1/1/22 to Final Maturity

<u>Payment Date</u>	Totals All Series		Total	Principal Balance
	<u>Interest</u>	<u>Principal</u>	<u>Payment</u>	<u>Principal</u>
05/01/40	46,706	-	46,706	2,995,000
11/01/40	<u>46,706</u>	<u>2,995,000</u>	<u>3,041,706</u>	<u>-</u>
 TOTALS	 <u><u>24,579,822</u></u>	 <u><u>94,135,000</u></u>	 <u><u>118,714,822</u></u>	

*(The remainder of this page has been intentionally left blank.)*

Village of Oak Park  
Tax Levy Summary

*Note: Schedule includes automatic County "loss" add-on amount*

	<u>Corporate</u>	<u>Debt</u>	<u>Police Pension</u>	<u>Fire Pension</u>	<u>Total</u>	<u>VOP EAV*</u>	<u>VOP Tax Rate</u>		<u>SSA #1</u>	<u>SSA #7</u>	<u>SSA #8</u>
Tax Year 2023	19,085,408	5,006,749	7,565,056	6,650,002	38,307,215	2,361,857,488	1.622%		798,250	-	-
Tax Year 2022	19,722,421	4,619,512	6,692,722	6,152,208	37,186,863	1,830,646,053	2.031%		746,750	-	3,850
Tax Year 2021	18,437,622	4,499,264	7,539,549	6,708,138	37,184,573	1,870,149,740	1.988%		746,750	-	3,850
Tax Year 2020	18,153,590	4,444,287	7,182,740	6,322,358	36,102,975	2,028,681,978	1.780%		463,500	-	3,090
Tax Year 2019	18,477,108	4,444,286	6,528,388	5,602,116	35,051,899	1,692,471,417	2.071%		412,000	-	5,150
Tax Year 2018	18,011,024	4,309,379	6,397,588	5,312,877	34,030,867	1,592,506,276	2.137%		25,750	7,725	5,150
Tax Year 2017	17,837,540	4,130,489	5,634,808	5,436,009	33,038,846	1,655,776,153	1.995%		414,060	7,725	-
Tax Year 2016	15,689,380	4,735,605	5,088,688	5,769,533	31,283,206	1,386,653,517	2.256%		185,400	7,210	-
Tax Year 2015	14,072,280	5,156,580	4,606,123	3,681,648	27,516,631	1,334,441,513	2.062%		321,644	7,145	-
Tax Year 2014	13,662,408	4,317,216	4,062,179	3,418,123	25,459,926	1,383,005,873	1.841%		396,341	7,145	-
Tax Year 2013	13,147,408	4,151,588	4,004,160	3,321,736	24,624,892	1,369,216,060	1.798%		254,762	-	-
Tax Year 2012	12,764,474	3,220,248	3,678,259	3,311,313	22,974,294	1,470,162,652	1.563%		77,250	-	-
Tax Year 2011	12,392,693	3,675,229	3,582,302	3,044,593	22,694,817	1,596,903,799	1.421%		231,750	-	-
Tax Year 2010	12,031,741	2,697,521	4,046,795	3,228,201	22,004,258	1,850,649,808	1.189%		221,450	-	-

\* EAV for tax year 2023 is not yet know and therefore repeated from the prior tax year.