

2022

Recommended For Adoption

Village of Oak Park, Illinois

Dec. 6, 2021



Village of Oak Park
Fiscal Year 2022 Recommended for Adoption
Table of Contents

Start
Page
Number

INTRODUCTION

1	Village Manager Transmittal Letter
20	Budget Process Calendar
21	Budgetary Process
23	Financial Policy Summary

BUDGET SUMMARY

26	Village Organization Chart
27	Full Time Equivalent Summary
35	Economic Incentive Summary
36	Partner Agency Summary
37	Inter-fund Transfer Schedule
38	Net Revenues Excluding Inter-fund Transfers In
39	Net Expenses Excluding Inter-fund Transfers Out
40	Debt Service Levy Summary
41	Property Tax Levy Summary FY20 vs. FY21
42	Graph- Special Revenue Funds
43	Graph- Capital Improvement Funds
44	Graph- Internal Service Funds
45	Graph- Enterprise Funds
46	Financial Summary- All Funds

GENERAL FUND

47	General Fund Executive Overview
48	Revenue Definitions
50	Expenditure Definitions
52	Graph- General Fund Revenues
53	Graph- General Fund Expenditures
54	Budget Summary by Department
55	Budget Summary and Historical Actuals by Department
56	Expenditure Budget by Category
57	Revenue Summary
60	Graph- Property Tax and Real Estate Transfer Tax
61	Graph- Sales/Use Tax and Income Tax
62	Administrative Adjudication Organizational Chart
63	Administrative Adjudication Executive Overview
66	Administrative Adjudication Budget
67	Administrative Services Organizational Chart
68	Administrative Services VMO Office Executive Overview
74	Administrative Services VMO Office Budget
75	Administrative Services Communications Organizational Chart
76	Administrative Services Communications Executive Overview
83	Administrative Services Communications Budget
84	Administrative Services Human Resources Organizational Chart
85	Administrative Services Human Resources Executive Overview
89	Administrative Services Human Resources Budget
90	Administrative Services Law Organizational Chart
91	Administrative Services Law Executive Overview
94	Administrative Services Law Budget

Village of Oak Park
Fiscal Year 2022 Recommended for Adoption
Table of Contents

Start
Page
Number

GENERAL FUND

95	Community Relations Organizational Chart
96	Community Relations Executive Overview
99	Community Relations Budget
100	Development Customer Services Organizational Chart
101	Development Customer Services Executive Overview
111	Development Customer Services Budget
115	Finance Organizational Chart
116	Finance Executive Overview
119	Finance Budget
121	Fire Organizational Chart
122	Fire Executive Overview
125	Fire Budget
130	Information Technology Organizational Chart
131	Information Technology Executive Overview
134	Information Technology Budget
135	Police Organizational Chart
136	Police Executive Overview
139	Police Budget
141	Public Health Organizational Chart
142	Public Health Executive Overview
148	Public Health Budget
150	Public Works Organizational Chart
151	Public Works Executive Overview
160	Public Works Budget
170	Village Clerk Organizational Chart
171	Village Clerk Executive Overview
174	Village Clerk Budget
175	Village President & Board of Trustees Executive Overview
176	Village President & Board of Trustees Budget

SPECIAL REVENUE FUNDS

177	Executive Overview
178	Affordable Housing Overview
179	Affordable Housing Budget
180	American Rescue Plan Overview
181	American Rescue Plan Budget
182	Bulletproof Vest Grant Overview
183	Bulletproof Vest Grant Budget
184	Community Development Block Grant Overview
185	Community Development Block Grant Budget
187	Community Development Loan Overview
188	Community Development Loan Budget
189	Cook County Lead Hazard Grant Overview
190	Cook County Lead Hazard Grant Budget
191	Earth Fest Overview
192	Earth Fest Budget
193	Emergency Solutions Grant Overview
194	Emergency Solutions Grant Budget
195	Farmers Market Overview

Village of Oak Park
Fiscal Year 2022 Recommended for Adoption
Table of Contents

Start Page <u>Number</u>	
196	Farmers Market Budget
197	Federal RICO Overview
198	Federal RICO Budget
199	Foreign Fire Insurance Overview
200	Foreign Fire Insurance Budget
201	Health Grants Overview
204	Health Grants Budget
207	IL. Dept. of Transportation Grant Overview
208	IL. Dept. of Transportation Grant Budget
209	Rebuild Illinois Grant Fund Overview
210	Rebuild Illinois Grant Budget
211	Madison Street TIF Overview
212	Madison Street TIF Budget
213	Motor Fuel Tax Overview
214	Motor Fuel Tax Budget
216	Special Service Area #1 Overview
217	Special Service Area #1 Budget
218	Section 108 Loan Fund Overview
219	Section 108 Loan Fund Budget
220	Special Service Area #7 Overview
221	Special Service Area #7 Budget
222	Special Service Area 8 Overview
223	Special Service Area #8 Budget
224	State RICO Fund Overview
225	State RICO Fund Budget
226	Sustainability Fund Overview
230	Sustainability Fund Budget
231	Tobacco Enforcement Program Overview
232	Tobacco Enforcement Program Budget
233	Travel, Training & Wellness Overview
234	Travel, Training & Wellness Budget
	<u>CAPITAL IMPROVEMENT FUNDS</u>
235	Executive Overview
236	Building Improvement Overview
237	Building Improvement Budget
238	Equipment Replacement Overview
239	Equipment Replacement Budget
240	Fleet Replacement Overview
241	Fleet Replacement Budget
242	Capital Improvement General Overview
243	Graph- Home Rule Sales Tax and Local MFT
244	Capital Improvement General Budget
	<u>ENTERPRISE FUNDS</u>
247	Enterprise Fund Overview
248	Environmental Services Overview
251	Environmental Services Budget
253	Parking Overview
256	Parking Budget

Village of Oak Park
Fiscal Year 2022 Recommended for Adoption
Table of Contents

Start Page <u>Number</u>	
261	Water & Sewer Overview
265	Water & Sewer Budget
<u>INTERNAL SERVICE FUNDS</u>	
269	Executive Overview
270	Debt Service Overview
271	Debt Service Budget
272	Health Insurance Fund Overview
273	Health Insurance Fund Budget
274	Self Insured Retention Fund Overview
275	Self Insured Retention Fund Budget
<u>FIDUCIARY FUNDS</u>	
276	Executive Overview
277	Fire Pension Budget
278	Police Pension Budget
<u>APPENDIX</u>	
279	Glossary of Terms
284	List of Funds
287	List of Departments
290	List of Accounts
294	Assessed Property Valuations by Category
295	Principal Employers
296	Principal Property Taxpayers
297	Pension Summary
298	Village Bond Rating Information
299	Debt Maturities by Bond Series
316	Non-Bond Debt Installment Schedule
317	Debt Outstanding Balance Summary
318	Debt Amortization Schedules
319	Sales Tax Historical Data
320	Real Estate Transfer Tax Purchaser Data
323	Tax Levy Historical Summary
324	Affordable Housing Restricted Fund Balance



GOVERNMENT FINANCE OFFICERS ASSOCIATION

*Distinguished
Budget Presentation
Award*

PRESENTED TO

**Village of Oak Park
Illinois**

For the Fiscal Year Beginning

January 01, 2021

Christopher P. Morrill

Executive Director



**The Government Finance Officers Association
of the United States and Canada**

presents this

CERTIFICATE OF RECOGNITION FOR BUDGET PREPARATION

to

**Finance Department
Village of Oak Park, Illinois**



The Certificate of Recognition for Budget Preparation is presented by the Government Finance Officers Association to those individuals who have been instrumental in their government unit achieving a Distinguished Budget Presentation Award. The Distinguished Budget Presentation Award, which is the highest award in governmental budgeting, is presented to those government units whose budgets are judged to adhere to program standards

Executive Director

Christopher P. Morill

Date: **June 25, 2021**

Budget Message from Interim Village Manager Shelley

Date: December 6, 2021

To: Village President and Board of Trustees

From: Lisa Shelley, Interim Village Manager

Re: Fiscal Year 2022 Budget Recommended for Adoption

Cc: Department Directors

Introduction

The attached Budget presented for Adoption has been developed following several internal discussions including individual meetings with all Village Department Directors, the Village Clerk, and representatives from the seven¹ not-for-profit organizations which have a grant/funding agreement with the Village for FY21 funding and requested funding for FY22. Representatives from the seven not-for-profit organizations will be required to execute grant/funding agreements with the Village based on the adopted amounts for FY22.

Appreciation is extended to Village staff for the significant work they have done in order to present information to CFO Drazner, Finance staff, as well as myself for a recommended to be adopted budget that includes a levy increase capped at 3% as requested by the Village Board of Trustees.

Additionally, via a separate document, staff has prepared a five-year Capital Improvement Plan (CIP) which has been reviewed in conjunction with the recommended to be adopted operating budget. The Village Board approved the FY22-26 CIP Document on October 18, 2021 and this allows Public Works to begin engineering design on some projects identified in the FY 2022 CIP in order to obtain competitive bidding in a timely manner.

¹ Downtown Oak Park, Oak Park Regional Housing Center, Oak Park Residence Corporation, Oak Park Housing Authority, Oak Park Area Arts Council, Oak Park Economic Development Corporation and Visit Oak Park.

FY22 Administrative Considerations

Chapter 2 of the Municipal Code establishes the foundation for the Municipal Budget and provides:

- The Village fiscal year is January 1 - December 31 annually.
- The Board of Trustees must adopt the annual budget prior to the start of the Fiscal Year and the passage of the annual budget shall be in lieu of passage of the appropriation ordinance.
- On or before the Village Board of Trustees' first regular meeting in November of each year, the Village Manager shall submit to the Board of Trustees an annual Municipal budget which contains estimates of revenues together with recommended expenditures in conformity with good fiscal management practice.

Each year, the administrative preparation of the budget compels staff to consider where there are increasing demands for Village services, where demands have diminished, and the cost implications of shifting demands. As the pandemic is still ongoing, this is reflected in the staffing levels, particularly for the Health Department which include two new positions already reflected in the FY22 budget.

To highlight some of the challenging decisions included in the FY22 recommended to be adopted budget, the Board's direction to limit the overall property tax levy increase to 3%, which equates to approximately \$1.1 million, only provides additional general operating revenue of \$284,000 while approximately \$800,000 of this amount is required in order to fund the public safety pensions according to the actuarial recommendation.

The Village entered FY21 with General Fund reserves above the maximum 20 percent per Board policy of approximately \$16 million. This was the result of several budget reductions of expenditures in FY20 as a response to the pandemic early last year. Additionally, anticipated revenue shortfalls were not nearly as severe as anticipated and thus, the General Fund ended FY20 with an annual surplus of approximately \$2.6 million and accumulated reserves of \$16.5 million.

The Board also has previously approved a comprehensive five-year Capital Improvement Plan (CIP). The first year of this updated plan is the foundation for capital projects in FY22 and allows the Village to identify and evaluate the state of the Village's infrastructure and plan for the associated costs. As is the case with most well-established communities, our Village will celebrate its 120th anniversary of incorporation in 2022, infrastructure needs will continue to increase and deferring such capital projects will likely cost significantly more in the future. In prior years, Village Boards have dedicated certain revenues to capital projects such as the 1% home rule sales tax, a local \$.06/gallon gasoline

tax, a portion of the telecommunications tax and the retail cannabis tax. While these revenues are helpful, they are nonetheless insufficient to finance capital projects for a municipality the size and complexity of Oak Park using the *pay-as-you-go* model which the Village has previously elected. *Pay-as-you-go* allows the Village to save interest charges that come with debt financing as the primary alternative. Village staff was able to balance the adopted FY22 capital budget (which includes Fleet, Equipment Replacement, and Building Improvements) by deferring projects and by a \$4 million transfer from the General Fund to the CIP Fund which was reimbursement of lost revenues due to the pandemic from ARPA Funds that were previously transferred into the General Fund. To reiterate the message previously communicated to prior Village Boards, there are only a handful of realistic options to fund much-needed infrastructure improvements and capital purchases in the future:

- Issue debt to cover capital amounts exceeding dedicated revenues sources. Please note that such dedicated revenues only amount to approximately \$4.5 million per year. Therefore, aggregated projects which are not grant-funded and exceed this \$4.5 million target must either be deferred or cancelled. The only other alternative would be the issuance of debt. Using leverage to pay for such projects may not be ideal and cannot be done for a prolonged number of years, but if it improves the community as a whole and incentivizes further development and the desire to live in Oak Park, it is worthwhile to consider, especially now in this low interest rate environment.
- In lieu of debt, additional dedicated revenue sources would need to be imposed such as an increase in the home rule sales tax rate, a locally assessed food & beverage tax, or a fixed dollar or percentage of the levy which is allocated to the Capital Fund. Even during normal times (pre-pandemic), increasing or imposing new taxes is detrimental to the business community and property owners. With so many businesses struggling due to the pandemic and the related economic impact, this is not an option being recommended.

Revenues and Expenditures

The Village fiscal year begins January 1, 2022 and ends December 31, 2022 and is comprised of 35 (excluding various small health grants) Funds. These Funds include:

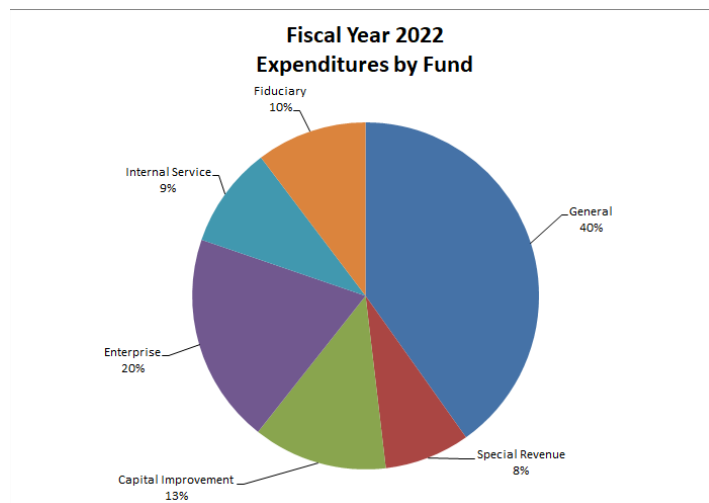
- a) General Fund accounts for all the operating departments and general operating revenues which are not classified elsewhere.
- b) Internal Service Funds are used to track revenues and expenses that do not require legal separation from the General Fund but are budgeted and tracked independently for internal control, transparency, and accounting purposes. These include Debt Service Fund, Health Insurance Fund and the Self-Insured Retention Fund (SIRF).
- c) Enterprise Funds (Environmental Services, Parking and Water/Sewer) are distinguished from other Village Funds in that they are often run similar to a business as they are strictly funded by user fees rather than property taxes. For these types of Funds, the Village may still issue bonds to help pay for capital improvements or expenditures but the payment on the debt service for these bonds is usually abated (removed) from the tax levy and paid by user fee revenue within the Fund.

- d) Special Revenue Funds are isolated from the general operations of the Village. These funds are for the financial management of Village services funded by revenues that have been earmarked for specific purposes. While the use of such revenues is sometimes guided by state and federal requirements, they can also be guided by policy directives from the Village Board of Trustees.
- e) Fiduciary Funds are established when pursuant to State of Illinois Compiled Statutes (ILCS), the Village is required to maintain an independent pension board for both the Police and Firefighters' Pensions. The function of these boards is to serve in a fiduciary manner and diligently invest pension assets according to the limitations provided within their respective pension code sections of the ILCS. On an annual basis, the Village levies a fixed amount which is adopted in conjunction with its General Fund levy in December of each year. Each pension fund then collects the distributions from its levy and may use the proceeds to either invest and/or pay pensioner benefits. Investments and expenses in the pension funds are not managed by Village staff but are rather handled by the elected or appointed members on each pension board. As such, the Village has limited control over the expenses and investment results in these funds.
- f) Capital Funds including the Capital Improvement Fund, Building Improvement Fund, Equipment Replacement Fund, and Fleet Replacement Fund support equipment and projects that have an extended life. The Capital Funds also include expenditures for personnel salaries and benefits that exclusively support the Funds programs and projects.
- g) Capital projects must meet the following criteria:
 - ✓ Minimum value of \$10,000 in aggregate per project
 - ✓ Useful life of longer than two years
 - ✓ Results in a fixed asset
 - ✓ If an engineering study, leads to a capital program

The use of Fund Accounting for the Village's revenues and expenditures is required as the Village of Oak Park is established under State Law as a municipal corporation and the Financial Accounting Foundation (FAF) requires the use of Generally Accepted Accounting Principles (GAAP) established by the Government Accounting Standards Board (GASB). Among the basic principles of governmental GAAP is fund accounting. Because of the diverse nature of governmental operations and the numerous legal and fiscal constraints under which those operations must be conducted, it is impossible to record all governmental financial transactions and balances in a single accounting entity. Therefore, unlike a small private business which is accounted for as a single entity, a governmental unit is accounted for through separate funds, each of which is a fiscal and accounting entity with a self-balancing set of accounts. When compared to the private sector, fund accounting would most closely resemble a large publicly-traded company that consists of a parent corporation and its subsidiaries, where each subsidiary maintains a separate set of accounting records and reports its numbers to the parent which then consolidates all the information for investor reporting.

The FY22 Recommended to be Adopted Budget for all Funds includes approximately \$160.3 million in expenditures after excluding interfund transfers. Such interfund transfers are being excluded for the purpose of this number so expenditures are not double-counted resulting in inflated totals (interfund transfers out are always offset with corresponding interfund transfer-in revenue which, when combined, net to zero). For comparison purposes, total village-wide expenditures in the current adopted FY21 budget totals \$146.6 million. The approximate \$13.7 million increase from FY21 adopted to the FY22 recommended to be adopted budget are comprised of about \$4.8 million in capital projects, \$5.0 million increase in the General Fund, \$686,000 increase in sustainability, and the balance derived from several smaller increases among the other Funds.

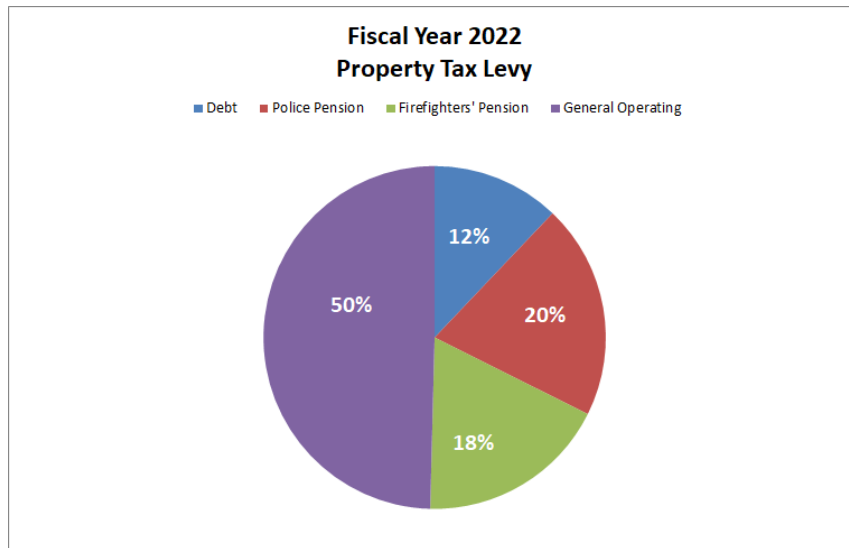
The chart below summarizes all budgeted FY22 expenditures by type of fund, with the General Fund comprising 40%.



The FY22 Recommended to be Adopted Budget was developed with the following impact on property taxes levied by the Village of Oak Park, before the application by Cook County of the loss allowance to the property tax levy:

1. A slight increase of \$52,360 in the levy for annual debt service expense (after reducing for abatements);
2. A combined increase of \$720,959 for the recommended police/fire pension levies;
3. An increase of \$275,759 for the general corporate levy

The following chart depicts the allocation of the property tax levy recommended to be adopted for the Village in Fiscal Year 2022:



Furthermore, the next chart identifies the levy recommendations for next year as compared to the adopted FY21 (tax year 2020) levy:

	Fiscal Year 2021 Tax Year 2020			Fiscal Year 2022 Tax Year 2021		
	Estimated Assessed Valuation	Loss Allowance %	Estimated Assessed Valuation	Estimated Assessed Valuation	Loss Allowance %	Estimated Assessed Valuation
	-	-	-	-	-	-
	<u>Village Levy</u>		<u>Extended Levy</u>	<u>Village Levy</u>		<u>Extended Levy</u>
Corporate Levy	17,624,845	3%	18,153,590	17,900,604	3%	18,437,622
Police Pension Levy	6,973,534	3%	7,182,740	7,319,950	3%	7,539,549
Firefighters Pension Levy	6,138,212	3%	6,322,358	6,512,755	3%	6,708,138
Subtotal	30,736,591		31,658,689	31,733,309		32,685,308
Gross Debt Service Levy	11,453,717	5%	12,026,403	8,605,220	5%	9,035,481
Debt Service to be Abated	(7,221,064)	5%	(7,582,117)	(4,320,207)	5%	(4,536,217)
Subtotal Net Debt Service Levy after Abatement	4,232,653		4,444,286	4,285,013		4,499,264
Total Property Tax Levy Request	34,969,244		36,102,974	36,018,322		37,184,572

It is noted that Cook County automatically adds on an additional 3% (5% for debt service) to the Village’s levy to offset any potential unpaid taxes and/or reductions due to appeals. The end result is that in most years, the Village will realize between 98-100% of its levy which generally means that the sum of all appeals plus any unpaid taxes typically averages between 3- 5% each year.

The purpose of this automatic loss allowance add-on by the County is to allow taxing districts to collect close to 100% of the amount that is levied. In rare circumstances when appeals and/or unpaid taxes do not exceed 3%, it is theoretically possible that the Village may collect more than 100% of its levy, however, this has not happened looking back at the last ten years. Data on the actual percentage of levies collected by fiscal year may be viewed on page 168 of the FY20 Comprehensive Annual Financial Report.

Sales tax revenues are also an important revenue stream for the Village and are established as follows:

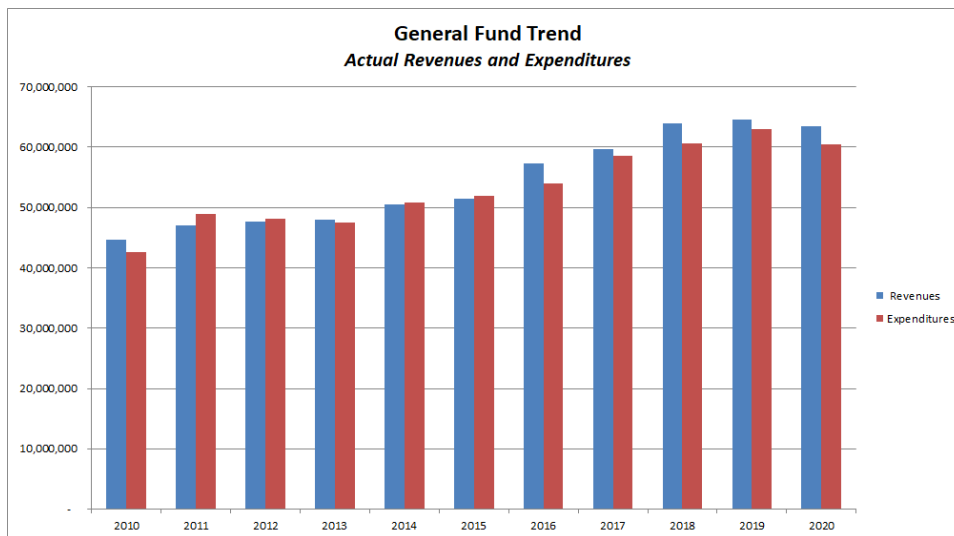
Sales Tax in Oak Park	
State portion	5.00%
Village portion	1.00%
County portion	<u>0.25%</u>
Total Sales Tax by State Regulation- General Merchandise	<u>6.25%</u>
Village Home Rule Retailers' Occupation Tax	1.00%
Cook County Home Rule Retailers' Occupation Tax	1.75%
RTA Sales Tax	<u>1.00%</u>
Total Sales Tax Home Rule- General Merchandise	<u>3.75%</u>
Total Combined Sales Tax- General Merchandise**	<u>10.00%</u>

***Registered property (i.e. vehicles) and eligible food & drugs are taxed at a lower rate*

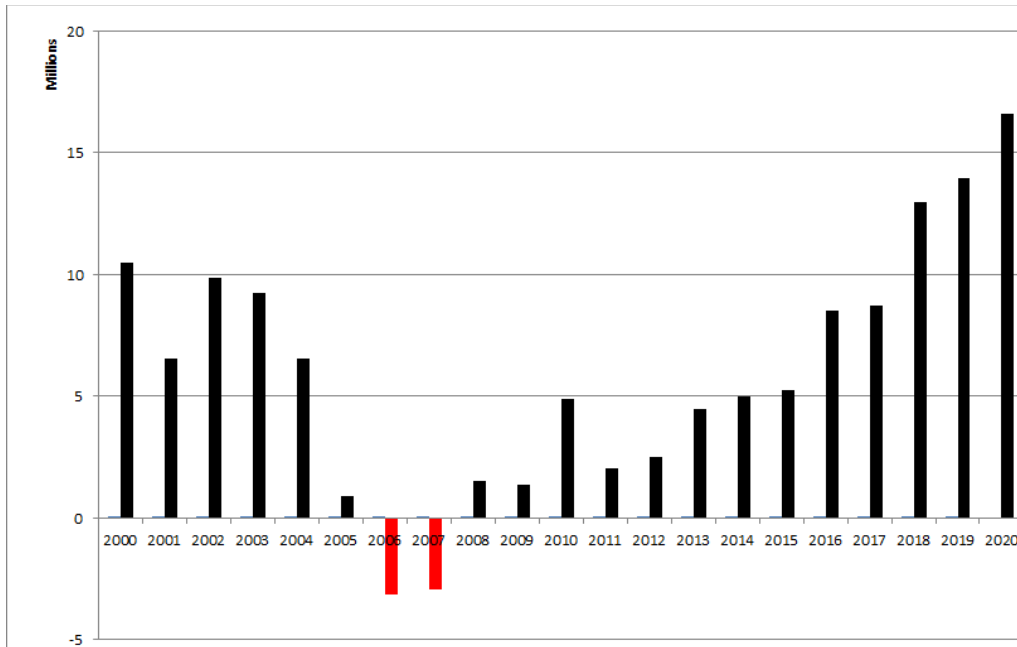
Reviewing sales tax collections by category for the first half of 2020 which included about four months of the pandemic, approximately 26% of all tax collected was from bars and restaurants, 23% from grocery stores, 24% from drug stores and miscellaneous retail shops, and 12% from gas stations/automotive repair. For the first six months of 2021, the Village saw an overall 50.7% increase in total sales tax compared to the same period from 2020 which is obviously skewed due to the height of the pandemic last year. There were no significant changes among the percentages by category between the two years.

			First Half			First Half
Category	1Q 2020	2Q 2020	2020	1Q 2021	2Q 2021	2021
Agriculture & All Other	84,651	51,475	136,126	142,405	171,345	313,750
Apparel	34,752	21,051	55,803	41,346	59,841	101,187
Auto & Filling Stations	189,236	182,564	371,800	221,020	291,014	512,034
Drugs & Misc. Retail	358,783	367,151	725,934	764,171	879,641	1,643,812
Food/Groceries	362,934	344,083	707,017	322,576	350,098	672,674
Furniture & Household	21,773	16,999	38,772	28,069	35,791	63,860
General Merchandise	63,311	64,567	127,878	70,500	87,359	157,859
Lumber, Building, Hardware	24,144	37,710	61,854	35,030	48,677	83,707
Manufacturers	8,307	12,222	20,529	24,132	25,942	50,074
Restaurants	393,696	393,143	786,839	408,753	561,455	970,208
TOTAL	1,541,587	1,490,965	3,032,552	2,058,002	2,511,163	4,569,165

When focused on the Village's General Fund, the chart below tracks revenues and expenditures from 2010-2020.

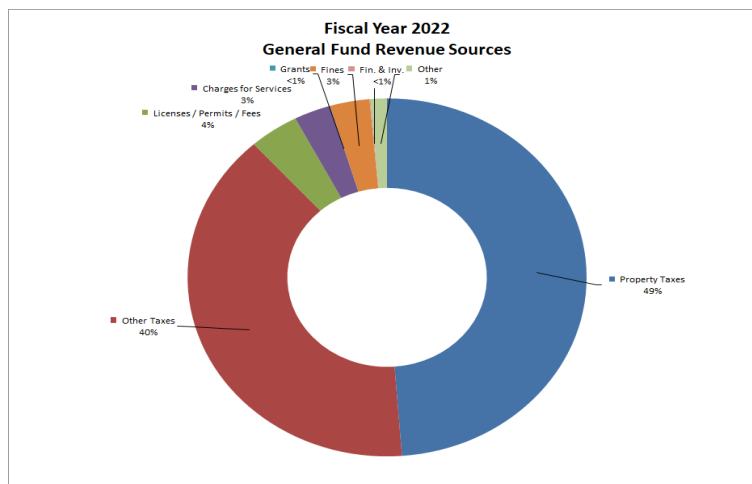


The Village Board adopted **Fund Balance Policy** for the General Fund states that an unreserved fund balance goal of no less than 10% or more than 20% of the current year's estimated operational expenses shall be maintained. Of this balance, cash and investments should compose no less than 60%, equating to 6% of annual operating expenditures. This policy is in line with the Government Finance Officers Association (GFOA) recommendation of maintaining a minimum of two months of operating reserves which translates to about 17% of annual operating expenditures.

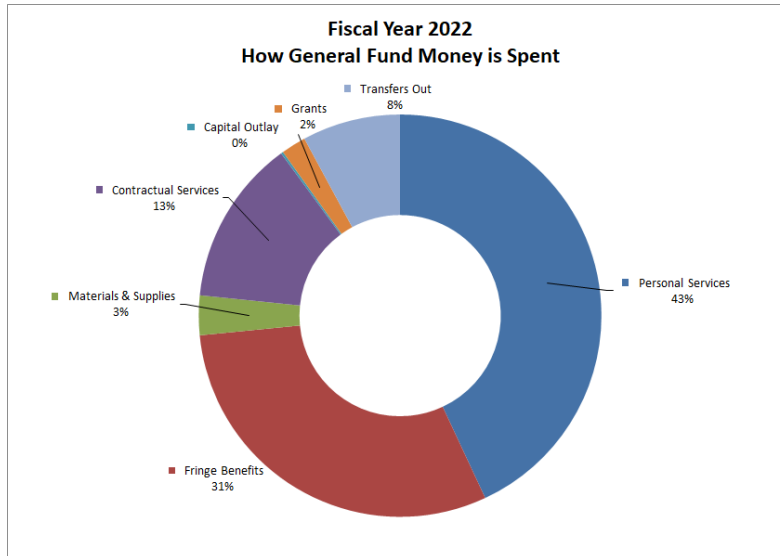


The revenue sources for the General Fund includes taxes, licenses, permits, fees, charges for services, grants, fines, and other sources. Property taxes remain the primary revenue source accounting for 52% of budgeted General Fund revenues.

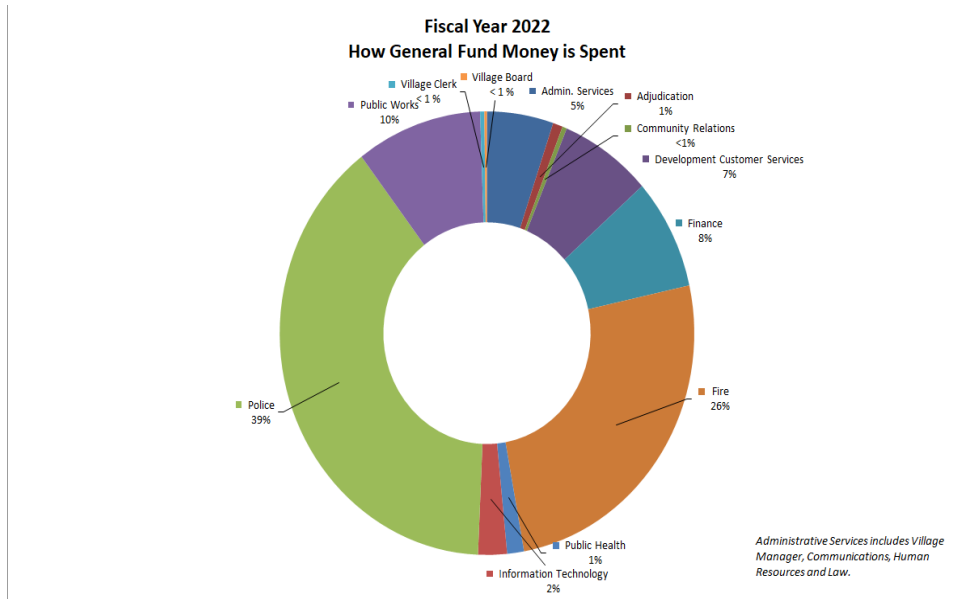
In the recommended to be adopted FY22 General Fund budget, revenues total approximately \$65.8 million which is about a 10.4% increase compared to original FY21 budgeted revenues. It is noted that property taxes - *excluding the amount allocated to the public safety pensions* - will only see an increase of approximately \$275,000. The increase in General Fund revenue is primarily from non-property taxes such as sales, income, and personal property replacement taxes. A visual depiction of General Fund revenues is shown below:



Overall FY22 budgeted General Fund expenditures total \$69.8 million, which is approximately a 11% increase from FY 2021 projected expenditures. However, approximately 6% of this increase is due to a \$4 million dollar interfund transfer from the General Fund to the Capital Improvement Fund to assist in funding much needed capital projects. This transfer will be possible as a result of the 2020 lost revenue available under the American Rescue Plan.



Public Safety functions, comprised of the Police and Fire Departments, continue to make up the majority of General Fund expenditures, totaling approximately \$44.7 million or 64.0% of FY22 budgeted expenditures as seen in the department breakdown below. It is noted that \$13.8 million, or 30.7% of the Police and Fire Department funding, is due to statutory pension contributions.



The following table provides a history of call volume for both departments as noted below:

Calls For Service								
	<u>2013</u>	<u>2014</u>	<u>2015</u>	<u>2016</u>	<u>2017</u>	<u>2018</u>	<u>2019</u>	<u>2020</u>
Police	33,155	32,651	34,529	65,830	70,418	68,932	65,027	56,272
Fire	6,007	6,419	6,702	6,712	6,822	7,268	7,662	7,219
Combined	<u>39,162</u>	<u>39,070</u>	<u>41,231</u>	<u>72,542</u>	<u>77,240</u>	<u>76,200</u>	<u>72,689</u>	<u>63,491</u>

In 2016, a new 911 dispatch system began capturing police calls for service to include calls, traffic stops, premise checks, and alarm checks, thus resulting in a spike in police calls in 2016 compared to previous years.

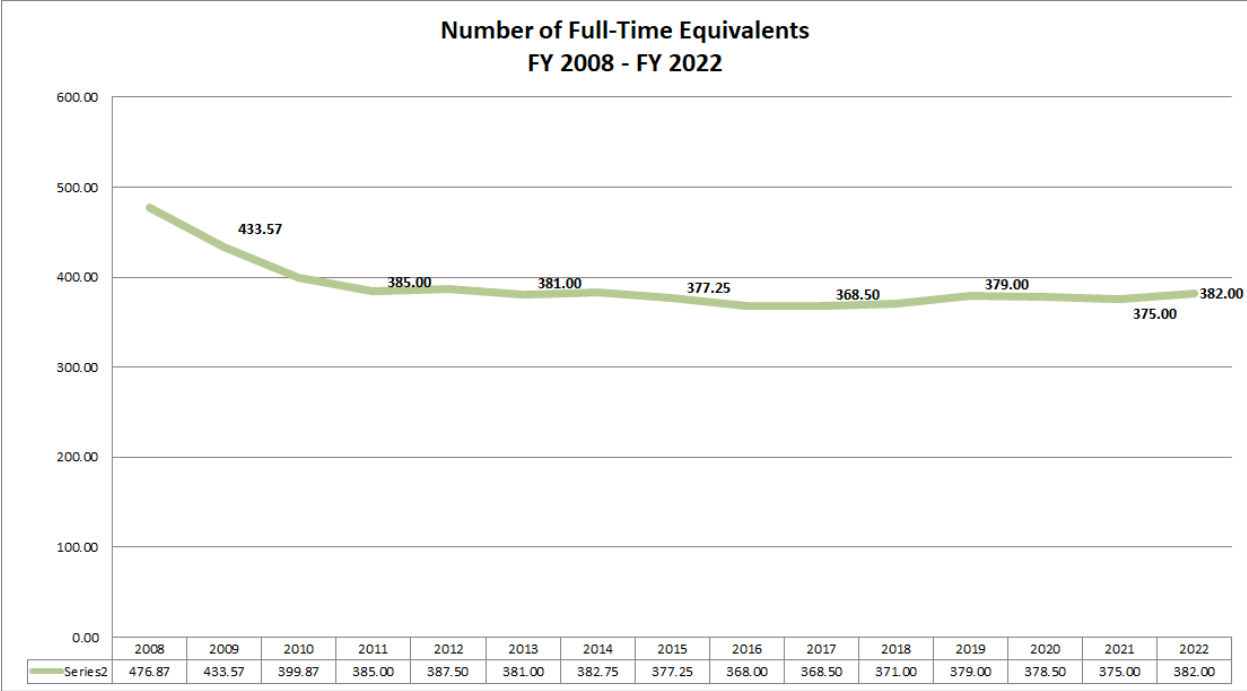
The General Fund also accounts for the majority of all expenditures related to the Village’s workforce. The Village Manager’s Office continues to make labor relations a key priority in partnership with the Human Resources Department and each Department Director. Of the nine collective bargaining agreements, one is currently expired and another will expire by the end of the current year. The following table summarizes the collective bargaining agreements as they stand at the time of this writing:

Bargaining Group	Expiration
FOP Police Officers	12/31/20
SEIU Local 73 (Administrative)	12/31/21
Teamsters Local 705	03/31/22
IAM Local 701	06/30/22
FOP Police Sergeants	12/31/22
SEIU Local 73 (Water/Sewer Employees)	06/30/23
IBEW Local 9	12/31/23
IAFF Firefighters/Lieutenants	12/31/23
FOP Community Service Officers	12/31/23

The adopted Budget provides funding for all covered employee wages and benefits as established in the applicable agreements. In regard to non-union exempt/non-exempt employees, the Budget does include an estimate for a cost of living increase next fiscal year.

The FY22 budget contains a net increase of .5 FTE positions compared to the amended FY21 budget and summarized as follows:

Position/Title	Department	FTE
BEGINNING AMENDED FY21 BUDGET		381.50
Part time Cashier	Finance	(0.50)
Assistant Director of Equity/HR	Human Resources	1.00
Parking Advocate	Police	(1.00)
Records Clerk	Police	1.00
Customer Service Reps II	Public Works	(2.00)
Administrative Assistants	Public Works	2.00
Civil Engineer I	Public Works	2.00
Engineering Technician I	Public Works	(2.00)
Net Impact of Recommended Changes		0.50
ENDING		<u>382.00</u>



Please be aware that the FTE change table above is comparing the positions in the adopted FY21 budget to those being included for appropriation in FY22. However, some positions were approved by the Board and added subsequent to the adoption of the FY21 budget and therefore, the net increase in positions between the amended FY21 budget and those appropriated next year is substantially less at only .5 FTEs compared to the 7.0 FTE position increase when comparing FY22 to the original FY21 budget.

It is important to consider that personnel expenses (wages and benefits) account for approximately 75% of the General Fund budget and consistent with past practice, the FY22 Budget for General Fund expenditures reflect an approximately 95 percent staffing level. While all positions, both vacant and filled, are budgeted, a \$1.5 million “turnover savings” amount is included in the General Fund’s Finance Department budget (explained in greater detail below). A review of the prior fiscal years indicates that actual expenditures for salary and benefits are never 100% of the adopted budget amount:

Actual Expenditures for Salary & Benefits as a % of Budgeted Expenditures	
Fiscal Year	
2013	94.52%
2014	94.70%
2015	99.95%
2016	99.06%
2017	99.22%
2018	97.29%
2019	98.20%
2020	93.97%

Salary and benefit actual to budget variances have ranged from approximately 2 to 5% over the last several years, primarily attributable to normal retirements and turnover. In essence, while a full year of salary is budgeted, when vacancies occur mid-year, savings are realized which are, at times, partially offset by payment to an employee for earned, but unused vacation at the time of retirement/separation. Savings from position vacancies during the course of the fiscal year are accounted for within the department budget. An estimated contra-expense (negative expense) is budgeted for annually in the Finance Department within the General Fund. Therefore, salaries and benefits are typically not over-appropriated when looking at budgeted General Fund expenditures in its entirety, assuming that the estimated contra expense is fairly accurate. However, it should be understood that unanticipated turnover and resulting vacancies can be rather difficult to predict.

Consistent with past practice, the Village Board has approved the staff request for authority to “over-hire” in 2022 for sworn staff when there is a known pending separation (retirement or resignation) of a Community Service Officer (CSO), as well as sworn members of the Police/Fire Departments and in situations of a long-term employee disability where the employee is not expected to return to work for an extended time period (labor law provides for an extended process for the employee to move to a disability retirement). The practice of seeking Board authority each year to “over-hire” for sworn staff reduces the use of sworn employees working excessive overtime in order to fill a “vacancy” and maintain minimum public safety staffing levels at the discretion of the Police/Fire Chiefs. This program was first approved in FY17 by the Village Board. This is an important strategy to meet the needs of the community for emergency responses.

The Village has a number of public services that are provided in the Village via contractors. While many are provided via a competitive bidding process (such as snow removal, building permit review/inspections or public infrastructure improvements) the Village has a class of contracts with

various not-for-profit entities that are collectively referred to as “Partner Agencies” and others that are provided via Intergovernmental Cooperation Agreements supported via a contract for services which are captured within the General Fund. General Fund and CDBG expenditures for these Partners are nearly \$1.4 million when the Downtown Oak Park SSA levy is excluded. The adopted budget includes increased amounts per the Village Board’s request made during special meetings to review the budget. Agreements with partner agencies for this funding will be forthcoming in January 2022. Those agreements will affirm that any unexpended funding is returned to the Village and preclude funding used for alternate purposes during a one-year term of the agreement and eliminating salary/benefit increases for partners which receive a majority of funding from the Village (either for cost of living adjustments or merit tied to performance) consistent with Village staff.

Agency Name	GL Account	Actual	Actual	Actual	Actual	Budget	Amended Budget	
		FY17	FY18	FY19	FY20	FY21	FY21	FY22
Oak Park Regional Housing Center- Programatic Subsidy	1001.46206.240.585652	425,000	425,000	391,382	300,000	300,000	300,000	300,000
Oak Park Regional Housing Center- CDBG Funding	2083.46201.101.583608	117,820	86,609	104,665	115,415	90,438	90,438	80,000
Oak Park Regional Housing Center- CDBG Funding	2083.46201.101.583660	89,064	56,569	75,305	75,508	73,000	73,000	42,500
SUBTOTAL		631,884	568,178	571,352	490,923	463,438	463,438	422,500
Oak Park Residence Corporation- Programatic Subsidy	1001.46206.280.585652	35,000	35,000	38,750	63,750	35,000	35,000	42,500
Oak Park Housing Authority- Programatic Subsidy (Affordable Housing)	2077.46260.101.583670	-	-	-	-	35,000	35,000	35,000
Oak Park Housing Authority- Programatic Subsidy	1001.46206.230.585652	35,000	35,000	35,000	35,000	-	-	-
Visit Oak Park- Programatic Subsidy	1001.46260.231.585652	57,500	57,500	57,500	-	-	-	-
Visit Oak Park- Hotel Motel Tax Revenues	1001.46260.231.585652	155,000	155,000	155,000	100,000	155,000	155,000	175,000
SUBTOTAL		212,500	212,500	212,500	100,000	155,000	155,000	175,000
Oak Park River Forest Chamber of Commerce	1001.46205.101.530667	100,000	100,000	-	-	-	-	-
Oak Park Arts Council- Programatic Subsidy Oper Support	1001.46260.233.585652	82,000	75,428	82,000	82,000	82,000	82,000	92,000
Oak Park Arts Council- Programatic Subsidy Art Funding	1001.46260.233.585652	25,000	25,000	25,000	32,000	27,500	30,000	30,000
Oak Park Arts Council- Programatic Subsidy Off the Wall	1001.46260.233.585652	32,500	32,500	35,000	-	35,000	32,500	32,500
Oak Park Arts Council- Public Art Support	1001.46260.233.585652	100,000	65,000	70,000	50,000	40,000	40,000	40,000
SUBTOTAL		239,500	197,928	212,000	164,000	184,500	184,500	194,500
Oak Park Economic Development- Programatic Subsidy	1001.46260.232.585652	657,970	670,786	571,500	571,500	521,500	521,500	571,500
Downtown Oak Park	2081.41300.101.530667	650,000	700,000	725,000	725,000	700,000	725,000	725,000
TOTAL ALL OUTSIDE PARTNER AGENCY SUPPORT (Excluding Affordable Housing)		2,561,854	2,519,392	2,366,102	2,150,173	2,059,438	2,084,438	2,131,000

Notes:

- (1) The Oak Park Regional Housing Center is also asking for an additional \$200,000 for a marketing and research projects. Details of this request will be forthcoming from the Oak Park Housing Center and discussed at a special meeting in FY22.
- (2) Visit Oak Park may be requesting additional monies from the ARPA funds.

There are also a number of board goal initiatives reflected in this budget. On June 14, 2021, the Village Board adopted new board goals. The document includes the following statements:

- Our Village Board values community affordability

- Our Village values community safety
- The Village of Oak Park will be a leader in racial equity
- The Oak Park Village Board will support its vibrant, diverse neighborhoods
- The Village of Oak Park will invest in a sustainable future

The FY22 Recommended to be Adopted Budget proposes numerous projects and initiatives that fulfill many of the adopted goals for the Village Board. Some of these include the addition of a full-time position to lead the Village in the establishment of a Racial Equity & Social Justice Plan, funds to provide enhanced community engagement tools such as a new web site and technology to stream more meetings in various rooms at village hall, funds for a consultant to guide elements of the community safety goals such as a review of non-police options for responding to 911 calls, the return of many capital infrastructure projects that were canceled during the pandemic, projects to control water loss, funds for a consultant to create a comprehensive sustainability plan including a climate action plan, greenway plan investments and the creation of a dedicated fund or trust for affordable housing funds.

In addition, in FY21 the Village was a recipient of American Rescue Plan funds also known as ARPA. President Biden signed into law The American Rescue Plan Act of 2021 (ARPA). This was a substantial infusion of resources to eligible state, local, territorial and tribal governments to help turn the tide on the pandemic, address its economic fallout and lay the foundation for a strong and equitable recovery in the wake of the COVID-19 crisis. The Village is eligible to receive a maximum of \$38,984,402 under this program. The Village must follow the guidelines as established by the US Department of Treasury as to how to allocate these funds.

In FY21, the Village Board authorized via a budget amendment approximately \$14.1 million for lost revenue recovery, small business support grants, support to agencies that support the homeless and those needing other rental or utility assistance and agencies that alleviate food insecurities. However, of this \$14.1 million, only about \$8.6 million has been transferred between the General and Parking Funds for the calendar year 2020 lost revenue calculation. Once fiscal year 2021 closes out, another calculation will be made for the 2021 lost revenue. The Village is in the process of community outreach to determine how some of the remaining funds will be spent in FY 22 and future years. Per the ARPA, the Village must commit the use of the funds by December 31, 2024 and spend the funds by December 31, 2026.

In closing, I would like to reiterate the important role played by all employees in the Village Manager's Office, the Finance Department, and each Department Director along with their respective staff for preparation of this budget recommendation.

As noted throughout this transmittal letter, this FY22 Recommended to be Adopted Budget was developed by thoroughly analyzing and considering a number of factors regarding the ongoing response to the COVID-19 pandemic, the related economic crisis, and the fiscal stability of the Village government.

Sincerely,

Lisa Shelley

Interim Village Manager

THIS PAGE INTENTIONALLY LEFT BLANK

THIS PAGE INTENTIONALLY LEFT BLANK

FY 2022 Budget Timeline

Full Board	Village Board- Special Meeting #1 <i>Public safety pension L&A actuarial presentation/discussion</i>	Monday, July 12, 2021
Full Board	Village Board- Special Meeting #2 <i>Budget process introduction and overview</i>	Monday, July 26, 2021
	5 Year CIP Draft to Village Board	Friday, September 3, 2021
Finance Comm	Finance Committee Meeting #1 on CIP	Monday, September 13, 2021
Finance Comm	Finance Committee Meeting #2 on CIP <i>Review of CIP Draft Document</i>	Monday, September 27, 2021
	FY22 Recommended Operating Budget to Board	Friday, October 1, 2021
Full Board	Village Board- Special Meeting #3 on CIP	Monday, October 4, 2021
Finance Comm	Village Board- Finance Committee #3 <i>Review Recommended Enterprise and Internal Service Funds</i>	Monday, October 11, 2021
Full Board	Village Board- Adoption of CIP Document	Monday, October 18, 2021
	Notice of Truth In Taxation Hearing appears in Wed Journal	Wednesday, October 20, 2021
Finance Comm	Village Board- Finance Committee #4	Thursday, October 21, 2021
Finance Comm	Village Board- Finance Committee #5 <i>Review Recommended General Fund and Special Revenue Funds</i>	Monday, October 25, 2021
Full Board	Village Board - Regular Meeting: Truth In Taxation Hearing	Monday, November 01, 2021
	Notice of Budget Public Hearing appears in Wed Journal	Wednesday, November 3, 2021
Full Board	Village Board - Special Meeting #4 <i>Full Board Budget Review I</i>	Monday, November 08, 2021
Full Board	Village Board - Regular Meeting Proposed: Budget Public Hearing	Monday, November 15, 2021
Full Board	Village Board - Special Meeting #5 <i>Full Board Budget Review 2</i>	Monday, November 22, 2021
Full Board	Village Board - Regular Meeting: Adoption of Budget/Levies/Abatements	Monday, December 06, 2021

Introduction

The Budget Adoption Process

The process for adoption and amendment of the Village of Oak Park budget, along with a calendar of the major dates and activities related to the development of the Village of Oak Park Budget is outlined in this section. Chapter 2 of the Village of Oak Park's Municipal Code establishes the foundation for the Municipal Budget. Excerpts from Chapter 2 follow:

- The Village's fiscal year is January 1 - December 31.
- The Board of Trustees must adopt the annual budget prior to the start of the Fiscal Year and passage of the annual budget shall be in lieu of passage of the appropriation ordinance.
- On or before the Village Board of Trustees' first regular meeting in November of each year, the Village Manager shall submit to the Board of Trustees an annual Municipal budget which contains estimates of revenues together with recommended expenditures in conformity with good fiscal management practice.
- The recommended budget presented by the Village Manager shall show the specific fund from which anticipated expenditures are charged.
- The annual budget may contain funds set aside for contingency purposes not to exceed ten percent (10%) of the total budget, commonly referred to as the Working Cash Fund.
- At least one public hearing shall be held by the Board of Trustees on the tentative annual budget prior to final action by the Board of Trustees. Copies of the tentative annual budget shall be made available for public inspection for at least ten (10) days prior to the hearing. After said hearing, the tentative budget may be further revised and passed without further notice, inspection or hearing.

The Budget Amendment Process

Annually, following adoption of the Budget, it may be necessary for the Village Board to consider amendments to the Adopted Budget in response to unforeseen issues as follow:

- **§2-6-5 (F) Revision of Annual Budget:** The Municipal Budget Officer, subject to approval by the Village Manager, may delete, add to, or change items within object classes, provided the budget for the object class is not increased.
- The Municipal Budget Officer, subject to approval by the Village Manager, may delete, add to, or change items, up to an amount of three thousand dollars (\$3,000) between object classes, provided the total fund budget is not increased and the annual aggregate of such transfers does not exceed one percent (1%) of the total fund budget.
- The corporate authorities, by a vote of two-thirds ($\frac{2}{3}$) of the members then holding office, shall have the authority to revise the budget by transferring monies from one fund to another or adding to any fund. No revision of the annual budget shall be made increasing the budget

in the event monies are not available to do so. (Ord. 1989-0-52, 7-5-89).

- Budget amendments will be compiled and submitted to the Board of Trustees for consideration in the month subsequent to each quarter end with the exception of the fourth quarter. Therefore, it is anticipated that a budget amendment will be included in Board agenda in the following months:
 - April (for quarter ended 3/31)
 - July (for quarter ended 6/30)
 - October (for quarter ended 9/30)
 - December (to adjust budget based on final year end projections)
- Should a requested budget amendment increase an account without an offsetting decrease in a different account, adequate revenue and/or reserves are required for an amended appropriated amount.

Financial Policies

The following is a summary of the Village of Oak Park's financial policies related to the following areas:

- Accounting and Budgeting Methods
- Balanced Budget
- Fund Balance
- Debt Limits
- Purchasing Practices
- Investment Practices

Accounting and Budgeting Methods – The accounting and budgeting records for general governmental operations are maintained on the modified accrual basis of accounting. Under this method, revenues are recorded when available and measurable and expenditures are recorded when materials or services are received and the liability is incurred. Accounting and budgeting records for the Village's enterprise funds, internal services funds and pension trust funds are maintained on the accrual basis of accounting.

Balanced Budget – A balanced budget is defined as a Fund in which annual budgeted revenues either meet or exceed annual budgeted expenditures or expenses, without the necessity of utilizing reserves or fund balance as a revenue source.

Fund Balance Policy – Appropriate fund balance levels are necessary to respond to unexpected emergencies and annual cash flow requirements. For the General Fund, the objective is to have an on-hand unreserved fund balance between 10% and 20% of the current year's estimated operating expenditures. Since unreserved fund balance is often comprised of non-cash amounts, it is furthermore the goal that cash and investment comprise no less than 60% of the targeted unreserved fund balance under this policy. Thus, it is the policy that total General Fund cash and investment balances be in the range of 6% and 12% of annual operating expenditures. For example, if the General Fund has annual budgeted expenditures of \$50 million, the goal would be for the General Fund to have a net (after offsetting inter-fund receivables/payables) \$3 million to \$6 million in cash/investments.

Debt Limit Policy – Under the 1970 Illinois Constitution, there is no legal limit for home rule municipalities, of which Oak Park is, except as set by the General Assembly. Reasonable rules of financial management, however, do offer some guidance which is subject to Village Board policy. The Village does not currently have any formula driven debt limit, but looks to the market to determine its credit worthiness which, in part, takes various measures of debt into account.

Purchasing Policy (subject to change pursuant to adoption of new policy) – When the total cost of any contract made for supplies, equipment, repair work or personal services exceeds \$25,000, or the total cost of making any public improvement exceeds \$10,000, the expenditure must be authorized by the Board of Trustees.

Additional policies on the bidding process – When the total cost of a public work or improvement is expected to exceed \$10,000, or when the total cost of any supplies, equipment or repair work is expected to exceed \$25,000, a call for bids is to be formally advertised. Bidding in all instances may

be waived by a two-thirds vote of the Board of Trustees. In cases of urgently needed material or urgent repairs involving labor and material, repairs and material may be obtained through negotiated contract without formal advertising with the approval of the Village Manager, when it is in the best interest of the Village and when it is not practical to convene a meeting of the Board of Trustees. Negotiated purchases without formal advertising may be approved by the Board of Trustees when it is impractical to secure competition, impossible to draft adequate specifications or any other adequately detailed description of the required property or services, or when the contemplated contract involves maintenance, repair, alteration or inspection and the exact nature or amount of work to be done is not known. However, staff shall first obtain in writing, whenever possible, at least three informal bids for the work whenever possible.

Investment Policy

Pooling of Funds – Except in certain restricted and special funds, the Village of Oak Park will consolidate cash balances from all funds to maximize investment earnings. Investment income will be allocated to the various funds based on their respective participation and in accordance with generally accepted accounting principles.

Safety of Principal – Investments shall be undertaken in a manner that seeks to ensure the preservation of capital in the overall portfolio. The objective will be to mitigate credit risk and interest rate risk.

Liquidity – The investment portfolio shall remain sufficiently liquid to meet all operating requirements that may be reasonably anticipated. This is accomplished by structuring the portfolio so that securities mature concurrent with cash needs (static liquidity). Furthermore, since all possible cash demands cannot be anticipated, the portfolio should consist of securities with active secondary or resale markets (dynamic liquidity). A portion of the portfolio may be placed in money market mutual funds or local government investment pools that offer the same-day liquidity as for short-term funds.

Rate of Return – The investment portfolio shall be designed with the objective of attaining a market rate of return throughout budgetary and economic cycles, taking into Investment risk constraints and liquidity needs. Return on investment is of least importance compared to the safety and liquidity objectives. The core of investments is limited to relatively low-risk securities in anticipation of earning a fair return relative to the risk being assumed. Securities shall not be sold prior to maturity with the following exceptions:

- Declining credit security could be sold early to minimize loss of principal
- Security swap would improve the quality, yield or target duration in the portfolio
- Liquidity needs of the portfolio require that the security be sold.

Consistent with Illinois Compiled Statutes 23 5/2, the following investments will be permitted by this policy:

- U.S. Government obligations, U.S. Government agency obligations and U.S. Government instrumentality obligations, which have a liquid market and a readily determinable market value

- Investment-grade obligations of state, provincial and local governments and public authorities
- Certificates of deposits and other evidences of deposit at financial institutions, bankers' acceptances and commercial paper, rated in the highest tier by a nationally recognized rating agency
- Money market mutual funds regulated by the SEC and whose portfolios consist only of domestic securities
- Local government investment pools, either state-administered or through joint powers, statutes or other intergovernmental agreement legislation.

In accordance with Illinois Compiled Statutes, collateralization of Public Deposits will be required on non-negotiable certificates of deposits.

- The Village of Oak Park will limit maximum final stated maturities to five (5) years unless specific authority is given to exceed or the investment is matched to a specific cash flow. To the extent possible, the Village will attempt to match its investments with anticipated cash flow requirements.
- Reserve funds and other funds with longer-term investment horizons may be invested in securities exceeding five (5) years if the maturity of such investments is made to coincide with the expected use of funds.



Citizens of Oak Park

Village President and Board of Trustees
 Vicki Scaman, Village President
 Susan Buchanan
 Chibuike Enyia
 Ravi Parakkat
 Lucia Robinson
 Jim Taglia
 Arti Walker-Peddakotla

Village Clerk
 Christina M. Waters

Citizen Advisory Boards and Commissions

Interim Village Manager
 Lisa Shelley

Deputy Village Manager
 Ahmad Zayyad

Human Resources
 Kira Tchang
 Assistant Village Manager /
 HR Director

Administrative Adjudication
 Robert Anderson
 Director

Community Relations
 Cedric Melton
 Director

Communications
 David Powers
 Director

Development Customer Services
 Tammie Grossman
 Director

Finance
 Steve Drazner
 Chief Financial Officer

Fire
 Ronald Kobyleski
 Chief

Information Technology
 Alvin Nepomuceno
 Director

Law
 Paul Stephanides
 Village Attorney

Police
 Ladon Reynolds
 Chief

Public Health
 Theresa Chapple-McGruder
 Director

Public Works
 John Wielebnicki
 Director

**VILLAGE OF OAK PARK
POSITION CONTROL- FULL TIME EQUIVALENTS**

<u>DEPARTMENT</u>	<u>DIVISION/SUB CATEGORY</u>	<u>POSITION</u>	<u>FY18</u>	<u>FY19</u>	<u>FY20</u>	<u>FY21</u>	<i>Amended</i> <u>FY21</u>	<u>FY22</u>
Adjudication	N/A	Adjudication Director	1.00	1.00	1.00	1.00	1.00	1.00
Adjudication	N/A	Executive Secretary	1.00	1.00	1.00	1.00	1.00	1.00
Adjudication	N/A	Adjudication Hearing Clerk	1.00	1.00	1.00	1.00	1.00	1.00
Adjudication	N/A	Community Service Coordinator	0.50	0.50	0.50	0.25	0.25	0.25
TOTAL ADMINISTRATIVE ADJUDICATION			3.50	3.50	3.50	3.25	3.25	3.25
Administrative Services	Communications	Communications Director	1.00	1.00	1.00	1.00	1.00	1.00
Administrative Services	Communications	Communications & Social Media Manager <i>(Reclassified from "Coordinator" 01/01/18)</i>	1.00	1.00	1.00	1.00	1.00	1.00
Administrative Services	Communications	Comm. & Social Media Coordinator <i>(for public safety)</i>	-	0.50	0.50	0.50	1.00	1.00
Administrative Services	Communications	Media Production Manager	1.00	1.00	1.00	1.00	1.00	1.00
SUBTOTAL			3.00	3.50	3.50	3.50	4.00	4.00
Administrative Services	Human Resources	Director/Asst. Village Manager	1.00	1.00	1.00	1.00	1.00	1.00
Administrative Services	Human Resources	Assistant Director of Equity/HR	-	-	-	-	-	1.00
Administrative Services	Human Resources	Human Resources Generalist	2.00	2.00	2.00	2.00	2.00	2.00
Administrative Services	Human Resources	Human Resources Coordinator	1.00	1.00	2.00	2.00	2.00	2.00
SUBTOTAL			4.00	4.00	5.00	5.00	5.00	6.00
Administrative Services	Law	Village Attorney	1.00	1.00	1.00	1.00	1.00	1.00
Administrative Services	Law	Assistant Village Attorney	1.00	1.00	1.00	1.00	1.00	1.00
Administrative Services	Law	Legal Secretary	1.00	1.00	1.00	1.00	1.00	1.00
Administrative Services	Law	Legal/Adm Secretary	0.50	0.50	0.50	0.50	0.50	0.50
SUBTOTAL			3.50	3.50	3.50	3.50	3.50	3.50
Administrative Services	Village Manager Office	Village Manager	1.00	1.00	1.00	1.00	1.00	1.00
Administrative Services	Village Manager Office	Deputy Village Manager	1.00	1.00	1.00	2.00	2.00	2.00
Administrative Services	Village Manager Office	Executive Coordinator	1.00	1.00	1.00	1.00	1.00	1.00
Administrative Services	Village Manager Office	Sustainability Coordinator	1.00	1.00	1.00	1.00	2.00	2.00
Administrative Services	Village Manager Office	Sustainability Graduate Fellow					0.50	0.50
Administrative Services	Village Manager Office	Executive Secretary	0.50	0.50	0.50	0.75	0.75	0.75
SUBTOTAL			4.50	4.50	4.50	5.75	7.25	7.25
TOTAL ADMINISTRATIVE SERVICES			15.00	15.50	16.50	17.75	19.75	20.75

<u>DEPARTMENT</u>	<u>DIVISION/SUB CATEGORY</u>	<u>POSITION</u>	<u>FY18</u>	<u>FY19</u>	<u>FY20</u>	<u>FY21</u>	<i>Amended</i> <u>FY21</u>	<u>FY22</u>
Community Relations	N/A	Community Relations Director	1.00	1.00	1.00	1.00	1.00	1.00
Community Relations	N/A	Community Relations Coordinator	1.00	1.00	1.00	1.00	1.00	1.00
Community Relations	N/A	Management Intern	0.50	0.50	0.50	-	-	-
TOTAL COMMUNITY RELATIONS			2.50	2.50	2.50	2.00	2.00	2.00
Development Customer Services	Administration	Development Customer Services Director	1.00	1.00	1.00	1.00	1.00	1.00
Development Customer Services	Administration	Development Cust. Services Assistant Director	1.00	1.00	1.00	1.00	1.00	1.00
Development Customer Services	Administration	Budget/Revenue Analyst <i>(re-organized from Parking Division)</i>	1.00	1.00	1.00	1.00	1.00	1.00
Development Customer Services	Administration	Grants Supervisor	1.00	1.00	1.00	1.00	1.00	1.00
Development Customer Services	Administration	Grants Coordinator	1.00	1.00	1.00	1.00	1.00	1.00
Development Customer Services	Administration	Account Clerk II <i>(re-organized from Parking Division)</i>	1.00	1.00	1.00	1.00	1.00	1.00
Development Customer Services	Administration	Executive Secretary	1.50	2.00	2.00	2.00	2.00	2.00
SUBTOTAL			7.50	8.00	8.00	8.00	8.00	8.00
Development Customer Services	Business Services	Business Services Manager	1.00	-	-	-	-	-
Development Customer Services	Business Services	Business/License Officer <i>(re-organized to Neighborhood Services Division)</i>	2.00	-	-	-	-	-
SUBTOTAL			3.00	-	-	-	-	-
Development Customer Services	Community Planning	Urban Planner	1.00	1.00	1.00	1.00	1.00	1.00
Development Customer Services	Community Planning	Village Planner	1.00	1.00	1.00	1.00	1.00	1.00
Development Customer Services	Community Planning	Zoning Administrator	1.00	1.00	1.00	1.00	1.00	1.00
Development Customer Services	Community Planning	Summer Interns <i>(up to 2 - Historic Preservation)</i>	-	0.50	-	-	-	-
SUBTOTAL			3.00	3.50	3.00	3.00	3.00	3.00
Development Customer Services	Neighborhood Services	Neighborhood Services Manager	1.00	1.00	1.00	1.00	1.00	1.00
Development Customer Services	Neighborhood Services	Neighborhood Services Supervisor	1.00	1.00	1.00	1.00	1.00	1.00
Development Customer Services	Neighborhood Services	Community Development Technician	1.00	1.00	1.00	-	-	-
Development Customer Services	Neighborhood Services	Property Maint./Community Development Inspector	4.00	4.00	4.00	5.00	5.00	5.00
Development Customer Services	Neighborhood Services	Business License Officer	-	2.00	2.00	2.00	2.00	2.00
Development Customer Services	Neighborhood Services	Account Clerk II	1.00	1.00	1.00	1.00	1.00	1.00
SUBTOTAL			8.00	10.00	10.00	10.00	10.00	10.00
Development Customer Services	Permit Processing	Permit Processing Manager/Chief Building Officer	1.00	1.00	1.00	1.00	1.00	1.00
Development Customer Services	Permit Processing	Permit Services Supervisor	1.00	1.00	1.00	1.00	1.00	1.00
Development Customer Services	Permit Processing	Plans Examiner	-	-	-	-	-	-
Development Customer Services	Permit Processing	Building Inspector	1.00	1.00	1.00	1.00	1.00	1.00
Development Customer Services	Permit Processing	Customer Service Rep. III <i>(Previously "Permit Customer Service Technician")</i>	3.50	3.00	3.00	2.50	2.50	2.50
SUBTOTAL			6.50	6.00	6.00	5.50	5.50	5.50

<u>DEPARTMENT</u>	<u>DIVISION/SUB CATEGORY</u>	<u>POSITION</u>	<u>FY18</u>	<u>FY19</u>	<u>FY20</u>	<u>FY21</u>	<i>Amended</i> <u>FY21</u>	<u>FY22</u>
Development Customer Services	Parking Services	Parking Director	-	-	-	-	-	-
Development Customer Services	Parking Services	Parking & Mobility Services Manager	1.00	1.00	1.00	1.00	1.00	1.00
Development Customer Services	Parking Services	Assistant Director	-	-	-	-	-	-
Development Customer Services	Parking Services	Parking Services Supervisor	0.50	-	-	-	-	-
Development Customer Services	Parking Services	Parking Restrictions Coordinator	1.00	1.00	1.00	1.00	1.00	1.00
Development Customer Services	Parking Services	Administrative Clerk	1.50	1.50	1.50	1.00	1.00	1.00
Development Customer Services	Parking Services	Parking Facilities Supervisor	1.00	2.00	2.00	2.00	2.00	2.00
Development Customer Services	Parking Services	Parking Meter Technician	3.00	3.00	3.00	3.00	3.00	3.00
Development Customer Services	Parking Services	Permit Services Supervisor	0.50	-	-	-	-	-
Development Customer Services	Parking Services	Customer Service Rep. III (Previously "Parking Services Specialist")				0.50	0.50	0.50
Development Customer Services	Parking Services	Customer Service Rep. II (Previously "Parking Services Specialist")	4.50	3.50	3.00	2.00	2.00	2.00
SUBTOTAL			13.00	12.00	11.50	10.50	10.50	10.50
TOTAL DEVELOPMENT CUSTOMER SERVICES			41.00	39.50	38.50	37.00	37.00	37.00
Finance	N/A	Chief Financial Officer	1.00	1.00	1.00	1.00	1.00	1.00
Finance	N/A	Deputy Chief Financial Officer	1.00	1.00	1.00	1.00	1.00	1.00
Finance	N/A	Senior Accountant	1.00	1.00	1.00	1.00	1.00	1.00
Finance	N/A	Payroll Accountant	1.00	1.00	1.00	1.00	1.00	1.00
Finance	N/A	Budget/Revenue Analyst (re-organized from Budget & Financial Manager 7/1/18)	1.00	1.00	1.00	-	1.00	1.00
Finance	N/A	Accountant	1.00	0.50	-	-	-	-
Finance	N/A	Executive Secretary	1.00	1.00	1.00	1.00	1.00	1.00
Finance	N/A	Records Coordinator	1.00	-	-	-	-	-
Finance	N/A	Account Clerk II	2.00	2.00	-	-	-	-
Finance	N/A	Account Clerk III	-	-	2.00	2.00	2.00	2.00
Finance	N/A	Cashier	2.50	2.50	2.50	2.50	2.50	2.00
TOTAL FINANCE			12.50	11.00	10.50	9.50	10.50	10.00
Fire	Administration	Fire Chief	1.00	1.00	1.00	1.00	1.00	1.00
Fire	Administration	Deputy Fire Chief - EMD & Infectious Diseases (former Deputy Chief Community Services)	1.00	1.00	1.00	1.00	1.00	1.00
Fire	Administration	Intern	0.25	0.25	-	-	-	-
Fire	Administration	Deputy Fire Chief - Operations	1.00	1.00	1.00	1.00	1.00	1.00
Fire	Administration	Fire Marshall				-	1.00	1.00
Fire	Administration	Fire Inspector- Civillian (2 Part-Time) (service proposed by contractor in FY18)	-	1.00	1.00	1.00	1.00	1.00
Fire	Administration	Office Coordinator (previously "Executive Secretary")	1.00	1.00	1.00	1.00	1.00	1.00
SUBTOTAL			4.25	5.25	5.00	5.00	6.00	6.00

<u>DEPARTMENT</u>	<u>DIVISION/SUB CATEGORY</u>	<u>POSITION</u>	<u>FY18</u>	<u>FY19</u>	<u>FY20</u>	<u>FY21</u>	<i>Amended</i> <u>FY21</u>	<u>FY22</u>
Fire	Operations	Battalion Chief	3.00	3.00	3.00	3.00	3.00	3.00
Fire	Operations	Lieutenant	12.00	12.00	12.00	12.00	12.00	12.00
Fire	Operations	Firefighter/Paramedic	48.00	48.00	48.00	48.00	48.00	48.00
SUBTOTAL			63.00	63.00	63.00	63.00	63.00	63.00
TOTAL FIRE			67.25	68.25	68.00	68.00	69.00	69.00
Information Technology	N/A	Director	1.00	1.00	1.00	1.00	1.00	1.00
Information Technology	N/A	IT Operations Manager	1.00	1.00	1.00	1.00	1.00	1.00
Information Technology	N/A	Network Specialist	2.00	2.00	2.00	2.00	2.00	2.00
Information Technology	N/A	Systems Analyst	3.00	3.00	3.00	3.00	3.00	3.00
Information Technology	N/A	Executive Secretary	-	-	-	-	-	-
Information Technology	N/A	IT Office Coordinator	1.00	1.00	1.00	1.00	1.00	1.00
TOTAL INFORMATION TECHNOLOGY			8.00	8.00	8.00	8.00	8.00	8.00
Police	Administration	Police Chief	1.00	1.00	1.00	1.00	1.00	1.00
Police	Administration	Deputy Chief	2.00	2.00	2.00	2.00	2.00	2.00
Police	Administration	Police Administrative Commander <i>(re-organized as sworn in 2018)</i>	-	-	-	1.00	1.00	1.00
Police	Administration	Police Sergeant - Internal Affairs	-	1.00	1.00	-	-	-
Police	Administration	Police Officer- Research/Planning	1.00	-	-	-	-	-
Police	Administration	Training Coordinator & Emergency Preparedness/Response Manager <i>(State Grant & re-organized to Health Department 2018)</i>	-	-	-	-	-	-
Police	Administration	Executive Secretary	1.00	1.00	1.00	1.00	1.00	1.00
SUBTOTAL			5.00	5.00	5.00	5.00	5.00	5.00
Police	Field	Commander	4.00	3.00	3.00	3.00	3.00	3.00
Police	Field	Sergeant	14.00	12.00	12.00	12.00	12.00	12.00
Police	Field	Police Officer	65.00	65.00	65.00	63.00	63.00	63.00
Police	Field	Community Service Officer	6.00	6.00	6.00	6.00	6.00	6.00
Police	Field	Community Liaison Coordinator	-	-	-	-	-	-
Police	Field	Parking Enforcement Officer	10.00	10.00	10.00	8.00	8.00	8.00
Police	Field	Parking Enforcement Supervisor <i>(Position funding beginning 04/01/19)</i>	-	3.00	2.00	2.00	2.00	2.00
SUBTOTAL			99.00	99.00	98.00	94.00	94.00	94.00
Police	Support	Commander	1.00	2.00	2.00	2.00	2.00	2.00
Police	Support	Sergeant	3.00	4.00	4.00	5.00	5.00	5.00

<u>DEPARTMENT</u>	<u>DIVISION/SUB CATEGORY</u>	<u>POSITION</u>	<u>FY18</u>	<u>FY19</u>	<u>FY20</u>	<u>FY21</u>	<i>Amended</i> <u>FY21</u>	<u>FY22</u>
Police	Support	Police Officer	13.00	16.00	16.00	16.00	16.00	16.00
Police	Support	Police Officer (School Resource Officer)	3.00	3.00	3.00	-	-	-
Police	Support	Police Officer (Juvenile Officer)				2.00	2.00	2.00
Police	Support	Police Officer (Resident Beat Officer)	6.00	6.00	6.00	6.00	6.00	6.00
Police	Support	Police Officer (Neighborhood Resource Officer)	2.00	2.00	2.00	2.00	2.00	2.00
Police	Support	Police Officer (Foot Patrol)	3.00	3.00	3.00	3.00	3.00	3.00
Police	Support	Police Officer (Training)	1.00	1.00	1.00	1.00	1.00	1.00
Police	Support	Police Officer (Investigation Support Officer)	-	-	-	-	-	-
Police	Support	Evidence/Detention Custodian <i>(re-organized from Administration)</i>	1.00	1.00	1.00	1.00	1.00	1.00
Police	Support	Court Services Liaison <i>(re-organized from Administration)</i>	1.00	1.00	1.00	1.00	1.00	1.00
Police	Support	Budget/Revenue Analyst <i>(re-organized from Administration)</i>	1.00	1.00	1.00	1.00	1.00	1.00
Police	Support	Crime Analyst	1.00	1.00	1.00	1.00	1.00	1.00
Police	Support	Police Records Supervisor	1.00	1.00	1.00	1.00	1.00	1.00
Police	Support	Parking Advocate	2.00	2.00	2.00	2.00	2.00	1.00
Police	Support	Senior Police Records Clerk	2.00	2.00	2.00	2.00	2.00	2.00
Police	Support	Police Records Clerk	2.00	2.00	2.00	2.00	2.00	3.00
SUBTOTAL			43.00	48.00	48.00	48.00	48.00	48.00
TOTAL SWORN			119.00	121.00	121.00	116.00	116.00	116.00
TOTAL CIVILIAN			28.00	31.00	30.00	29.00	29.00	29.00
TOTAL POLICE			147.00	152.00	151.00	147.00	147.00	147.00
Public Health	N/A	Director	1.00	1.00	1.00	1.00	1.00	1.00
Public Health	N/A	Emergency Preparedness & Response Coordinator	-	1.00	1.00	1.00	1.00	1.00
Public Health	N/A	Health Education Manager					1.00	1.00
Public Health	N/A	Public Health Nurse	1.00	1.00	1.00	1.00	1.00	1.00
Public Health	N/A	Community Health Advisor	-	-	-	1.00	1.00	1.00
Public Health	N/A	Environmental Health Supervisor	-	-	-	-	1.00	1.00
Public Health	N/A	Licensed Env. Health Pract. <i>(Previously "Sanitarian")</i>	2.00	2.00	2.00	2.00	2.00	2.00
Public Health	N/A	Grants Coordinator	0.50	1.00	1.00	1.00	1.00	1.00
Public Health	N/A	Animal Control Officer	1.00	1.00	1.00	1.00	1.00	1.00
Public Health	N/A	Administrative Assistant	1.00	1.00	1.00	1.00	1.00	1.00
Public Health	N/A	Farmers Market Manager	-	0.50	0.50	0.50	0.50	0.50
Public Health	N/A	Farmers Market Assistants (3) <i>(.50 duties transferred from contractual services in 2019)</i>	-	0.50	0.25	0.25	0.75	0.75
Public Health	N/A	Intern	0.25	0.25	0.25	0.25	0.25	0.25
TOTAL PUBLIC HEALTH			6.75	9.25	9.00	10.00	12.50	12.50
Public Works	Administration	Director	1.00	1.00	1.00	1.00	1.00	1.00
Public Works	Administration	Assistant Director	-	-	1.00	1.00	1.00	1.00
Public Works	Administration	Budget/Revenue Analyst <i>(reclassified 1/1/18)</i>	1.00	1.00	1.00	1.00	1.00	1.00

<u>DEPARTMENT</u>	<u>DIVISION/SUB CATEGORY</u>	<u>POSITION</u>	<u>FY18</u>	<u>FY19</u>	<u>FY20</u>	<u>FY21</u>	<i>Amended</i> <u>FY21</u>	<u>FY22</u>
Public Works	Administration	Customer Service Rep II (Previously Administrative Secretary)	4.00	3.00	3.00	4.00	4.00	2.00
Public Works	Administration	Administrative Assistant	-	1.00	1.00	-	-	2.00
Public Works	Administration	Seasonal Various	0.50	1.00	0.50	1.00	1.00	1.00
	SUBTOTAL		6.50	7.00	7.50	8.00	8.00	8.00
Public Works	Building Maintenance	Superintendent	1.00	1.00	1.00	1.00	1.00	1.00
Public Works	Building Maintenance	Building Maintenance Contract Coordinator	1.00	1.00	1.00	1.00	1.00	1.00
	SUBTOTAL		2.00	2.00	2.00	2.00	2.00	2.00
Public Works	Engineering	Village Engineer	1.00	1.00	1.00	1.00	1.00	1.00
Public Works	Engineering	Traffic Engineer	1.00	-	-	-	-	-
Public Works	Engineering	Assistant Village Engineer	1.00	1.00	1.00	1.00	1.00	1.00
Public Works	Engineering	Administrative Assistant	-	-	-	-	-	-
Public Works	Engineering	Civil Engineer II	3.00	3.00	3.00	3.00	3.00	3.00
Public Works	Engineering	Engineering Technician II	2.00	1.00	1.00	1.00	1.00	1.00
Public Works	Engineering	Civil Engineer I	-	1.00	1.00	1.00	1.00	3.00
Public Works	Engineering	Engineering Technician I	1.00	2.00	2.00	2.00	2.00	-
	SUBTOTAL		9.00	9.00	9.00	9.00	9.00	9.00
Public Works	Environmental Services	Environmental Services Manager	1.00	1.00	1.00	1.00	1.00	1.00
Public Works	Environmental Services	Environmental Services Control Officer	1.00	1.00	1.00	1.00	1.00	1.00
Public Works	Environmental Services	Environmental Services Customer Representative	-	-	0.50	0.50	0.50	0.50
	SUBTOTAL		2.00	2.00	2.50	2.50	2.50	2.50
Public Works	Fleet	Crew Chief	1.00	1.00	1.00	1.00	1.00	1.00
Public Works	Fleet	Superintendent	1.00	1.00	1.00	1.00	1.00	1.00
Public Works	Fleet	Sr. Fleet Automotive Service & Body Technician	1.00	1.00	1.00	1.00	1.00	1.00
Public Works	Fleet	Parts Supervisor	1.00	1.00	1.00	1.00	1.00	1.00
Public Works	Fleet	Parts Attendant	1.00	1.00	1.00	1.00	1.00	1.00
Public Works	Fleet	Fleet Automotive Service Technician	5.00	5.00	5.00	5.00	5.00	5.00
Public Works	Fleet	Fleet Autobody Technician	-	-	-	-	-	-
	SUBTOTAL		10.00	10.00	10.00	10.00	10.00	10.00
Public Works	Forestry	Forestry Superintendent	1.00	1.00	1.00	1.00	1.00	1.00
Public Works	Forestry	Maintenance Crew Chief	1.00	1.00	1.00	1.00	1.00	1.00
Public Works	Forestry	Forestry Technician II	4.00	3.00	1.00	2.00	2.00	2.00
Public Works	Forestry	Forestry Technician I	-	-	1.00	-	-	-
	SUBTOTAL		6.00	5.00	4.00	4.00	4.00	4.00
Public Works	Streets/Lighting	Streets Superintendent	1.00	1.00	1.00	1.00	1.00	1.00

<u>DEPARTMENT</u>	<u>DIVISION/SUB CATEGORY</u>	<u>POSITION</u>	<u>FY18</u>	<u>FY19</u>	<u>FY20</u>	<u>FY21</u>	<i>Amended</i> <u>FY21</u>	<u>FY22</u>
Public Works	Streets/Lighting	Street Supervisor	1.00	1.00	1.00	1.00	1.00	1.00
Public Works	Streets/Lighting	Senior Electrician	1.00	1.00	1.00	1.00	1.00	1.00
Public Works	Streets/Lighting	Sr. Sign & Marking Technician	1.00	1.00	1.00	1.00	1.00	1.00
Public Works	Streets/Lighting	Equipment Operator	6.00	8.00	8.00	8.00	8.00	8.00
Public Works	Streets/Lighting	Electrician	1.00	1.00	1.00	1.00	1.00	1.00
SUBTOTAL			11.00	13.00	13.00	13.00	13.00	13.00
Public Works	Water/Sewer	Superintendent	1.00	1.00	1.00	1.00	1.00	1.00
Public Works	Water/Sewer	Water & Sewer Supervisor	1.00	1.00	1.00	1.00	1.00	1.00
Public Works	Water/Sewer	Sr. Pump Operator	1.00	1.00	1.00	1.00	1.00	1.00
Public Works	Water/Sewer	Water/Sewer Worker II	3.00	4.00	2.00	2.00	2.00	2.00
Public Works	Water/Sewer	Water/Sewer Worker I	4.00	3.00	6.00	6.00	6.00	6.00
Public Works	Water/Sewer	Pump Operator	2.00	2.00	2.00	2.00	2.00	2.00
Public Works	Water/Sewer	Water Meter Supervisor				1.00	1.00	1.00
Public Works	Water/Sewer	Meter Reader	0.50	0.50	1.00	1.00	1.00	1.00
SUBTOTAL			12.50	12.50	14.00	15.00	15.00	15.00
TOTAL PUBLIC WORKS			59.00	60.50	62.00	63.50	63.50	63.50
Village Board of Trustees	N/A	Village President	1.00	1.00	1.00	1.00	1.00	1.00
Village Board of Trustees	N/A	Trustee	6.00	6.00	6.00	6.00	6.00	6.00
TOTAL BOARD OF TRUSTEES			7.00	7.00	7.00	7.00	7.00	7.00
Village Clerk	N/A	Village Clerk	1.00	1.00	1.00	1.00	1.00	1.00
Village Clerk	N/A	Deputy Village Clerk	1.00	1.00	1.00	1.00	1.00	1.00
Village Clerk	N/A	Sr. Administrative Clerk	-	-	-	-	-	-
TOTAL VILLAGE CLERK			2.00	2.00	2.00	2.00	2.00	2.00
TOTAL- ALL DEPARTMENTS			371.50	379.00	378.50	375.00	381.50	382.00

<u>DEPARTMENT</u>	<u>DIVISION/SUB CATEGORY</u>	<u>POSITION</u>	<u>FY18</u>	<u>FY19</u>	<u>FY20</u>	<u>FY21</u>	<i>Amended</i> <u>FY21</u>	<u>FY22</u>
-------------------	------------------------------	-----------------	-------------	-------------	-------------	-------------	-------------------------------	-------------

Synopsis of Recommended FTE Changes from FY21 Amended to FY22

<u>Position/Title</u>	<u>Department</u>	<u>FTE Change</u>
Part time Cashier	Finance	(0.50)
Assistant Director of Equity/HR	Human Resources	1.00
Parking Advocate	Police	(1.00)
Records Clerk	Police	1.00
Customer Service Reps II	Public Works	(2.00)
Administrative Assistants	Public Works	2.00
Civil Engineer I	Public Works	2.00
Engineering Technician I	Public Works	(2.00)
Net Impact of Recommended Changes		<u>0.50</u>

Village of Oak Park
Economic Incentive Summary
Fiscal Year 2022

<u>Payee</u>	<u>Incentive Description</u>	<u>Fund</u>	<u>FY21 Projected Expense</u>	<u>FY22 Budgeted Expense</u>	<u>GL#</u>
Gugly	Years 1-4, 100% of municipal sales (1% ROT and 1% HR Sales) and 3% local liquor tax to developer; Years 5-7, 50% of municipal sales and local liquor tax to developer. Incentive capped at \$50K/year.	General	15,000	15,000	1001.46260.101.530649
Sherwin Williams	60% 1% ROT and 1% HR sales tax to developer capped at a cumulative \$75K	General	17,000	3,000	1001.46260.101.530649
Autobarn	After surpassing \$50M in cumulative revenue, VOP and Developer share equally 1% ROT and 1% HR sales tax for a six year period. No incentive ceiling/cap.	General	106,000	N/A	1001.46260.101.530649
Clark Street RDA	Annual \$200K sales tax revenue base to VOP. Sales tax revenue (1% ROT and 1% HR) above \$200K for calendar year 100% allocated to developer. Incentive capped at a cumulative \$750K	General	6,000	7,000	1001.46260.101.530649
CMV Development	Fixed incentive per agreement		25,000	25,000	1001.46260.101.530649
TOTAL			<u>169,000</u>	<u>50,000</u>	

Village of Oak Park
Partner Agency (Non-Profit) Funding Summary
FY2022

<u>Agency Name</u>	<u>GL Account</u>	<u>Actual FY17</u>	<u>Actual FY18</u>	<u>Actual FY19</u>	<u>Actual FY20</u>	<u>Amended Budget</u>		
						<u>Budget FY21</u>	<u>Budget FY21</u>	<u>Budget FY22</u>
Oak Park Regional Housing Center- Programatic Subsidy	1001.46206.240.585652	425,000	425,000	391,382	300,000	300,000	300,000	300,000
Oak Park Regional Housing Center- CDBG Funding	2083.46201.101.583608	117,820	86,609	104,665	115,415	90,438	90,438	80,000
Oak Park Regional Housing Center- CDBG Funding	2083.46201.101.583660	89,064	56,569	75,305	75,508	73,000	73,000	42,500
SUBTOTAL		631,884	568,178	571,352	490,923	463,438	463,438	422,500
Oak Park Residence Corporation- Programatic Subsidy	1001.46206.280.585652	35,000	35,000	38,750	63,750	35,000	35,000	42,500
Oak Park Housing Authority- Programatic Subsidy (Affordable Housing)	2077.46260.101.583670	-	-	-	-	35,000	35,000	35,000
Oak Park Housing Authority- Programatic Subsidy	1001.46206.230.585652	35,000	35,000	35,000	35,000	-	-	-
Visit Oak Park- Programatic Subsidy	1001.46260.231.585652	57,500	57,500	57,500	-	-	-	-
Visit Oak Park- Hotel Motel Tax Revenues	1001.46260.231.585652	155,000	155,000	155,000	100,000	155,000	155,000	175,000
SUBTOTAL		212,500	212,500	212,500	100,000	155,000	155,000	175,000
Oak Park River Forest Chamber of Commerce	1001.46205.101.530667	100,000	100,000	-	-	-	-	-
Oak Park Arts Council- Programatic Subsidy Oper Support	1001.46260.233.585652	82,000	75,428	82,000	82,000	82,000	82,000	92,000
Oak Park Arts Council- Programatic Subsidy Art Funding	1001.46260.233.585652	25,000	25,000	25,000	32,000	27,500	30,000	30,000
Oak Park Arts Council- Programatic Subsidy Off the Wall	1001.46260.233.585652	32,500	32,500	35,000	-	35,000	32,500	32,500
Oak Park Arts Council- Public Art Support	1001.46260.233.585652	100,000	65,000	70,000	50,000	40,000	40,000	40,000
SUBTOTAL		239,500	197,928	212,000	164,000	184,500	184,500	194,500
Oak Park Economic Development- Programatic Subsidy	1001.46260.232.585652	657,970	670,786	571,500	571,500	521,500	521,500	571,500
Downtown Oak Park	2081.41300.101.530667	650,000	700,000	725,000	725,000	700,000	725,000	725,000
TOTAL ALL OUTSIDE PARTNER AGENCY SUPPORT (Excluding Affordable Housing)		2,561,854	2,519,392	2,366,102	2,150,173	2,059,438	2,084,438	2,131,000

Village of Oak Park
Inter-Fund Transfer Schedule
2022 Budget

	<u>Revenue Fund</u>					<u>Transfer In</u>	<u>Expenditure Fund</u>					<u>Transfer Out</u>
Sustainability Fund	2310	41300	101	491455	150,000	Environmental Services Fund	5055	41300	101	591890	(150,000)	
Building Improvement Fund	3012	41300	101	491495	1,700,000	Capital Fund	3095	41300	101	591812	(1,700,000)	
Equipment Replacement Fund	3029	41300	101	491495	1,250,000	Capital Fund	3095	41300	101	591829	(1,250,000)	
Fleet Replacement Fund	3032	43900	101	491424	-	Federal RICO Fund	2024	42400	101	591832	-	
Fleet Replacement Fund	3032	41300	101	491495	1,450,000	Capital Fund	3095	41300	101	591832	(1,450,000)	
Capital Improvement Fund	3095	41300	101	491401	4,000,000	General Fund	1001	41300	101	591895	(4,000,000)	
Debt Service Fund	4025	41300	101	491401	500,000	General Fund	1001	41300	101	591825	(500,000)	
Debt Service Fund	4025	41300	101	491455	350,000	Environmental Services Fund	5055	41300	101	591890	(350,000)	
Earth Fest Fund	5057	43760	101	491499	7,000	Environmental Services Fund	5055	41300	101	591890	(7,000)	
Parking Fund	5060	41300	101	491401	40,000	General Fund	1001	41300	101	591860	(40,000)	
Self-Insured Retention Fund	6026	41300	101	491401	700,000	General Fund	1001	41300	101	591826	(700,000)	
Self-Insured Retention Fund	6026	41300	101	491440	670,000	Water and Sewer Fund	5040	41300	101	591826	(670,000)	
Self-Insured Retention Fund	6026	41300	101	491460	300,000	Parking Fund	5060	41300	101	591826	(300,000)	
TOTAL INTERFUND TRANSFERS EXCLUDING HEALTH INS. CONTRIBUTIONS					<u>11,117,000</u>						<u>(11,117,000)</u>	

Village of Oak Park
 Net Revenues- All Funds
 Excludes Interfund Transfers-In

Fund <u>Name</u>	Fund <u>Type</u>	Fund <u>#</u>	Fiscal Year 2022 Revenues <u>Gross</u>	Less Interfund <u>Xfers-In</u>	Fiscal Year 2022 Revenues <u>Net</u>
General Fund	General	1001	65,850,684	-	65,850,684
Affordable Housing	Special Revenue	2077	1,600,000	-	1,600,000
American Rescue Plan Grant	Special Revenue	2078	19,492,201	-	19,492,201
Bullet Proof Vest Grant	Special Revenue	2200	7,500	-	7,500
Community Dev Block Grant	Special Revenue	2083	2,650,137	-	2,650,137
Community Dev Loan	Special Revenue	2020	154,000	-	154,000
Cook County Lead Hazard Grant	Special Revenue	2079	80,000	-	80,000
Earth Fest	Special Revenue	5057	7,000	(7,000)	-
Emergency Solutions Grant	Special Revenue	2080	-	-	-
Farmers Market	Special Revenue	2027	24,000	-	24,000
Federal RICO	Special Revenue	2024	128,600	-	128,600
Foreign Fire Insurance	Special Revenue	2014	120,300	-	120,300
Health Grants	Special Revenue	Var	348,851	-	348,851
IL Dept of Transportation Grant	Special Revenue	2230	25,000	-	25,000
Madison St. TIF	Special Revenue	2072	-	-	-
Motor Fuel Tax	Special Revenue	2038	2,028,500	-	2,028,500
Section 108 Loan Fund	Special Revenue	2088	3,000,000	-	3,000,000
SSA#1	Special Revenue	2081	726,500	-	726,500
SSA#7	Special Revenue	2090	-	-	-
SSA#8	Special Revenue	2092	3,738	-	3,738
State RICO	Special Revenue	2021	20,075	-	20,075
Sustainability Fund	Special Revenue	2310	611,000	(150,000)	461,000
Tobacco Enforcement Program Grant	Special Revenue	2220	3,000	-	3,000
Travel, Training & Wellness	Special Revenue	1050	28,000	-	28,000
Building Improvement Fund	Capital Improvement	3012	1,700,000	(1,700,000)	-
Equipment Replacement Fund	Capital Improvement	3029	1,250,000	(1,250,000)	-
Fleet Replacement Fund	Capital Improvement	3032	1,450,000	(1,450,000)	-
Rebuild Illinois Bonds	Capital Improvement	3040	1,139,654	-	1,139,654
General Improvement Fund	Capital Improvement	3095	12,725,946	(4,000,000)	8,725,946
Environmental Services Fund	Enterprise	5055	4,415,000	-	4,415,000
Parking Fund	Enterprise	5060	4,890,000	(40,000)	4,850,000
Water/Sewer Fund	Enterprise	5040	17,869,000	-	17,869,000
Debt Service Fund	Internal Service	4025	5,137,013	(850,000)	4,287,013
Health Insurance Fund	Internal Service	6028	7,676,000	-	7,676,000
Self Insured Retention Fund	Internal Service	6026	1,670,000	(1,670,000)	-
Firefighters' Pension Fund	Fiduciary	7023	8,682,755	-	8,682,755
Police Pension Fund	Fiduciary	7022	10,569,950	-	10,569,950
			<u>176,084,404</u>	<u>(11,117,000)</u>	<u>164,967,404</u>

Village of Oak Park
 Net Expenditures/Expenses- All Funds
 Excludes Interfund Transfers-Out

Fund Name	Fund Type	Fund #	Fiscal Year 2022	Plus	Fiscal Year 2022
			Expenditures Gross	Interfund Xfers Out	Expenditures Net
General Fund	General	1001	(69,850,684)	5,240,000	(64,610,684)
Affordable Housing	Special Revenue	2077	(428,166)		(428,166)
American Rescue Plan Grant	Special Revenue	2078	(505,000)	-	(505,000)
Bullet Proof Vest Grant	Special Revenue	2200	(7,500)	-	(7,500)
Community Dev Block Grant	Special Revenue	2083	(2,650,137)	-	(2,650,137)
Community Dev Loan	Special Revenue	2020	(176,200)	-	(176,200)
Cook County Lead Hazard Grant	Special Revenue	2079	(80,000)	-	(80,000)
Earth Fest	Special Revenue	5057	(7,000)	-	(7,000)
Emergency Solutions Grant	Special Revenue	2080	-	-	-
Farmers Market	Special Revenue	2027	(63,455)	-	(63,455)
Federal RICO	Special Revenue	2024	(1,400)	-	(1,400)
Foreign Fire Insurance	Special Revenue	2014	(123,400)	-	(123,400)
Health Grants	Special Revenue	Var	(348,851)	-	(348,851)
IL Dept. of Transportation Grant	Special Revenue	2230	(25,000)	-	(25,000)
Madison St. TIF	Special Revenue	2072	(1,661,362)	-	(1,661,362)
Motor Fuel Tax	Special Revenue	2038	(2,313,491)	-	(2,313,491)
Rebuild Illinois Bonds	Special Revenue	3040	-	-	-
Section 108 Loan Fund	Special Revenue	2088	(3,000,000)	-	(3,000,000)
SSA#1	Special Revenue	2081	(726,000)	-	(726,000)
SSA#7	Special Revenue	2090	-	-	-
SSA#8	Special Revenue	2092	-	-	-
State RICO	Special Revenue	2021	(31,400)	-	(31,400)
Sustainability Fund	Special Revenue	2310	(1,674,243)	-	(1,674,243)
Tobacco Enforcement Program Grant	Special Revenue	2220	(3,000)	-	(3,000)
Travel, Training & Wellness	Special Revenue	1050	(80,000)	-	(80,000)
Building Improvement Fund	Capital Improvement	3012	(1,419,600)	-	(1,419,600)
Equipment Replacement Fund	Capital Improvement	3029	(975,000)	-	(975,000)
Fleet Replacement Fund	Capital Improvement	3032	(1,417,516)	-	(1,417,516)
General Improvement Fund	Capital Improvement	3095	(16,524,883)	4,400,000	(12,124,883)
Environmental Services Fund	Enterprise	5055	(4,394,809)	507,000	(3,887,809)
Parking Fund	Enterprise	5060	(6,734,514)	300,000	(6,434,514)
Water/Sewer Fund	Enterprise	5040	(22,458,887)	670,000	(21,788,887)
Debt Service Fund	Internal Service	4025	(5,495,732)	-	(5,495,732)
Health Insurance Fund	Internal Service	6028	(7,978,767)	-	(7,978,767)
Self Insured Retention Fund	Internal Service	6026	(2,335,599)	-	(2,335,599)
Firefighters' Pension Fund	Fiduciary	7023	(7,705,000)	-	(7,705,000)
Police Pension Fund	Fiduciary	7022	(10,200,000)	-	(10,200,000)
			<u>(171,396,596)</u>	<u>11,117,000</u>	<u>(160,279,596)</u>

Village of Oak Park
Debt Service Summary
Fiscal Year 2022

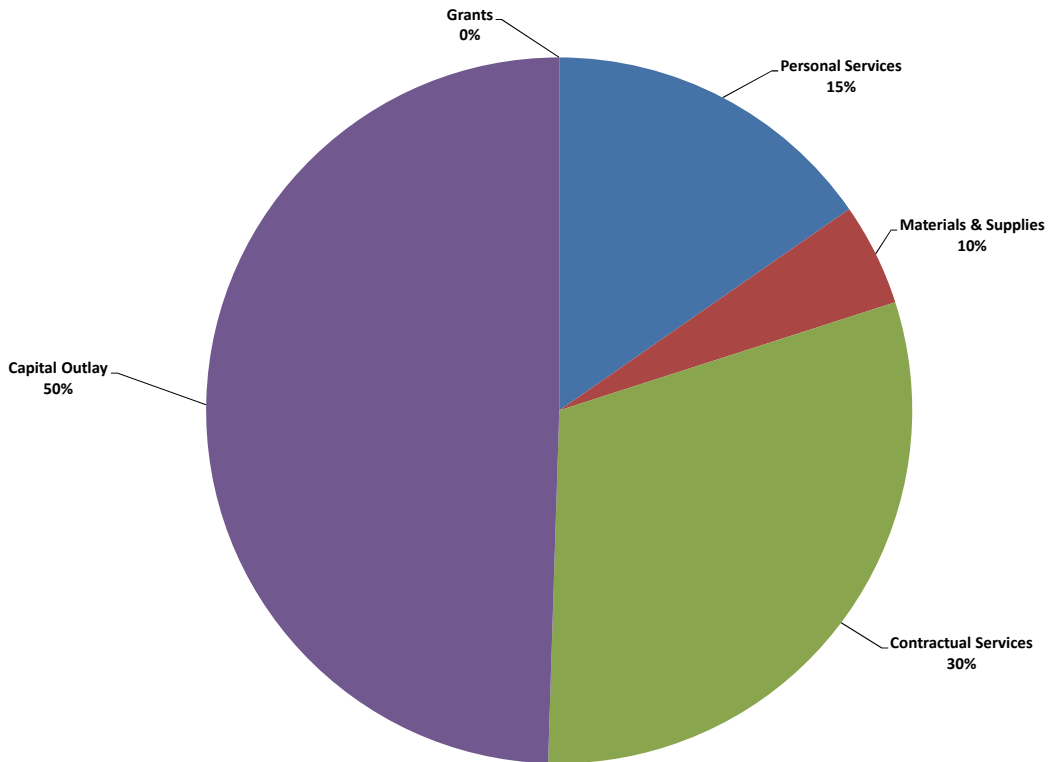
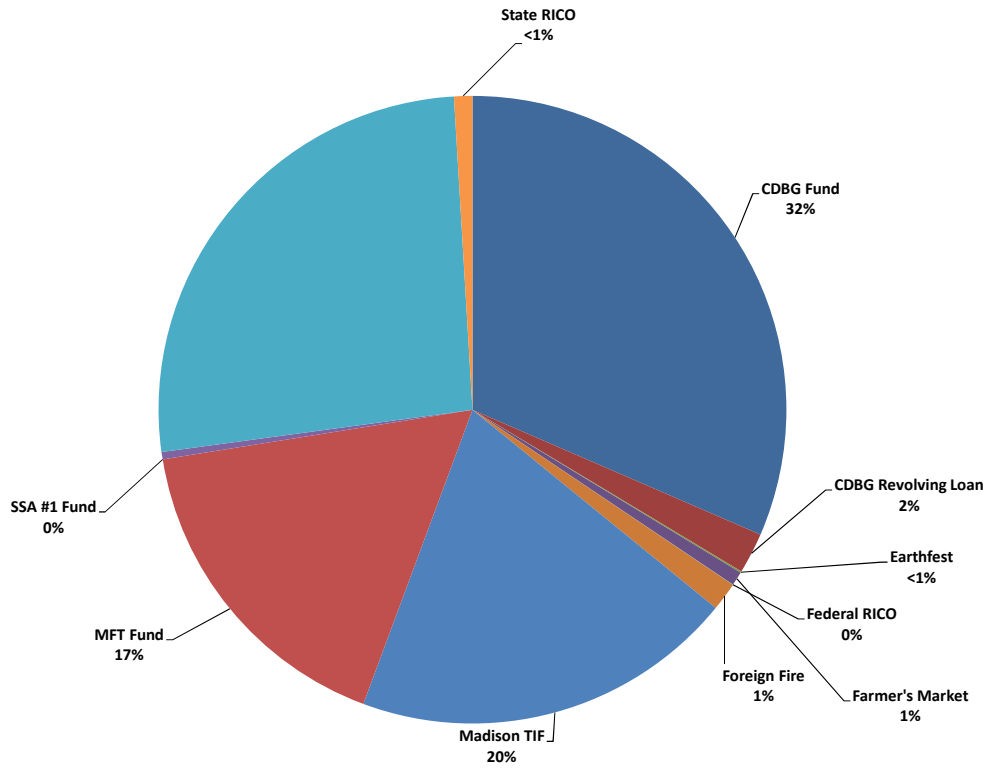
Debt Description	Principal Acct#	Interest Acct#	Fund Allocation	Notes	Prior Year (TY20)	TY21	Less	TY21	2022 Principal Expense	2022 Interest Expense	2022 Total
					Gross Levy Excludes Abatement	Automatic County Levy (Revenue)	TY21 Abatements	Adjusted County Levy (Revenue)			
GO 2012A	4025.41300.148.581801	4025.41300.148.581802	75.9% Debt Service; 24.1% Water	Refunded 2005A/2006A	793,155	353,390	-	353,390	311,190	42,200	353,390
GO 2015A	4025.41300.160.581801	4025.41300.160.581802	100% Debt Service	Refunded 2005B	913,450	799,700	-	799,700	530,000	269,700	799,700
GO 2015B	4025.41300.154.581801	4025.41300.154.581802	100% Debt Service	Street/Alley & Equipment Purchases	470,888	473,688	(421,582)	52,106	250,000	223,688	473,688
GO 2016A	4025.41300.145.581801	4025.41300.145.581802	100% Debt Service	Refunded 2006B	640,119	815,119	-	815,119	175,000	640,119	815,119
GO 2016C	4025.41300.147.581801	4025.41300.147.581802	100% Debt Service	OP Station Streetscape	2,806,763	-	-	-	-	-	-
GO 2016D	4025.41300.139.581801	4025.41300.139.581802	100% Debt Service	Street/Alley & Equipment Purchases	304,031	1,078,281	(614,620)	463,661	800,000	278,281	1,078,281
GO 2017A	4025.41300.150.581801	4025.41300.150.581802	100% Debt Service	Street/Alley & Various CIP	420,538	1,100,538	-	1,100,538	680,000	420,538	1,100,538
GO 2017B	4025.41300.165.581801	4025.41300.165.581802	100% Debt Service	Refunded 2007	514,800	-	-	-	-	-	-
GO 2020A	4025.41300.141.581801	4025.41300.141.581802	95.5% Debt Service; 4.5% Parking	Street & Various CIP	266,074	253,403	-	253,403	-	253,404	253,404
GO 2020B	4025.41300.142.581801	4025.41300.142.581802	41.6% Debt Service; 58.4% Water	Refunded 2011B	643,458	447,096	-	447,096	547,040	65,572	612,612
SUBTOTAL					7,773,275	5,321,215	(1,036,202)	4,285,013	3,293,230	2,193,501	5,486,731
GO 2010C	5040.41300.157.581801	5040.41300.157.581802	29.3% Water; 70.7% Parking	Refunded Water/Parking Rev Bonds	100,616	101,437	(101,437)	(0)	93,760	7,677	101,437
GO 2012A	5040.41300.148.581801	5040.41300.148.581802	75.9% Debt Service; 24.1% Water	Refunded 2005A/2006A	251,845	112,210	(112,210)	-	98,810	13,400	112,210
GO 2020B	5040.41300.142.581801	5040.41300.142.581802	41.6% Debt Service; 58.4% Water	Refunded 2011B	903,317	627,654	(627,654)	-	767,960	92,053	860,013
SUBTOTAL					1,255,778	841,301	(841,301)	(0)	960,530	113,129	1,073,659
GO 2010C	5060.41300.157.581801	5060.41300.157.581802	29.3% Water; 70.7% Parking	Refunded Water/Parking Rev Bonds	242,784	244,763	(244,763)	-	226,240	18,523	244,763
GO 2016B	5060.41300.146.581801	5060.41300.146.581802	100% Parking	OP Station Garage Construction	324,055	205,000	(205,000)	-	200,000	5,000	205,000
GO 2016E	5060.41300.140.581801	5060.41300.140.581802	100% Parking	Lake & Forest Garage	766,181	767,831	(767,831)	0	460,000	307,831	767,831
GO 2018A (previously TIF)	5060.41300.138.581801	5060.41300.138.581802	100% Parking	Holley Ct Garage Expansion	1,079,108	1,093,600	(1,093,600)	-	935,000	158,600	1,093,600
GO 2020A	5060.41300.141.581801	5060.41300.141.581802	95.5% Debt Service; 4.5% Parking	Parking portion of fiber optic project	12,537	11,940	(11,940)	0	-	11,940	11,940
GO 2021 (refunded 2016B)	5060.41300.146.581801	5060.41300.146.581802	100% Parking	OP Station Garage Construction	-	92,441	(92,441)	-	35,000	57,441	92,441
					2,424,665	2,415,576	(2,415,575)	1	1,856,240	559,336	2,415,576
Totals					11,453,717	8,578,091	(4,293,078)	4,285,013	6,110,000	2,865,966	8,975,966

Village of Oak Park
Property Tax Levy Comparison
FY21 (Tax Year 2020) to FY22 (Tax Year 2021)

	Agency #	FISCAL YEAR 2021 ADOPTED BUDGET			FISCAL YEAR 2022 ADOPTED BUDGET		
		Tax Year 2020 <u>Levy</u>	Tax Year 2020 <u>Loss</u>	Tax Year 2020 <u>Total Levy</u>	Tax Year 2021 <u>Levy</u>	Tax Year 2021 <u>Loss</u>	Tax Year 2021 <u>Total Levy</u>
Corporate	03-0920-000	17,624,845	528,745	18,153,590	17,900,604	537,018	18,437,622
Debt Service	03-0920-000	4,232,654	211,633	4,444,287	4,285,013	214,251	4,499,264
Police Pension	03-0920-000	6,973,534	209,206	7,182,740	7,319,950	219,599	7,539,549
Fire Pension	03-0920-000	6,138,212	184,146	6,322,358	6,512,755	195,383	6,708,138
SUBTOTAL		34,969,245	1,133,730	36,102,975	36,018,322	1,166,250	37,184,572
Year to Year Increase (Decrease)					3.0%		3.0%
EAV		2,028,681,978	2,028,681,978	2,028,681,978	2,028,681,978	2,028,681,978	2,028,681,978
Tax Rate %		1.7%	0.1%	1.8%	1.8%	0.1%	1.8%
SSA#1	03-0920-100	450,000	13,500	463,500	725,000	21,750	746,750
EAV		125,751,773	125,751,773	125,751,773	125,751,773	125,751,773	125,751,773
Tax Rate %		0.4%	0.0%	0.4%	0.6%	0.0%	0.6%
SSA#7	03-0920-106	-	-	-	-	-	-
EAV		5,292,836	5,292,836	5,292,836	5,292,836	5,292,836	5,292,836
Tax Rate %		0.000%	0.000%	0.000%	0.000%	0.000%	0.000%
SSA#8	03-0920-107	3,000	90	3,090	3,738	112	3,850
EAV		10,300,112	10,300,112	10,300,112	10,300,112	10,300,112	10,300,112
Tax Rate %		0.0%	0.0%	0.0%	0.0%	0.0%	0.0%
TOTAL ALL		35,422,245	1,147,320	36,569,565	36,747,060	1,188,112	37,935,172

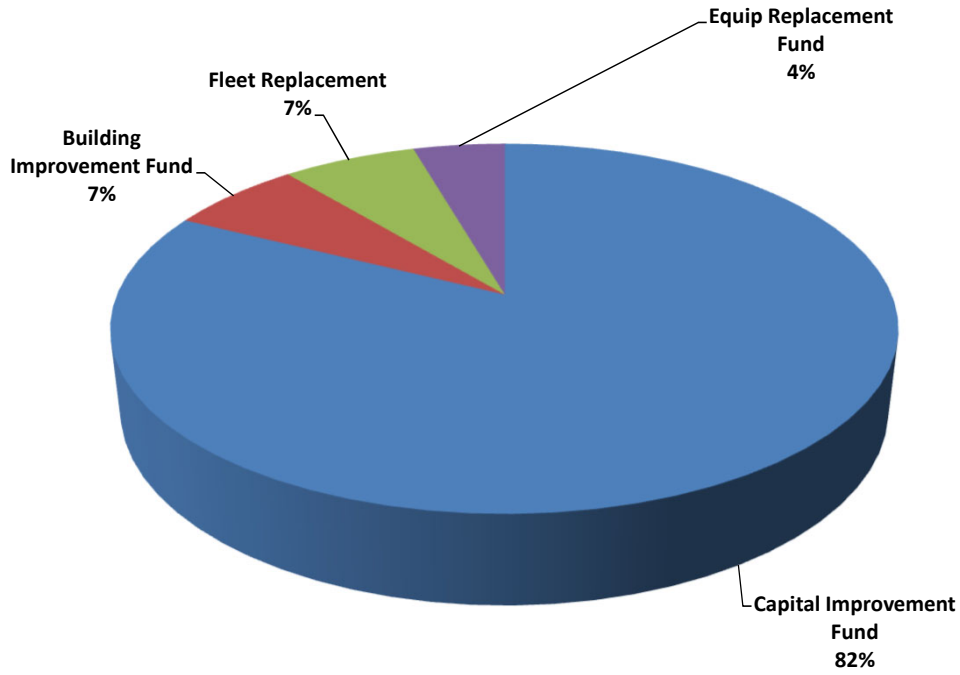
Village of Oak Park Special Revenue Funds

Special Revenue Funds-Revenues by Fund

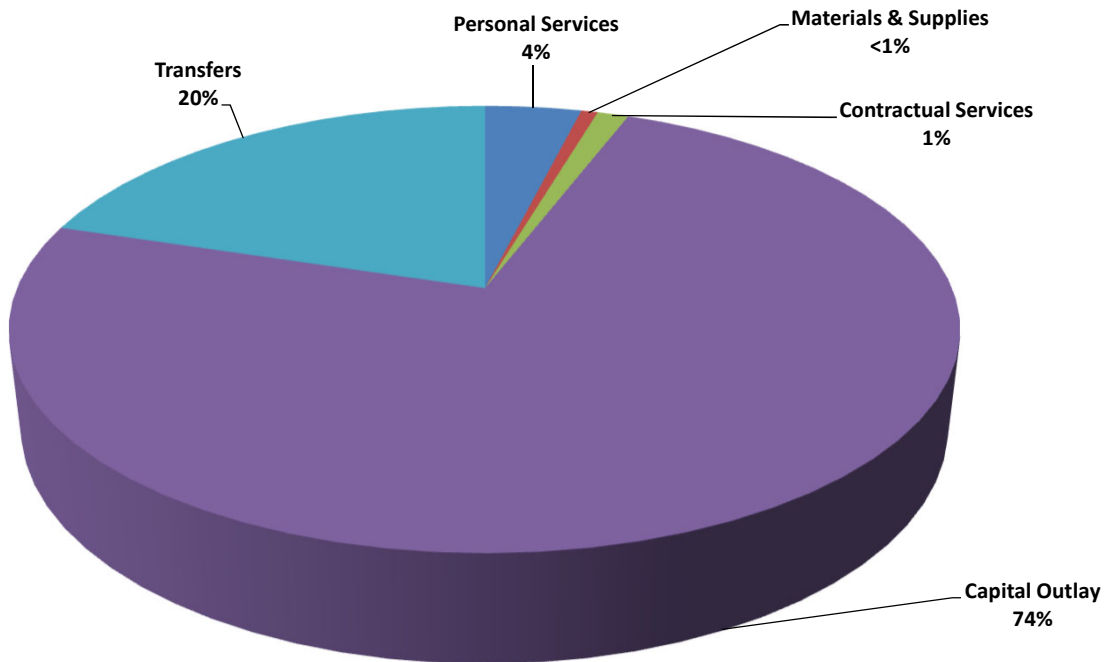


Village of Oak Park Capital Improvement Funds

Capital Improvement Expenditures by Fund

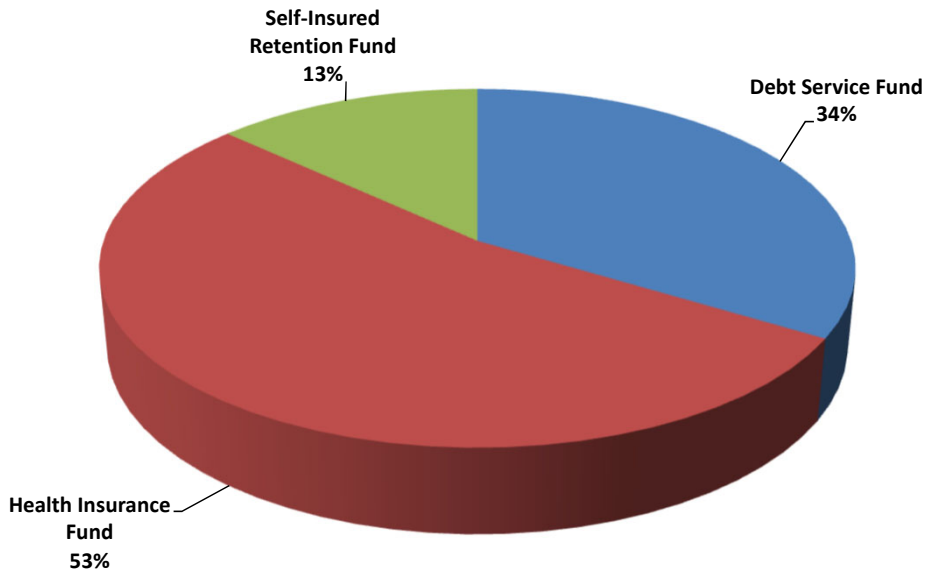


Capital Improvements by Expenditure Type

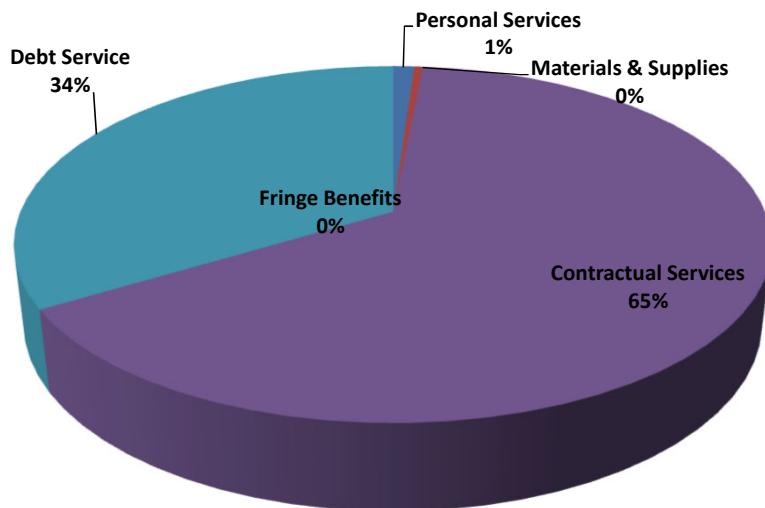


Village of Oak Park Internal Service Funds

Internal Service Expenditures by Fund

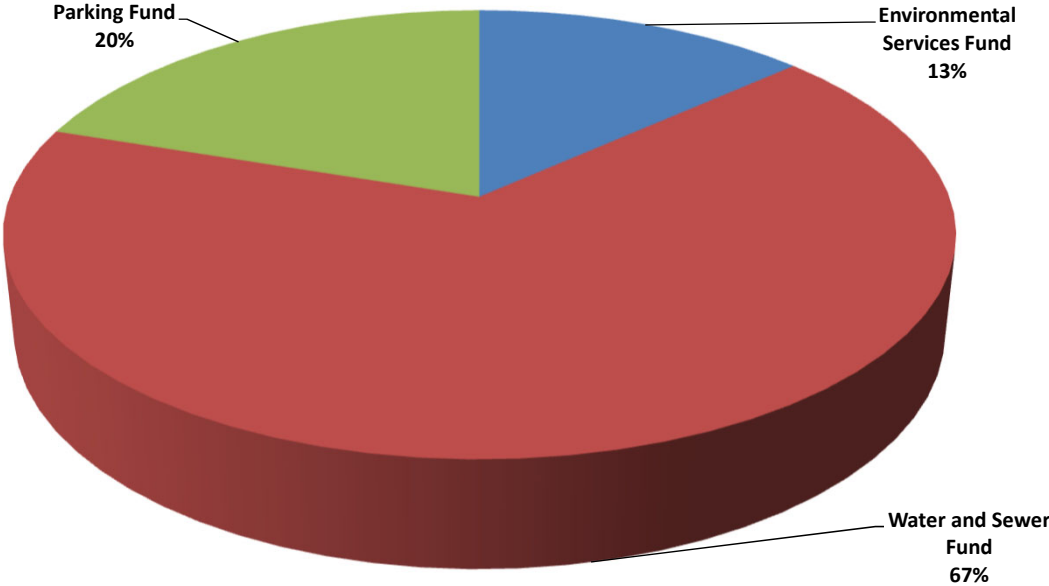


Internal Services by Expenditure Type

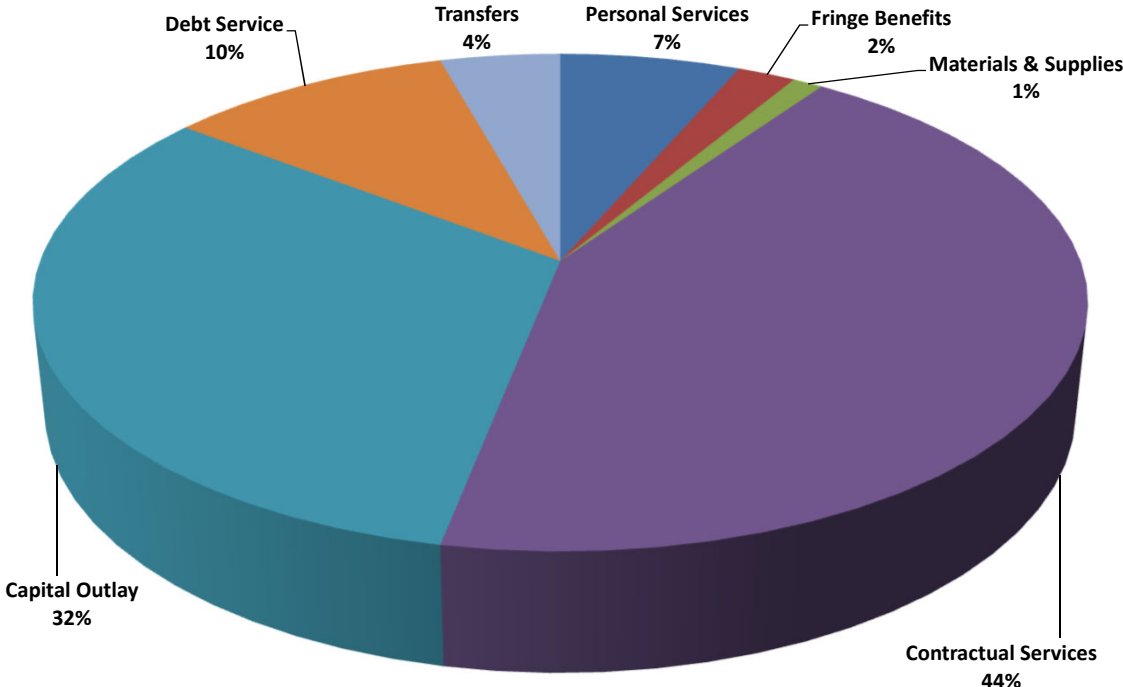


Village of Oak Park Enterprise Funds

Enterprise Expenditures by Fund



Enterprise Expenditures by Type



Village of Oak Park
All Funds Summary
Fiscal Year 2022 Revenues, Expenses, and Projected Fund Balance

Fund Name	Fund Type	Fund #	Original	Original	Original	Amended	Amended	Amended	Adopted	Adopted	Adopted	Projected	Projected
			2021 Budget Revenues	2021 Budget Expenses	2021 Budget Net	2021 Budget Revenues	2021 Budget Expenses	2021 Budget Net	2022 Budget Revenues	2022 Budget Expenses	2022 Budget Net	Unrestricted Fund Balance 12/31/21	Unrestricted Fund Balance 12/31/22
General Fund	General	1001	59,445,281	(61,110,220)	(1,664,939)	59,445,281	(64,336,101)	(4,890,820)	65,850,684	(69,850,684)	(4,000,000)	21,565,119	17,565,119
Affordable Housing	Special Revenue	2077	-	-	-	-	-	-	1,600,000	(428,166)	1,171,834	2,094,349	3,266,183
American Rescue Plan Grant	Special Revenue	2078	-	-	-	-	(14,784,820)	(14,784,820)	19,492,201	(505,000)	18,987,201	4,707,381	23,694,582
Bullet Proof Vest Grant	Special Revenue	2200	5,500	(5,500)	-	5,500	(5,500)	-	7,500	(7,500)	-	-	-
Community Dev Block Grant	Special Revenue	2083	2,780,749	(2,780,749)	-	2,780,749	(3,105,335)	(324,586)	2,650,137	(2,650,137)	-	229,878	229,878
Community Dev Loan	Special Revenue	2020	180,200	(176,200)	4,000	180,200	(176,200)	4,000	154,000	(176,200)	(22,200)	48,842	26,642
Cook County Lead Hazard Grant	Special Revenue	2079	80,000	(80,000)	-	80,000	(80,000)	-	80,000	(80,000)	-	-	-
Earth Fest	Special Revenue	5057	7,000	(7,000)	-	7,000	(7,000)	-	7,000	(7,000)	-	17,170	17,170
Emergency Solutions Grant	Special Revenue	2080	-	-	-	-	-	-	-	-	-	-	-
Farmers Market	Special Revenue	2027	42,867	(49,967)	(7,100)	42,867	(61,967)	(19,100)	24,000	(63,455)	(39,455)	(103,143)	(142,598)
Federal RICO	Special Revenue	2024	131,000	(359,880)	(228,880)	131,000	(359,880)	(228,880)	128,600	(1,400)	127,200	84,774	211,974
Foreign Fire Insurance	Special Revenue	2014	100,500	(123,380)	(22,880)	100,500	(123,380)	(22,880)	120,300	(123,400)	(3,100)	309,409	306,309
Health Grants	Special Revenue	Var	740,836	(740,836)	-	740,836	(1,194,337)	(453,501)	348,851	(348,851)	-	-	-
IL Dept. of Transportation Grant	Special Revenue	2230	20,000	(20,000)	-	20,000	(20,000)	-	25,000	(25,000)	-	-	-
Madison St. TIF	Special Revenue	2072	-	(695,000)	(695,000)	-	(1,846,438)	(1,846,438)	-	(1,661,362)	(1,661,362)	1,796,385	135,023
Motor Fuel Tax	Special Revenue	2038	1,830,000	(1,808,262)	21,738	1,830,000	(1,924,562)	(94,562)	2,028,500	(2,313,491)	(284,991)	1,652,924	1,367,933
Rebuild Illinois Bonds	Special Revenue	3040	1,140,000	-	1,140,000	1,140,000	1,140,000	1,140,000	1,139,654	-	1,139,654	2,279,309	3,418,963
Section 108 Loan Fund	Special Revenue	2088	3,000,000	(3,000,000)	-	3,000,000	(3,000,000)	-	3,000,000	(3,000,000)	-	-	-
SSA#1	Special Revenue	2081	455,000	(726,000)	(271,000)	455,000	(726,000)	(271,000)	726,500	(726,000)	500	(12,923)	(12,423)
SSA#7	Special Revenue	2090	-	-	-	-	-	-	-	-	-	34,376	34,376
SSA#8	Special Revenue	2092	3,000	-	3,000	3,000	-	3,000	3,738	-	3,738	13,419	17,157
State RICO	Special Revenue	2021	20,100	(21,380)	(1,280)	20,100	(21,380)	(1,280)	20,075	(31,400)	(11,325)	79,748	68,423
Sustainability Fund	Special Revenue	2310	655,000	(988,936)	(333,936)	655,000	(2,172,453)	(1,517,453)	611,000	(1,674,243)	(1,063,243)	2,807,775	1,744,532
Tobacco Enforcement Program Grant	Special Revenue	2220	3,000	(3,000)	-	3,000	(3,000)	-	3,000	(3,000)	-	-	-
Travel, Training & Wellness	Special Revenue	1050	30,000	(80,000)	(50,000)	30,000	(80,000)	(50,000)	28,000	(80,000)	(52,000)	143,349	91,349
Building Improvement Fund	Capital Improvement	3012	1,570,000	(1,595,000)	(25,000)	1,570,000	(1,765,105)	(195,105)	1,700,000	(1,419,600)	280,400	(202,179)	78,221
Equipment Replacement Fund	Capital Improvement	3029	620,000	(388,646)	231,354	620,000	(1,226,690)	(606,690)	1,250,000	(975,000)	275,000	(279,381)	(4,381)
Fleet Replacement Fund	Capital Improvement	3032	477,500	(745,357)	(267,857)	477,500	(745,357)	(267,857)	1,450,000	(1,417,516)	32,484	51,650	84,134
General Improvement Fund	Capital Improvement	3095	5,657,020	(9,268,978)	(3,611,958)	5,657,020	(14,104,669)	(8,447,649)	12,725,946	(16,524,883)	(3,798,937)	4,378,613	579,676
Environmental Services Fund	Enterprise	5055	4,400,000	(4,387,758)	12,242	4,400,000	(4,396,958)	3,042	4,415,000	(4,394,809)	20,191	1,478,236	1,498,427
Parking Fund	Enterprise	5060	5,940,000	(5,830,987)	109,013	5,940,000	(6,038,786)	(98,786)	4,890,000	(6,734,514)	(1,844,514)	1,687,309	(157,205)
Water/Sewer Fund	Enterprise	5040	18,617,720	(24,238,387)	(5,620,667)	18,617,720	(24,434,241)	(5,816,521)	17,869,000	(22,458,887)	(4,589,887)	8,385,385	3,795,498
Debt Service Fund	Internal Service	4025	5,097,653	(4,669,310)	428,343	5,097,653	(4,669,310)	428,343	5,137,013	(5,495,732)	(358,719)	658,521	299,802
Health Insurance Fund	Internal Service	6028	8,718,858	(8,139,815)	579,043	8,718,858	(8,143,815)	575,043	7,676,000	(7,978,767)	(302,767)	2,574,339	2,271,572
Self Insured Retention Fund	Internal Service	6026	1,970,000	(2,114,887)	(144,887)	1,970,000	(2,117,487)	(147,487)	1,670,000	(2,335,599)	(665,599)	952,832	287,233
Firefighters' Pension Fund	Fiduciary	7023	10,573,534	(7,606,450)	2,967,084	10,573,534	(7,606,450)	2,967,084	8,682,755	(7,705,000)	977,755	61,235,847	62,213,602
Police Pension Fund	Fiduciary	7022	8,238,212	(8,918,250)	(680,038)	8,238,212	(8,918,250)	(680,038)	10,569,950	(10,200,000)	369,950	118,149,744	118,519,694
			142,550,530	(150,680,135)	(8,129,605)	142,550,530	(178,195,471)	(35,644,941)	176,084,404	(171,396,596)	4,687,808		

GENERAL FUND

Overview

The Village's General Fund includes all the operating departments and revenues not classified elsewhere. The following operating departments are budgeted in this Fund:

- Administrative Adjudication
- Administrative Services- Village Manager's Office
- Administrative Services- Communications
- Administrative Services- Human Resources
- Administrative Services- Law
- Community Relations
- Development Customer Services
- Finance
- Fire
- Public Health
- Information Technology
- Police
- Public Works
- Village Clerk's Office
- Village President & Board of Trustees

Examples of the types of revenue categories classified in the General Fund are:

- Taxes (Municipal sales, Use tax, Income tax, Property tax, etc.)
- Licenses & Permits
- Charges for Services
- Grants
- Fines
- Interfund Transfers-In
- Financing & Investment
- Other/Miscellaneous

GENERAL FUND REVENUES

General Fund Revenues are the taxes, fees, and charges that the Village assesses to provide services to its citizens. Such revenues are comprised of the following broad revenue categories:

- Tax revenues (e.g.- property taxes)
- Licenses, permits, and fees (e.g.- business licenses)
- Charges for services (e.g.- police reports)
- Grants
- Fines (e.g.- parking tickets)
- Other financing sources (transfer of resources from other funds)

The following table presents a summary of the Village’s major General Fund taxes and revenues:

<u>General Fund Revenues</u>	<u>Description</u>
Property Taxes	Property tax revenues are the proceeds that the Village receives from assessing taxes on residential and commercial properties within the Village. Each year, the Village Board adopts a fixed levy that is used to fund operations, debt service, and Village contributions into the Police and Fire Pension funds. In order to collect the necessary amount, the County extends the levy by a set percentage beyond the Village’s request to account for any potential loss in collections. This additional “loss” percentage varies from 3.0% -5.0%
Liquor Taxes	Liquor Tax Revenues are the revenues that the Village charges to vendors that sell liquor within the Village. The current Liquor Tax rate is 3% of the liquor purchase price. This is a locally administered tax.
Natural Gas Use Tax	The Natural Gas Use Tax is a tax that the Village charges to customers who purchase natural gas from outside the State of Illinois and assessed at 5.0 cents per therm. This tax is collected and remitted by NICOR.
Sales Taxes	<p>In the State of Illinois, there is a base 6.25% Sales Tax on general merchandise. It is administered and collected by the Illinois Department of Revenue. One percent (1%) of this Sales Tax is distributed to the municipality where the sale occurred. This tax, officially referred to as the Retailer’s Occupation Tax (ROT) is captured in the Village’s General Fund and is used to support general Village operations.</p> <p>The Village also imposes a 1% Home Rule Occupation Tax (HROT). While approved locally, this tax is also administered and collected at the state level. This tax is dedicated to the Capital Improvement Project (CIP) Fund. Pursuant to State law, the HROT tax is not assessed on qualifying food, drugs, or registered property purchases (vehicles).</p>

Real Estate Transfer Tax	The Real Estate Transfer Tax (RETT) is a tax on the seller of property within the Village. The tax is assessed at \$8 for every \$1,000 of the sale or “transfer” price, or .8%. For example, on the sale of a \$500,000 home, the seller would pay a RETT of \$4,000.
Utility Taxes	The Electricity Tax and the Natural Gas Tax. Both taxes are assessed based upon user consumption within the Village. The Electricity Tax is based on the number of kilowatt hours (kwh) consumed. The actual rate varies from a low of \$0.00202/kwh to a high of \$0.0033/kwh, based on usage. The Natural Gas Tax is assessed on natural gas purchased within State lines at a rate of 5.0%.
Licenses and Permits	The Village charges fees to individuals, businesses and other entities to acquire authorization and permission to conduct certain activities within the Village. These authorizations and permissions are extended in the form of licenses and permits. For example, the Village charges business licensing fees for entities that wish to conduct business within the Village. Individuals that wish to park in public spaces within the Village must acquire a parking permit.
Intergovernmental Revenues	Intergovernmental revenues are revenues that the Village receives from other government entities. Apart from other grants, the revenues that the Village receives from this revenue stream are primarily from the State of Illinois. Intergovernmental revenues typically take the form of grants, entitlements, shared revenues, or payments in lieu of taxes.
Charges for Services	The Village provides a number of services for which it charges fees directly to the service recipient. Such services include: drafting of police reports, ambulance services, animal adoption services, and environmental health services.
Fines	The Village charges fines and penalties to individuals and businesses when they become non-compliant with Village rules and regulations. Parking citations is an example of such a fine for which the Village charges a fee directly to the offender.

GENERAL FUND EXPENDITURES

General Fund Expenditures are the expenditures related to the performance of direct Village services, such as police, fire, public works and housing services. General fund expenditures also relate to the performance of administrative services such as finance, human resources, and information technology. General Fund Expenditures are managed within the Village's General Fund, and are comprised of the following expenditure types:

- Personal Services (e.g.- salaries and overtime)
- Fringe Benefits (e.g.- health insurance and pension contributions)
- Materials and Supplies (e.g.- printing and office supplies)
- Contractual Services (e.g.- vendor service contracts, Telecommunications)
- Capital Outlay (e.g.- infrastructure, Fleet Management)
- Granting Activities (e.g.- funding of community services via funds allocated from another agency)
- Transfers (e.g.- transfer of resources from other Village funds)

The following table presents a summary of the Village's major General Fund Expenditures:

<u>General Fund Expenditure Types</u>	<u>Description</u>
Personal Services	Personal Service expenditures include the compensation of Village staff to perform Village services and activities. Given the labor-intensive nature of Village services, personnel and benefits expenditures typically make up the largest proportion of general fund expenditures.
Fringe Benefits	Fringe Benefits expenditures are the expenditures for the insurance and pension support for which the Village provides its employees. Similarly to Personal Services, Fringe Benefits typically make up a large portion of general fund expenditures.
Materials and Supplies	Materials and Supplies expenditures are expenditures related to maintaining administrative operations within Village departments. These expenditures include costs such as printing costs, general maintenance and upkeep, telephones services and software support.

Contractual Services

Contractual Services are for specialized services that are provided to the Village by independent contractors/consultants. These expenditures are tracked separately from the Village's salary and benefit resources.

Capital Outlay

Capital Outlay expenditures are for the maintenance of Village physical and technical infrastructure.

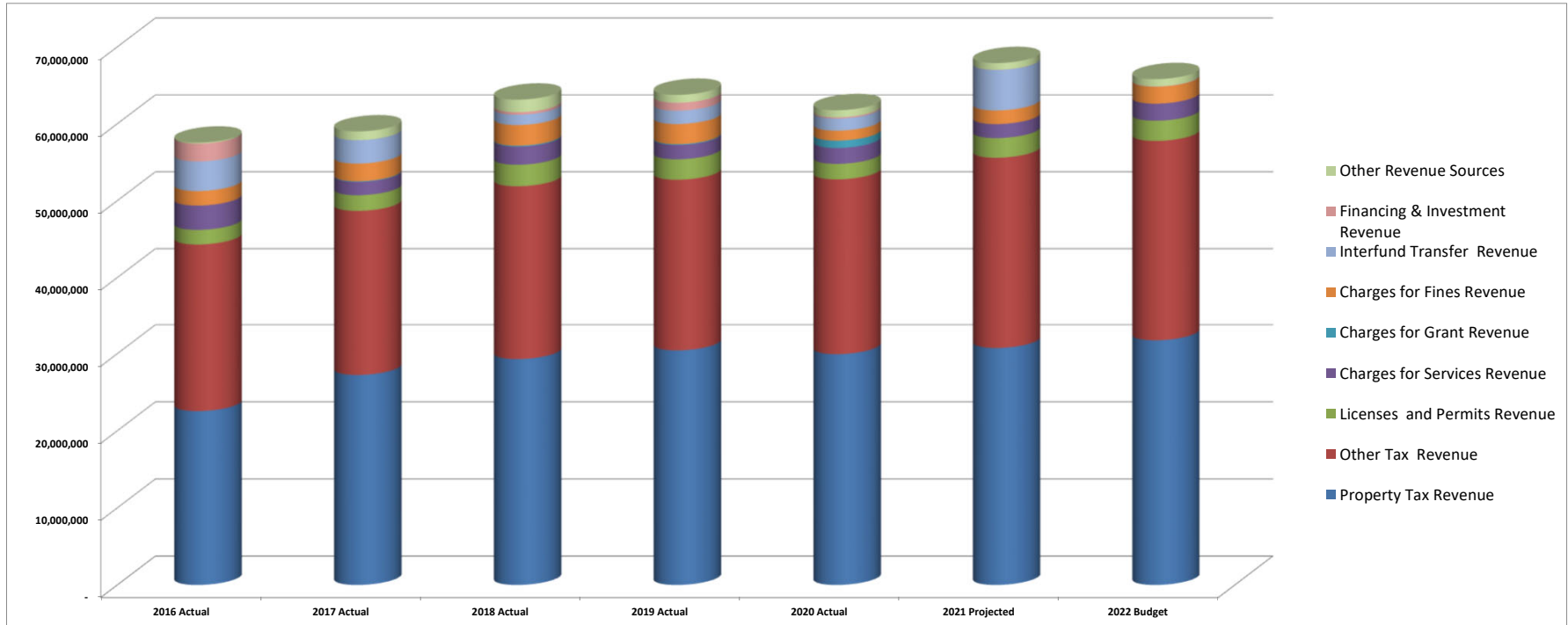
Grants

In some cases, the Village serves as a grantor of funds to local community service providers, who provide services to the community on behalf of the Village. Grants expenditures are associated with these types of activities.

Transfers

Transfer expenditures are the expenditures that are transferred from the General Fund to support service activities or other types of reimbursements.

2022 Budget General Fund Revenues: \$ 65,850,684

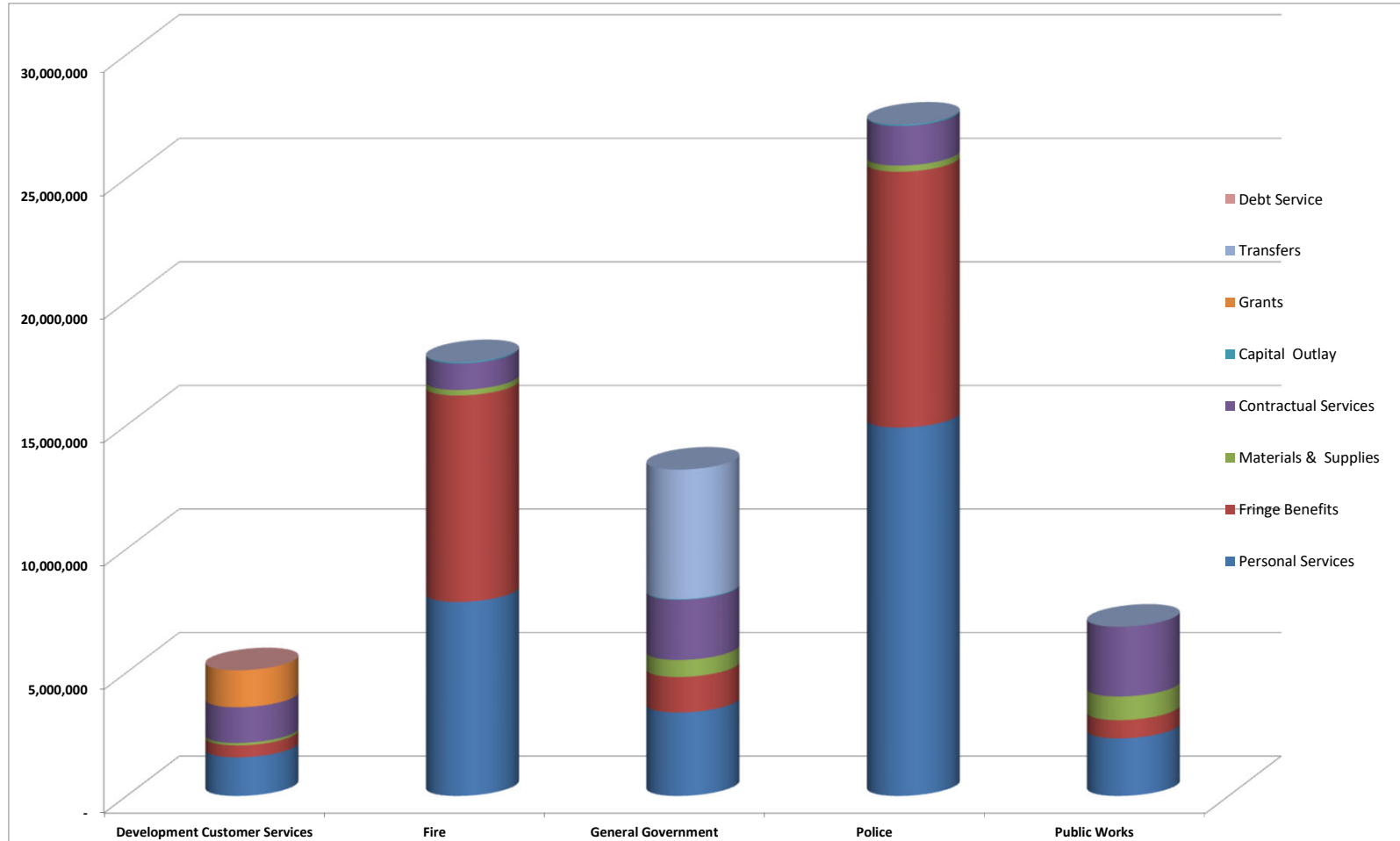


	Property Tax Revenue	Other Tax Revenue	Licenses and Permits Revenue	Charges for Services Revenue	Grant Revenue	Fines Revenue	Interfund Transfer Revenue	Financing & Investment Revenue	Other Revenue Sources	Total Revenue
2016 Actual	22,550,743	21,747,643	1,898,284	3,167,157	-	1,888,954	3,850,004	2,315,295	122,139	57,540,219
2017 Actual	27,238,015	21,429,841	2,037,797	1,737,407	78,664	2,299,572	3,042,655	6,758	1,129,432	59,000,141
2018 Actual	29,296,211	22,572,751	2,796,541	2,367,829	114,454	2,688,770	1,336,000	325,656	1,632,519	63,130,731
2019 Actual	30,426,168	22,291,948	2,654,840	1,871,336	100,111	2,619,010	1,740,000	1,032,632	1,020,270	63,756,315
2020 Actual	29,937,967	22,828,677	2,017,994	2,063,467	961,752	1,292,572	1,580,000	156,678	922,190	61,761,297
2021 Projected	30,736,591	24,842,000	2,553,200	1,826,394	400	1,772,000	5,269,299	25,250	862,000	67,887,134
2022 Budget	31,733,309	26,032,000	2,626,800	2,224,694	525	2,192,000	-	50,150	941,206	65,800,684

2022 Budget General Fund Expenditures:

\$

69,850,684



	Personal Services	Fringe Benefits	Materials & Supplies	Contractual Services	Capital Outlay	Debt Service	Grants	Transfers	Total Expenditures
Development Customer Services	1,564,313	481,524	101,618	1,443,566	-	-	1,493,500	-	5,084,521
Fire	7,851,326	8,353,664	224,650	1,072,100	47,900	-	-	-	17,549,640
General Government	3,377,791	1,437,450	687,910	2,434,709	26,900	-	-	5,240,000	13,204,760
Police	14,907,365	10,350,564	249,500	1,603,589	52,200	-	-	-	27,163,218
Public Works	2,332,432	735,683	955,800	2,824,630	-	-	-	-	6,848,545
	30,033,227	21,358,885	2,219,478	9,378,594	127,000	-	1,493,500	5,240,000	69,850,684

Village of Oak Park
 General Fund Budget Summary
 Comparative Years 2021 & 2022

<u>GF Department</u>		2021 Adopted <u>Budget</u>	2021 Amended <u>Budget</u>	Year End <u>Estimate</u>	2022 Adopted <u>Budget</u>	2023 Forecasted <u>Budget</u>	2022 Budget To YE <u>Est. % Inc (Dec)</u>
Revenues- All	Various	59,445,281	59,445,281	68,527,134	65,850,684	67,273,134	-3.9%
Administrative Adjudication	41030	(527,352)	(546,852)	(524,792)	(533,419)	(547,992)	1.6%
Village Manager's Office (VMO)	41020	(1,248,005)	(1,248,005)	(1,187,195)	(1,828,698)	(1,874,518)	54.0%
Communications	41110	(487,711)	(552,152)	(523,335)	(659,856)	(676,084)	26.1%
Human Resources	41080	(630,379)	(630,379)	(566,879)	(779,679)	(797,856)	37.5%
Law	41070	(662,928)	(662,928)	(635,078)	(674,411)	(691,378)	6.2%
Community Relations	46300	(249,201)	(249,201)	(225,176)	(244,613)	(251,875)	8.6%
DCS - Planning Division	46202	(375,345)	(375,345)	(372,295)	(408,176)	(421,067)	9.6%
DCS - Neighborhood Services	46206	(1,175,235)	(1,475,235)	(1,042,020)	(1,175,414)	(1,205,772)	12.8%
DCS - Permit Processing	46250	(1,429,064)	(1,431,260)	(1,375,856)	(1,577,850)	(1,616,550)	14.7%
DCS- Administration	46260	(2,025,934)	(2,278,608)	(1,701,934)	(1,923,381)	(1,919,419)	13.0%
Finance	41300	(543,382)	(1,777,872)	(4,090,706)	(5,636,802)	(1,473,650)	37.8%
Fire - Admin	42500	(6,877,724)	(6,982,761)	(6,976,458)	(7,352,194)	(7,867,111)	5.4%
Fire - Operations	42510	(9,680,793)	(10,240,793)	(10,296,947)	(10,062,096)	(10,650,250)	-2.3%
Fire - EMS	42520	(53,900)	(53,900)	(53,600)	(53,600)	(54,726)	0.0%
Fire - Prev. and Investigation	42530	(3,900)	(3,900)	(3,900)	(3,900)	(3,982)	0.0%
Fire - Training and Public Ed	42540	(92,370)	(92,370)	(53,850)	(77,850)	(79,485)	44.6%
Public Health Services	44550	(508,945)	(698,188)	(606,355)	(910,631)	(939,499)	50.2%
Information Technology	41040	(1,424,853)	(1,424,853)	(1,411,753)	(1,567,206)	(1,610,328)	11.0%
Police	42400	(26,315,222)	(26,315,222)	(25,220,065)	(27,163,218)	(28,336,606)	7.7%
DPW - Engineering	43700	(462,243)	(742,243)	(567,064)	(802,467)	(824,101)	41.5%
DPW - Administration	43710	(651,549)	(676,549)	(673,649)	(662,725)	(683,509)	-1.6%
DPW - Street Lighting	43720	(280,500)	(290,500)	(189,720)	(177,150)	(180,870)	-6.6%
DPW - Street Services	43740	(863,132)	(863,132)	(717,102)	(610,783)	(627,056)	-14.8%
DPW - Building Maintenance	43790	(1,116,109)	(1,231,609)	(1,176,742)	(1,352,426)	(1,383,603)	14.9%
DPW - Forestry	43800	(1,351,450)	(1,351,450)	(1,243,559)	(1,429,584)	(1,463,351)	15.0%
DPW - Fleet Operations	43900	(1,686,541)	(1,729,341)	(1,712,721)	(1,813,410)	(1,850,410)	5.9%
Village Clerk's Office	41100	(239,669)	(239,669)	(221,969)	(226,608)	(233,741)	2.1%
Village President & Board of Trustees	41010	(146,784)	(171,784)	(171,784)	(142,537)	(142,926)	-17.0%
Subtotal Expenses		(61,110,220)	(64,336,101)	(63,542,504)	(69,850,684)	(68,407,712)	9.9%
Surplus/(Deficit)		(1,664,939)	(4,890,820)	4,984,630	(4,000,000)	(1,134,578)	
Beginning Fund Balance				16,580,489	21,565,119	17,565,119	
Ending Fund Balance				21,565,119	17,565,119	16,430,541	

Village of Oak Park
 General Fund Budget
 Comparative Years 2019-2022

	B	C	D	E	F	G	H	I
	2019 Actual	2020 Actual	2021 Adopted Budget	Net 2021 Budget to 2022 Budget (H - D)	Year End Estimate	Net YE Estimate to 2022 Budget (H - F)	2022 Adopted Budget	2023 Forecasted Budget
REVENUES								
Taxes Property	30,426,168	29,937,967	30,736,591	996,718	30,736,591	996,718	31,733,309	32,770,762
Taxes Other	22,291,948	22,828,677	21,174,000	4,908,000	25,082,000	1,000,000	26,082,000	26,473,230
Licenses/Permits/Fees	2,654,840	2,017,994	1,999,840	626,960	2,553,200	73,600	2,626,800	2,666,202
Charges for Services	1,871,336	2,063,467	1,979,100	245,594	1,826,394	398,300	2,224,694	2,208,600
Grants	100,111	961,752	451,250	(450,725)	400,400	(399,875)	525	1,000
Fines	2,619,010	1,292,572	2,090,000	102,000	1,772,000	420,000	2,192,000	2,235,840
Interfund Transfer Revenue	1,740,000	1,580,000	-	-	5,269,299	(5,269,299)	-	-
Financing and Investment Revenue	1,032,632	156,678	152,500	(102,350)	25,250	24,900	50,150	52,500
Other	1,020,270	922,190	862,000	79,206	862,000	79,206	941,206	865,000
Total Revenues	63,756,315	61,761,297	59,445,281	6,405,403	68,527,134	(2,676,450)	65,850,684	67,273,134
EXPENSES BY DEPARTMENT								
Administrative Adjudication	(496,879)	(412,541)	(527,352)	6,067	(524,792)	8,627	(533,419)	(547,992)
Village Manager's Office (VMO)	(1,138,507)	(753,520)	(1,248,005)	580,693	(1,187,195)	641,503	(1,828,698)	(1,874,518)
Communications	(438,485)	(475,436)	(487,711)	172,145	(523,335)	136,521	(659,856)	(676,084)
Human Resources	(591,315)	(493,852)	(630,379)	149,300	(566,879)	212,800	(779,679)	(797,856)
Law	(597,506)	(581,994)	(662,928)	11,483	(635,078)	39,333	(674,411)	(691,378)
Community Relations	(232,223)	(223,491)	(249,201)	(4,588)	(225,176)	19,437	(244,613)	(251,875)
DCS - Planning Division	(378,465)	(378,157)	(375,345)	32,831	(372,295)	35,881	(408,176)	(421,067)
DCS - Neighborhood Services	(1,103,208)	(1,254,960)	(1,175,235)	179	(1,042,020)	133,394	(1,175,414)	(1,205,772)
DCS - Permit Processing	(1,438,880)	(1,158,555)	(1,429,064)	148,786	(1,375,856)	201,994	(1,577,850)	(1,616,550)
DCS- Administration	(1,881,118)	(1,862,358)	(2,025,934)	(102,553)	(1,701,934)	221,447	(1,923,381)	(1,919,419)
Finance	(6,588,137)	(3,332,313)	(543,382)	5,093,420	(4,090,706)	1,546,096	(5,636,802)	(1,473,650)
Fire - Admin	(6,122,349)	(6,099,056)	(6,877,724)	474,470	(6,976,458)	375,736	(7,352,194)	(7,867,111)
Fire - Operations	(8,903,568)	(9,761,966)	(9,680,793)	381,303	(10,296,947)	(234,851)	(10,062,096)	(10,650,250)
Fire - EMS	(46,987)	(26,531)	(53,900)	(300)	(53,600)	-	(53,600)	(54,726)
Fire - Prev. and Investigation	(4,635)	(2,158)	(3,900)	-	(3,900)	-	(3,900)	(3,982)
Fire - Training and Public Ed	(52,317)	(14,298)	(92,370)	(14,520)	(53,850)	24,000	(77,850)	(79,485)
Public Health Services	(506,783)	(387,330)	(508,945)	401,686	(606,355)	304,276	(910,631)	(939,499)
Information Technology	(1,301,092)	(1,315,172)	(1,424,853)	142,353	(1,411,753)	155,453	(1,567,206)	(1,610,328)
Police	(23,797,822)	(23,438,266)	(26,315,222)	847,996	(25,220,065)	1,943,153	(27,163,218)	(28,336,606)
DPW - Engineering	(475,153)	(529,063)	(462,243)	340,224	(567,064)	235,403	(802,467)	(824,101)
DPW - Administration	(551,198)	(623,206)	(651,549)	11,176	(673,649)	(10,924)	(662,725)	(683,509)
DPW - Street Lighting	(419,979)	(405,388)	(280,500)	(103,350)	(189,720)	(12,570)	(177,150)	(180,870)
DPW - Street Services	(1,550,849)	(1,390,882)	(863,132)	(252,349)	(717,102)	(106,319)	(610,783)	(627,056)
DPW - Building Maintenance	(1,040,616)	(1,249,699)	(1,116,109)	236,317	(1,176,742)	175,684	(1,352,426)	(1,383,603)
DPW - Forestry	(1,161,041)	(1,049,338)	(1,351,450)	78,134	(1,243,559)	186,025	(1,429,584)	(1,463,351)
DPW - Fleet Operations	(1,620,491)	(1,597,681)	(1,686,541)	126,869	(1,712,721)	100,689	(1,813,410)	(1,850,410)
Village Clerk's Office (VCO)	(199,089)	(208,740)	(239,669)	(13,061)	(221,969)	4,639	(226,608)	(233,741)
Village President & Board of Trustees	(126,074)	(134,709)	(146,784)	(4,247)	(171,784)	(29,247)	(142,537)	(142,926)
Total Expenditures	(62,764,766)	(59,160,660)	(61,110,220)	8,740,464	(63,542,504)	6,308,180.05	(69,850,684)	(68,407,712)
Net Surplus (Deficit)	991,549	2,600,637	(1,664,939)		4,984,630		(4,000,000)	(1,134,578)

Village of Oak Park
 General Fund Budget Summary
 By Department by Category
 Fiscal Year 2022

<u>Department</u>	<u>Department Number</u>	<u>Personal Services</u>	<u>Fringe Benefits</u>	<u>Materials & Supplies</u>	<u>Contractual Services</u>	<u>Capital Outlay</u>	<u>Grants</u>	<u>Transfers Out</u>	<u>Debt Service</u>	<u>TOTAL</u>
Village President and Board of Trustees	41010	(115,200)	(8,812)	(17,025)	(1,500)	-	-	-	-	(142,537)
Village Manager's Office	41020	(640,383)	(184,999)	(46,600)	(956,716)	-	-	-	-	(1,828,698)
Adjudication	41030	(246,087)	(71,832)	(68,500)	(147,000)	-	-	-	-	(533,419)
Information Technology	41040	(653,200)	(214,406)	(279,600)	(420,000)	-	-	-	-	(1,567,206)
Law Department	41070	(386,652)	(73,209)	(10,550)	(204,000)	-	-	-	-	(674,411)
Human Resources	41080	(341,863)	(125,466)	(37,850)	(274,500)	-	-	-	-	(779,679)
Village Clerk	41100	(149,060)	(49,498)	(4,750)	(15,200)	(8,100)	-	-	-	(226,608)
Communications	41110	(322,049)	(104,907)	(64,100)	(150,000)	(18,800)	-	-	-	(659,856)
Finance	41300	361,484	(252,831)	(142,700)	(362,755)	-	-	(5,240,000)	-	(5,636,802)
Police	42400	(14,907,365)	(10,350,564)	(249,500)	(1,603,589)	(52,200)	-	-	-	(27,163,218)
Fire Department	42500	(7,851,326)	(8,353,664)	(224,650)	(1,072,100)	(47,900)	-	-	-	(17,549,640)
Public Works	43700	(2,332,432)	(735,683)	(955,800)	(2,824,630)	-	-	-	-	(6,848,545)
Public Health Services	44550	(477,168)	(239,640)	(13,285)	(180,538)	-	-	-	-	(910,631)
Development Customer Services	46202	(1,564,313)	(481,524)	(101,918)	(1,443,566)	-	(1,493,500)	-	-	(5,084,821)
Community Relations	46300	(178,613)	(40,850)	(2,650)	(22,500)	-	-	-	-	(244,613)
TOTAL		<u>(29,804,227)</u>	<u>(21,287,885)</u>	<u>(2,219,478)</u>	<u>(9,678,594)</u>	<u>(127,000)</u>	<u>(1,493,500)</u>	<u>(5,240,000)</u>	<u>-</u>	<u>(69,850,684)</u>

VILLAGE OF OAK PARK
FISCAL YEAR 2022 BUDGET
GENERAL FUND - REVENUES

Fund	Dept	Program	Account	Description	Revenue Category	2019	2020	Original	Amended	Year	2022	2023
						Actual	Actual	2021 Budget	2021 Budget	End Estimate	Adopted Budget	Forecasted Budget
1001	41300	101	411401	Property Tax Levy	(1) Taxes Property	17,665,575	18,067,771	17,624,845	17,624,845	17,624,845	17,900,604	17,900,604
1001	42400	101	411403	Police Pension Levy	(1) Taxes Property	6,552,033	6,393,328	6,973,534	6,973,534	6,973,534	7,319,950	7,868,946
1001	42500	101	411404	Fire Pension Levy	(1) Taxes Property	5,444,564	5,476,868	6,138,212	6,138,212	6,138,212	6,512,755	7,001,212
1001	41300	101	411414	TIF Surplus Distribution	(1) Taxes Property	763,996	-	-	-	-	-	-
SUBTOTAL						30,426,168	29,937,967	30,736,591	30,736,591	30,736,591	31,733,309	32,770,762
1001	41300	101	413405	Retailers' Occupation Tax Revenue	(2) Taxes Other	4,171,079	4,118,456	3,000,000	3,000,000	5,000,000	5,200,000	5,278,000
1001	41300	101	413404	Use Tax Revenue	(2) Taxes Other	1,750,449	2,316,521	2,000,000	2,000,000	1,900,000	2,200,000	2,233,000
1001	41300	101	414409	Real Estate Transfer Tax	(2) Taxes Other	3,237,156	4,175,529	4,000,000	4,000,000	4,200,000	4,200,000	4,263,000
1001	41300	101	414410	Exempt Real Estate Transaction	(2) Taxes Other	15,990	14,070	17,000	17,000	17,000	17,000	17,255
1001	41300	101	414412	Hotel Motel Tax	(2) Taxes Other	223,419	80,777	60,000	60,000	150,000	175,000	177,625
1001	41300	101	414413	Liquor Tax	(2) Taxes Other	671,836	538,340	400,000	400,000	500,000	500,000	507,500
1001	41300	101	414425	Natural Gas Use Tax	(2) Taxes Other	483,177	422,514	485,000	485,000	485,000	485,000	492,275
1001	41300	101	416406	Electric Utility Tax	(2) Taxes Other	1,523,824	1,605,573	1,650,000	1,650,000	1,625,000	1,650,000	1,674,750
1001	41300	101	416407	Natural Gas Tax	(2) Taxes Other	808,146	710,594	750,000	750,000	775,000	800,000	812,000
1001	41300	101	416408	Telecommunications Tax	(2) Taxes Other	844,273	716,285	720,000	720,000	610,000	600,000	609,000
1001	41300	101	418408	Vehicle Tax	(2) Taxes Other	1,522,798	1,093,524	1,700,000	1,700,000	1,650,000	1,675,000	1,700,125
1001	41300	101	413403	Cannabis State dist. (per capita)	(2) Taxes Other	-	40,461	42,000	42,000	70,000	80,000	81,200
1001	41300	101	435407	State Income Tax Revenue	(2) Taxes Other	5,521,845	5,637,527	5,100,000	5,100,000	6,300,000	6,650,000	6,749,750
1001	41300	101	435410	Personal Prop Replacement Tax	(2) Taxes Other	1,509,783	1,349,357	1,250,000	1,250,000	1,800,000	1,850,000	1,877,750
1001	41300	101	441463	MFT Tax Refund	(2) Taxes Other	8,173	9,149	-	-	-	-	-
SUBTOTAL						22,291,948	22,828,677	21,174,000	21,174,000	25,082,000	26,082,000	26,473,230
1001	46206	101	421424	Residential Rental License	(3) Licenses/Permits/Fees	1,320	2,737	6,000	6,000	4,500	2,500	2,538
1001	46205	101	421426	Business Licenses	(3) Licenses/Permits/Fees	295,025	207,117	230,500	230,500	265,000	270,000	274,050
1001	46205	101	421427	Liquor Licenses	(3) Licenses/Permits/Fees	158,393	119,468	161,200	161,200	100,000	162,000	164,430
1001	46206	101	421428	Multi-Family Dwelling License	(3) Licenses/Permits/Fees	58,302	84,813	32,000	32,000	32,000	35,000	35,525
1001	46205	101	421429	Chauffeur License Revenue	(3) Licenses/Permits/Fees	1,680	360	2,040	2,040	500	500	508
1001	46205	101	421430	Chauffeur Background Check	(3) Licenses/Permits/Fees	945	175	1,400	1,400	200	300	305
1001	46250	101	422425	Building Permits	(3) Licenses/Permits/Fees	2,008,500	1,416,525	1,400,000	1,400,000	2,000,000	2,000,000	2,030,000
1001	46202	101	422426	Zoning Variance Application	(3) Licenses/Permits/Fees	19,420	12,875	11,000	11,000	11,000	11,000	11,165
1001	46250	101	422428	Street Permits	(3) Licenses/Permits/Fees	49,706	60,905	50,000	50,000	45,000	50,000	50,750
1001	44550	615	422429	Animal Licenses	(3) Licenses/Permits/Fees	28,957	26,500	30,000	30,000	30,000	30,000	30,450
1001	44550	655	422431	Beekeeping	(3) Licenses/Permits/Fees	375	300	500	500	500	500	508
1001	46250	101	422436	Building Permit Penalties	(3) Licenses/Permits/Fees	25,670	50,405	20,000	20,000	25,000	25,000	25,375
1001	46250	101	422437	Building Plan Reviews	(3) Licenses/Permits/Fees	-	-	-	-	-	-	-
1001	46250	101	441455	Elevator Inspection Fees	(3) Licenses/Permits/Fees	36,267	18,249	25,000	25,000	25,000	25,000	25,375
1001	46250	101	441456	Street Opening Fees	(3) Licenses/Permits/Fees	(54,260)	-	-	-	-	-	-
1001	46206	101	441458	Vacant Bldg Registration Reven	(3) Licenses/Permits/Fees	200	600	500	500	500	500	508
1001	41300	101	441467	Special Events Application Fee	(3) Licenses/Permits/Fees	1,950	200	2,300	2,300	2,000	2,500	2,538
1001	46206	601	445456	Condo Inspection Fees	(3) Licenses/Permits/Fees	22,390	16,765	27,400	27,400	12,000	12,000	12,180
SUBTOTAL						2,654,840	2,017,994	1,999,840	1,999,840	2,553,200	2,626,800	2,666,202
1001	42400	101	434462	RCFL OT Reimbursement	(4) Charges for Services	19,654	11,158	25,000	25,000	15,000	20,000	20,000
1001	42520	101	440458	Ambulance Charges	(4) Charges for Services	976,315	1,560,317	1,300,000	1,300,000	1,300,000	1,500,000	1,500,000
1001	46206	101	440476	Sales Inspection Revenue	(4) Charges for Services	-	-	-	-	1,700	1,500	1,500
1001	42400	412	440480	CTA Reimbursement	(4) Charges for Services	122,928	149,193	125,000	125,000	125,000	175,000	175,000

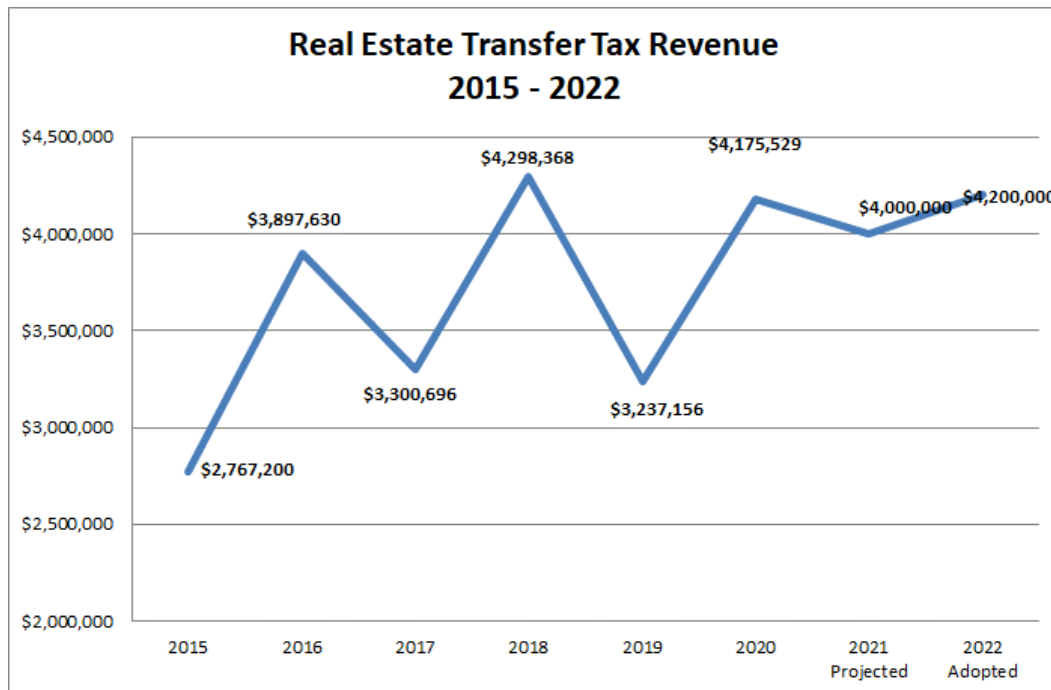
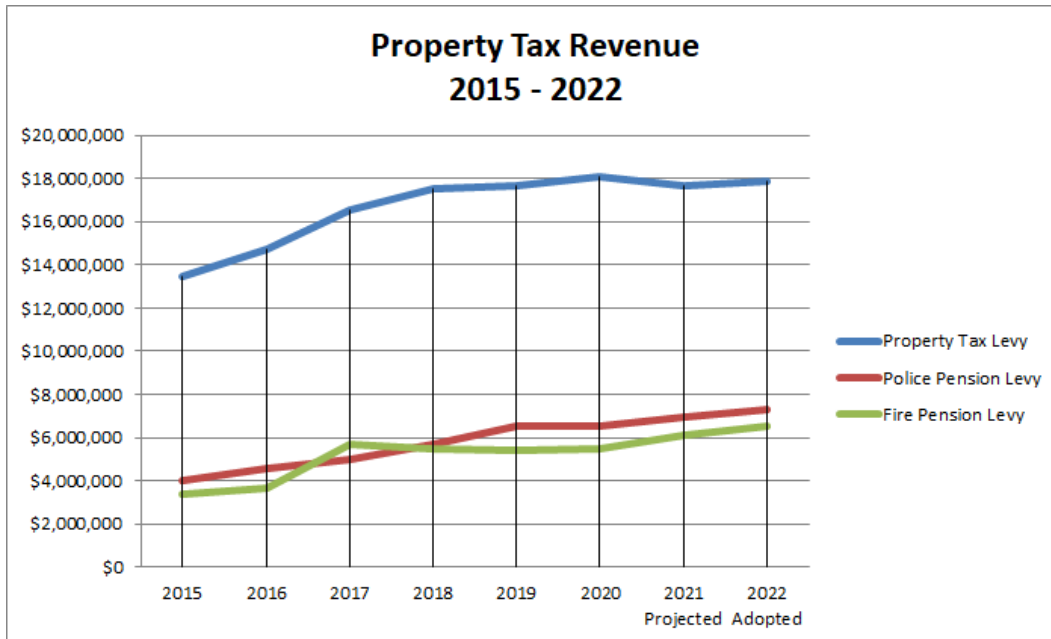
VILLAGE OF OAK PARK
FISCAL YEAR 2022 BUDGET
GENERAL FUND - REVENUES

Fund	Dept	Program	Account	Description	Revenue Category	2019	2020	Original	Amended	Year	2022	2023
						Actual	Actual	2021 Budget	2021 Budget	End Estimate	Adopted Budget	Forecasted Budget
1001	42520	101	440482	Fire CPR Classes Fees	(4) Charges for Services	16,148	1,795	5,000	5,000	5,000	5,000	5,000
1001	43800	741	440483	Tree Removal Revenue	(4) Charges for Services	-	-	1,000	1,000	500	1,000	1,000
1001	43710	101	440488	Resale of Gas to Other Taxing Dist.	(4) Charges for Services	75,507	47,914	60,000	60,000	50,000	60,000	60,000
1001	43710	101	440490	Charges for Repairs Parts	(4) Charges for Services	46,028	41,572	55,000	55,000	40,000	60,000	60,000
1001	41080	101	440446	Allied FSA Dep Care Contributions	(4) Charges for Services	-	3,433	-	-	-	-	-
1001	43780	101	440492	Reimbursement of Expenses	(4) Charges for Services	-	-	1,000	1,000	1,000	1,000	1,000
1001	43800	101	440492	Reimbursement of Expenses	(4) Charges for Services	-	-	1,500	1,500	-	-	-
1001	43720	752	440492	Reimbursement of Expenses	(4) Charges for Services	-	-	-	-	-	-	-
1001	44550	613	440492	Reimbursement of Expenses	(4) Charges for Services	10,850	10,000	10,000	10,000	10,000	10,000	10,000
1001	42400	101	440493	OPRFHS Event Reimbursement	(4) Charges for Services	6,958	-	5,000	5,000	3,000	5,000	5,000
1001	42510	101	440493	OPRFHS Event Reimbursement	(4) Charges for Services	-	-	2,000	2,000	1,000	2,000	2,000
1001	42400	101	440494	School Resource Police Officer	(4) Charges for Services	231,283	-	-	-	-	-	-
1001	42400	101	440495	Crossing Guard Reimbursement	(4) Charges for Services	151,007	163,513	245,000	245,000	150,000	250,000	250,000
1001	42400	101	440496	Arrest Warrant Reimbursement	(4) Charges for Services	2,240	770	1,000	1,000	1,000	1,000	1,000
1001	42400	101	440497	Police Evidence Revenue	(4) Charges for Services	-	1,333	1,000	1,000	1,000	1,000	1,000
1001	42400	101	440498	Police Training Reimbursement	(4) Charges for Services	13,916	-	-	-	-	-	-
1001	41100	101	441451	Copy Fees	(4) Charges for Services	130	-	250	250	250	250	250
1001	42520	101	441451	Copy Fees	(4) Charges for Services	-	190	350	350	350	350	350
1001	43700	721	441451	Copy Fees	(4) Charges for Services	-	-	-	-	-	-	-
1001	43740	101	441464	Scrap Revenue	(4) Charges for Services	1,073	-	1,000	1,000	500	500	500
1001	43900	101	441464	Scrap Revenue	(4) Charges for Services	1,073	484	10,000	10,000	5,000	5,000	5,000
1001	42400	127	441465	Special Events Revenue- Police	(4) Charges for Services	8,856	-	10,000	10,000	5,000	5,000	5,000
1001	41300	101	441465	Special Events Revenue- General	(4) Charges for Services	6,383	400	-	-	-	-	-
1001	42510	101	441465	Special Events Revenue- Fire	(4) Charges for Services	300	-	1,000	1,000	1,000	1,000	1,000
1001	43740	127	441465	Special Events Revenue-PW Streets	(4) Charges for Services	6,731	12,289	15,000	15,000	10,000	15,000	15,000
1001	44550	101	441465	Special Events Revenue	(4) Charges for Services	430	40	-	-	-	-	-
1001	46206	101	441465	Special Events Revenue	(4) Charges for Services	6,170	1,500	-	-	-	-	-
1001	46300	127	441465	Special Events Revenue- Comm. Rel.	(4) Charges for Services	25,420	23,760	-	-	-	-	-
1001	42400	101	441470	Police Reports	(4) Charges for Services	29,289	12,166	25,000	25,000	15,000	20,000	20,000
1001	42400	101	441471	Subpoena Fees	(4) Charges for Services	35	70	1,000	1,000	1,000	1,000	1,000
1001	42510	101	441472	False Alarm Revenue	(4) Charges for Services	-	-	15,000	15,000	5,000	5,000	5,000
1001	42510	101	442460	Alarm Fees	(4) Charges for Services	58,775	9,235	50,000	50,000	50,000	50,000	50,000
1001	44550	101	445452	Pound Other Fees	(4) Charges for Services	4,965	4,835	5,000	5,000	5,000	5,000	5,000
1001	44550	612	445459	Environmental Services - VOP	(4) Charges for Services	6,700	2,250	8,000	8,000	8,000	8,000	8,000
1001	46260	101	446101	Public Art Initiative	(4) Charges for Services	10,000	-	-	-	-	-	-
1001	41300	171	462477	Rental of Property	(4) Charges for Services	18,561	3,250	-	-	-	-	-
1001	46205	101	462477	Rental of Property	(4) Charges for Services	13,611	2,000	-	-	16,094	16,094	-
SUBTOTAL						1,871,336	2,063,467	1,979,100	1,979,100	1,826,394	2,224,694	2,208,600
1001	42400	101	431400	Grant Revenue	(5) Grants	-	-	-	-	-	-	-
1001	41300	101	431400	Grant Revenue	(5) Grants	85,176	690,128	450,000	450,000	400,000	-	-
1001	44550	101	431400	Grant Revenue	(5) Grants	-	49,820	-	-	-	-	-
1001	42500	101	431400	Grant Revenue	(5) Grants	-	182,949	-	-	-	-	-
1001	46260	101	431400	Grant Revenue	(5) Grants	-	14,057	-	-	-	-	-
1001	46206	101	431425	Grant or Loan Application Fee	(5) Grants	1,255	415	1,250	1,250	400	525	1,000
1001	42400	101	434463	Drug Enforcement Agency Reimb	(5) Grants	13,680	24,383	-	-	-	-	-
SUBTOTAL						100,111	961,752	451,250	451,250	400,400	525	1,000

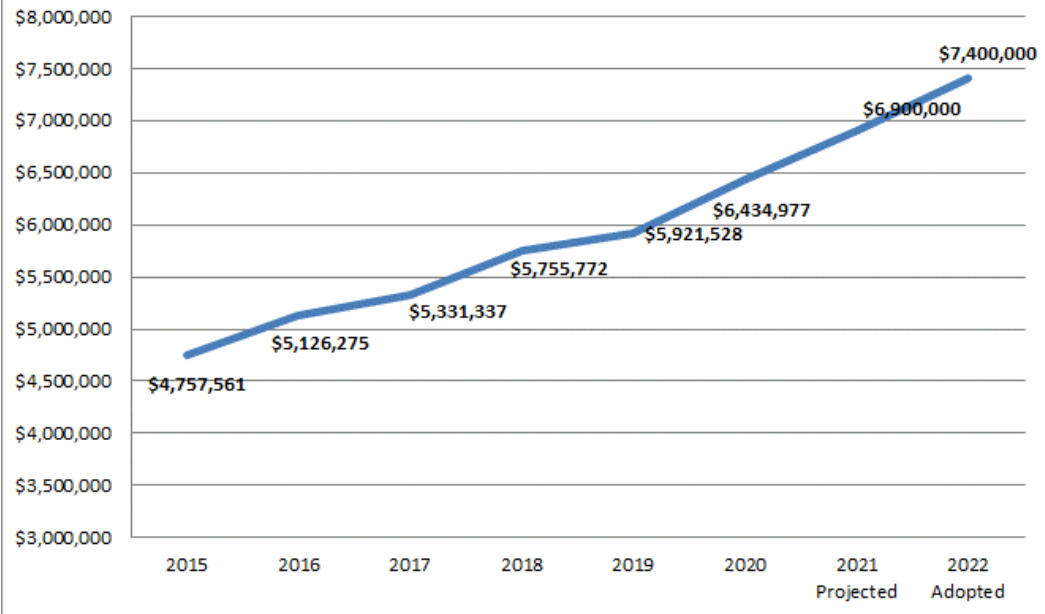
VILLAGE OF OAK PARK
FISCAL YEAR 2022 BUDGET
GENERAL FUND - REVENUES

Fund	Dept	Program	Account	Description	Revenue Category	2019	2020	Original	Amended	Year	2022	2023
						Actual	Actual	2021 Budget	2021 Budget	End Estimate	Adopted Budget	Forecasted Budget
1001	42400	101	451110	Court Fines	(6) Fines	47,043	42,797	45,000	45,000	40,000	40,000	40,800
1001	42400	101	451111	DUI Court Fines		4,744	3,222	5,000	5,000	2,000	2,000	2,040
1001	42400	101	451441	Parking Fines	(6) Fines	2,454,477	1,218,564	2,000,000	2,000,000	1,700,000	2,100,000	2,142,000
1001	41030	101	451446	Non-Compliance Fines	(6) Fines	112,746	27,989	40,000	40,000	30,000	50,000	51,000
SUBTOTAL						2,619,010	1,292,572	2,090,000	2,090,000	1,772,000	2,192,000	2,235,840
1001	41300	101	491438	Trans Fr Motor Fuel Tax Fund	(7) Interfund Transfer Revenue	1,700,000	1,580,000	-	-	-	-	-
1001	41300	101	491460	Transfer from Parking Fund	(7) Interfund Transfer Revenue	40,000	-	-	-	-	-	-
1001	41300	101	491490	Transfer from ARPA Fund	(7) Interfund Transfer Revenue	-	-	-	-	5,269,299	-	-
1001	41300	101	491440	Transfer From Water Fund	(7) Interfund Transfer Revenue	-	-	-	-	-	-	-
1001	41300	101	491495	Transfer From CIP Fund	(7) Interfund Transfer Revenue	-	-	-	-	-	-	-
1001	41300	101	491499	Transfer From Other Funds	(7) Interfund Transfer Revenue	-	-	-	-	-	-	-
SUBTOTAL						1,740,000	1,580,000	-	-	5,269,299	-	-
1001	46206	101	461450	Loan Interest	(8) Financing and Investment Revenue	1,031	541	2,500	2,500	250	150	2,500
1001	41300	101	461490	Interest Revenue	(8) Financing and Investment Revenue	775,758	156,137	150,000	150,000	25,000	50,000	50,000
1001	41300	101	441481	IMET Recovery	(8) Financing and Investment Revenue	255,843	-	-	-	-	-	-
SUBTOTAL						1,032,632	156,678	152,500	152,500	25,250	50,150	52,500
1001	41300	101	462476	Gain/Loss on Sale of Property	(9) Other	28,021	(999)	-	-	-	-	-
1001	43720	101	413408	Traffic Signal Maintenance Rev	(9) Other	-	-	2,000	2,000	2,000	5,000	5,000
1001	43740	101	434451	State Aid Route Maintenance	(9) Other	60,423	83,054	85,000	85,000	85,000	85,000	85,000
1001	41300	101	441431	Cable TV Franchise Fee	(9) Other	865,730	794,404	750,000	750,000	750,000	750,000	750,000
1001	41300	101	441447	Cashier Over/Short	(9) Other	156	(40)	-	-	-	-	-
1001	41300	101	441462	Miscellaneous Revenue	(9) Other	64,695	37,853	25,000	25,000	25,000	101,206	25,000
1001	XXXXX	101	441475	Recovered Damages	(9) Other	1,245	7,918	-	-	-	-	-
SUBTOTAL						1,020,270	922,190	862,000	862,000	862,000	941,206	865,000
SUBTOTAL						63,756,315	61,761,297	59,445,281	59,445,281	68,527,134	65,850,684	67,273,134

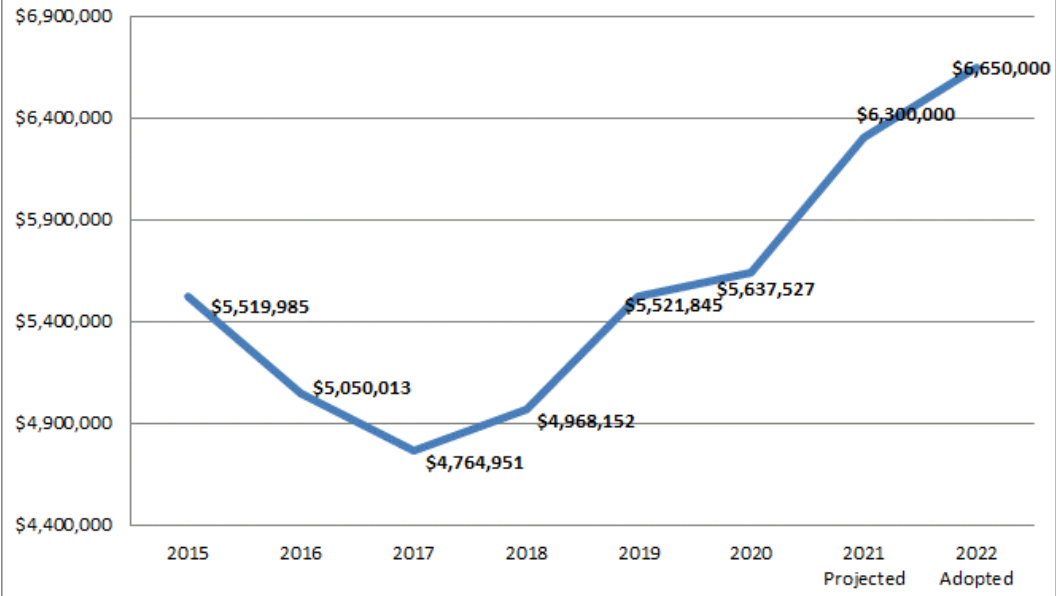
	2015	2016	2017	2018	2019	2020	2021 Projected	2022 Adopted
Property Tax Levy	\$13,491,968	\$14,719,674	\$16,514,768	\$17,485,842	\$17,665,575	\$18,067,771	\$17,624,845	\$17,900,604
Police Pension Levy	\$4,017,409	\$4,597,661	\$5,023,497	\$5,703,185	\$6,552,033	\$6,552,033	\$6,973,534	\$7,319,950
Fire Pension Levy	\$3,387,257	\$3,667,858	\$5,699,751	\$5,518,873	\$5,444,564	\$5,476,868	\$6,138,212	\$6,512,755

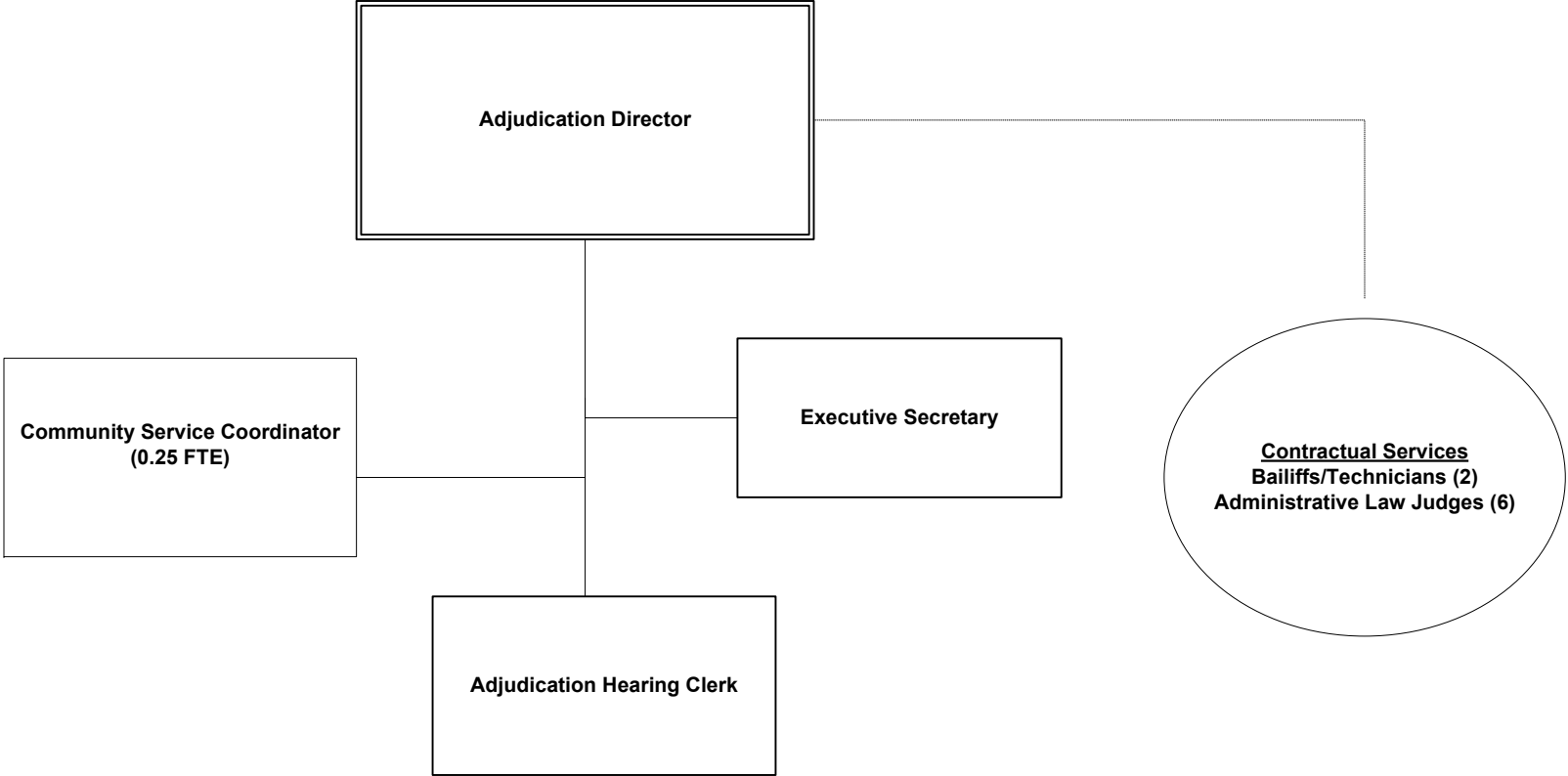


Sales and Use Tax Revenue 2015 - 2022



Income Tax Revenue 2015 - 2022





ADJUDICATION

EXECUTIVE OVERVIEW

DEPARTMENTAL SUMMARY

The Office of Adjudication conducts administrative hearings for the Village of Oak Park, Illinois. The hearings are divided into two primary categories: Parking Citations and Local Ordinance Violations. The citations adjudicated are issued by various departments in the Village including Police, Fire, Finance, Health, Public Works and Development Customer Services. The Office of Adjudication maintains the records of the hearings and transmits notices to individuals that have pending matters. In addition, Adjudication handles the immobilization process.

2021 ACCOMPLISHMENTS

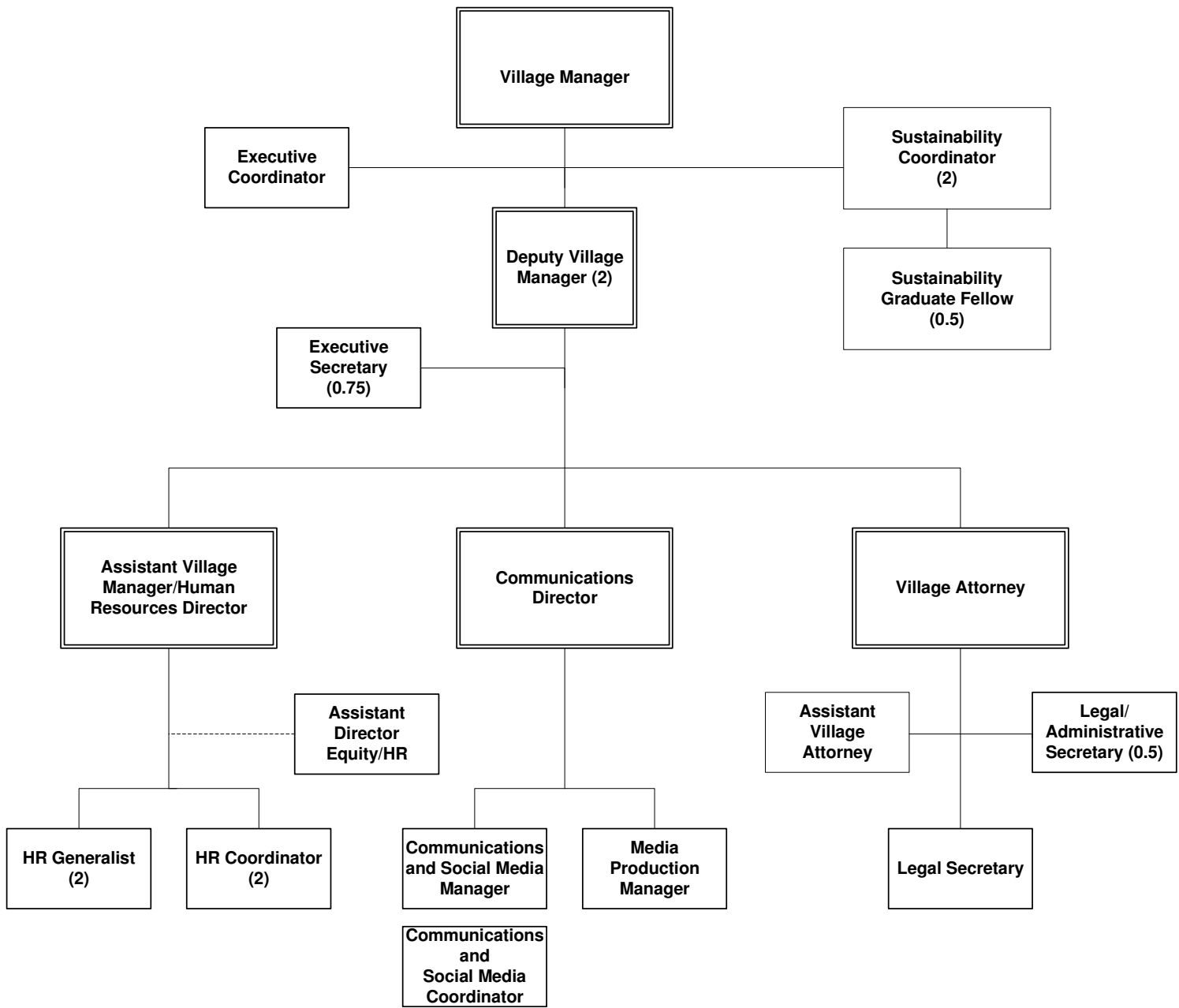
- Adjudication continued to refine the remote hearing process. The remote hearing process allows respondents, inspectors, attorneys and witnesses to participate in hearings via an online portal or by telephone.
- Adjudication continues to take steps to provide high quality customer service and is utilizing an online customer service survey to help identify high, mid, and low performance areas and implement appropriate improvements.
- Adjudication works with Oak Park Township Youth Services, The Community Mental Health Board of Oak Park Township, Rosecrance, Youth Outreach Services, Opportunity Knocks and other providers to deliver community service, substance education and other diversionary opportunities to youth respondents.
- Adjudication is implementing a restorative justice diversionary program as part of the youth adjudication process.

2022 WORK PLAN

- Adjudication continues to work to reduce paper by having an increasing number of matters conducted electronically. This includes encouraging online contests, remote hearings and online payments. Adjudication will continue to increase the use of scanning to store documents as opposed to paper copies.
- In addition, Adjudication will continue to work to improve customer service without jeopardizing the legitimacy of the adjudication process. It is expected that further automation will make the process smoother and ideally eliminate the amount of paper that is used.
- Further, Adjudication will continue efforts to improve the services provided to youth that appear in Administrative Adjudication. Adjudication plans to continue working with providers such as the Oak Park Township Youth Services, Rosecrance, Youth Outreach Services, Opportunity Knocks and other providers to identify appropriate solutions for youth respondents.

VILLAGE OF OAK PARK
FISCAL YEAR 2022 BUDGET
GENERAL FUND - ADJUDICATION

<u>Fund</u>	<u>Dept</u>	<u>Program</u>	<u>Account</u>	<u>Description</u>	<u>Department</u>	<u>Description</u>	<u>2019</u> <u>Actual</u>	<u>2020</u> <u>Actual</u>	<u>Original</u> <u>2021</u> <u>Budget</u>	<u>Amended</u> <u>2021</u> <u>Budget</u>	<u>Year</u> <u>End</u> <u>Estimate</u>	<u>2022</u> <u>Adopted</u> <u>Budget</u>	<u>2023</u> <u>Forecasted</u> <u>Budget</u>
1001	41030	101	510501	General Fund	Adjudication	Regular Salaries	(217,719)	(194,573)	(215,680)	(215,680)	(215,680)	(236,087)	(243,170)
1001	41030	101	510503	General Fund	Adjudication	Overtime	(12,608)	(7,331)	(10,000)	(10,000)	(10,000)	(10,000)	(10,000)
						SUB-TOTAL PERSONAL SERVICES	(230,327)	(201,904)	(225,680)	(225,680)	(225,680)	(246,087)	(253,170)
1001	41030	101	520515	General Fund	Adjudication	Health Insurance Opt Out	-	-	-	-	-	-	-
1001	41030	101	520520	General Fund	Adjudication	Life Insurance Expense	(281)	(247)	(279)	(279)	(279)	(279)	(279)
1001	41030	101	520521	General Fund	Adjudication	Health Insurance Expense	(54,299)	(38,132)	(56,223)	(56,223)	(56,223)	(40,913)	(42,959)
1001	41030	101	520522	General Fund	Adjudication	Social Security Expense	(13,014)	(11,318)	(13,997)	(13,997)	(13,997)	(14,637)	(15,076)
1001	41030	101	520523	General Fund	Adjudication	Medicare Expense	(3,044)	(2,647)	(3,272)	(3,272)	(3,272)	(3,423)	(3,526)
1001	41030	101	520527	General Fund	Adjudication	IMRF Contributions	(14,629)	(17,877)	(18,041)	(18,041)	(18,041)	(12,580)	(12,957)
						SUB-TOTAL FRINGE BENEFITS	(85,267)	(70,221)	(91,812)	(91,812)	(91,812)	(71,832)	(74,797)
1001	41030	101	530650	General Fund	Adjudication	Conferences Training	(326)	-	(2,000)	(2,000)	(500)	(2,000)	(2,042)
1001	41030	101	530658	General Fund	Adjudication	Temporary Services	-	-	-	-	-	-	-
1001	41030	101	530660	General Fund	Adjudication	General Contractuals	-	-	-	-	-	-	-
1001	41030	101	530667	General Fund	Adjudication	External Support	(159,036)	(117,094)	(159,100)	(159,100)	(150,000)	(145,000)	(148,045)
						SUB-TOTAL CONTRACTUAL SERVICES	(159,362)	(117,094)	(161,100)	(161,100)	(150,500)	(147,000)	(150,087)
1001	41030	101	550601	General Fund	Adjudication	Printing	(5,384)	(374)	(6,000)	(6,000)	(2,500)	(6,000)	(6,126)
1001	41030	101	550602	General Fund	Adjudication	Membership Dues	-	-	-	-	-	-	-
1001	41030	101	550603	General Fund	Adjudication	Postage	(11,633)	(17,899)	(30,000)	(49,500)	(49,500)	(55,000)	(56,155)
1001	41030	101	550606	General Fund	Adjudication	Books & Subscriptions	(817)	(435)	(1,760)	(1,760)	(600)	(1,500)	(1,532)
1001	41030	101	550652	General Fund	Adjudication	Legal Postings and Doc. Fees	(92)	(150)	(1,000)	(1,000)	(200)	(1,000)	(1,021)
1001	41030	101	550663	General Fund	Adjudication	Software License Updates	(350)	(1,789)	(6,000)	(6,000)	(2,000)	(2,000)	(2,042)
1001	41030	101	560620	General Fund	Adjudication	Office Supplies	(3,647)	(1,121)	(4,000)	(4,000)	(2,000)	(3,000)	(3,063)
1001	41030	101	570720	General Fund	Adjudication	Computer Equipment	-	(1,554)	-	-	-	-	-
1001	41030	134	560639	General Fund	Adjudication	Advertising	-	-	-	-	-	-	-
						SUB-TOTAL MATERIALS & SUPPLIES	(21,923)	(23,322)	(48,760)	(68,260)	(56,800)	(68,500)	(69,939)
						TOTAL EXPENDITURES	(496,879)	(412,541)	(527,352)	(546,852)	(524,792)	(533,419)	(547,992)



- ↔
- Village President/
Board of Trustees
 - Finance
Committee of the
Board of Trustees
 - Personnel
Committee of the
Board of Trustees
 - Re-inventing
Government
Committee of the
Board of Trustees
 - Board of Fire and
Police
Commissioner
 - Citizens Police
Oversight
Committee
 - Civic Information
Systems
Commission
 - Liquor Control
Review Board
- ↔

Advisory Bodies

VILLAGE MANAGER'S OFFICE EXECUTIVE OVERVIEW

DEPARTMENTAL SUMMARY

The Village Manager's Office is responsible for overseeing the day-to-day operations of the Village. This is accomplished by the Village Manager, Deputy Village Manager (2), Sustainability Coordinator (2), Executive Coordinator in the office of the Village Manager, and a part-time Executive Secretary. There is also an Assistant Village Manager/Human Resources Director that serves over the Human Resourced Department.

The Village Manager's Office is responsible for overseeing the daily and long-term operations of the Village consisting of 13 departments, in addition, the Department also provides staff support to the Mayor and Board of Trustees along with any Committees of the Village Board, manages the collection and review of board meeting agenda materials, manages the Village's Sustainability Office, manages negotiations for the Village's nine collective bargaining agreements, coordinates the staff liaisons to all of the Citizen Boards and Commissions and in FY 22, under the supervision of the Assistant Village Manager, will oversee the addition of a new staff person to create a race equity and inclusion planning process.

The Village Manager's Office also represents the Village on various intergovernmental boards such as those associated with the West Suburban Dispatch Center Board, Oak Park's Business Association Council, Oak Park Economic Development Corporation, the Early Childhood Collaboration Administrative Board, Friends of the Children Chicago Board, the Oak Park Management Council, the Oak Park Council of Governments, the GIS Consortium Board and the Stadium Neighbors Advisory Committee (OPRF Stadium Lights).

The Village Manager position is established pursuant to 65 Illinois Compiled Statutes 5/5-3-7 and the Village Manager shall be appointed by the Board of Trustees. The General Duties of the Village Manager are stated in §2-4-2 of the Municipal Code and note that the Village Manager shall be the chief administrative officer of the Village and exercise all powers and duties assigned to him or her by Statute and such other authority as may be granted by the Board of Trustees. The Manager shall be charged with hiring all employees, other than those under tenure of office laws (e.g. sworn police officers and sergeants, firefighters and lieutenants) and with the enforcement of all laws and ordinances within the municipality insofar as their enforcement is within the powers of the Village. The Manager shall attend all meetings of the Board of Trustees, shall keep the Board informed as to the affairs of the Village, and shall recommend to the Board such actions as may be necessary or expedient for the welfare of the Village.

Under the policy direction and leadership of the Mayor and Board of Trustees, the Village Manager's Office mission is to create excellence in local services via professional local government management, consistent with the following Guiding Principles and Values that inform or influence staff activities at all levels of the organization:

Communication: Sharing our knowledge, perspectives, and information openly, regularly, and clearly with citizens and each other

Customer Service: Understanding and providing for the needs of our customers in a prompt, courteous, and caring manner

Diversity: Valuing, promoting, and nurturing human diversity in staff, consultants, and contractors

Fiscal Stewardship: Assuring the most cost-effective and efficient use of the public's money; earning and maintaining public trust

Integrity: Committed to the highest ideals of honor and integrity in all public and professional relationships

Learning Organization: Challenging ourselves to learn, grow and expand our professional and technical knowledge

Professional Management: Dedicated to consistent, accountable, equitable, and effective management techniques and systems

Recognition: Appreciating the contributions of our most important resource: Village employees and those citizens who volunteer their time and expertise in service to the community

Team Work: Working collaboratively through personal initiative, professional accountability, mutual respect, and trust

2021 ACCOMPLISHMENTS

During 2021, the Village Manager's Office continued to oversee the response strategy to the COVID-19 Pandemic as well as manage the implementation of new village board goals adopted on June 14, 2021 that contain five categories of goals, which are Affordability, Community Safety, Racial Equity, Neighborhoods and Sustainability.

COVID -19 Pandemic

During 2021, the need for staff to be responsive to the pandemic remained. Needless to say countless staff and volunteer time remained dedicated to these efforts.

- Early in year, the Village, because we have a certified Public Health Department from the State of Illinois, was required to organize and provide vaccine to the community.
- The Village conducted over 65 clinics from January-August for first and second doses of the vaccine, in addition there were special homebound visits.
- On June 11, 2021, Governor JB Pritzker released guidelines to move to Phase 5 of the Restore Illinois plan and marked the full reopening of the all businesses and activities.
- On August 30, 2021, Illinois reinstated a mask mandate for all individuals regardless of vaccination status amid concerns of a delta variant across communities in Illinois and a concern over hospital capacity. As of this writing the mask mandate was still in effect.
- On August 12, 2021 the FDA updated its emergency use authorizations for immunocompromised individuals. Staff began hosting additional clinics for those residents as needed.
- On September 24, 2021 the Centers for Disease Control and Prevention endorsed the recommendation for the CDC Advisory Committee on Immunization Practices' (ACIP) recommendation for a booster shot for Pfizer's vaccine for populations. Staff began weekly clinics for boosters.
- As of this writing, staff is awaiting further notice by the FDA regarding boosters for those who received Moderna and Johnson & Johnson as well as children aged 5-11. Staff is preparing for additional larger scale clinics and partnerships with the school districts for these possible events.

To ensure operational response during a local emergency, the Village Manager, as provided for in the Village's local emergency operating plan, activates the Emergency Operations Center at various levels throughout the pandemic in order to designate EOC staff members to report to the EOC. This action additionally documented/preserved the right of the Village to seek reimbursement from the Federal Government for COVID-19 expenditures. For background, the Village Manager, or designee, determines the level of activation for the Emergency Operating Center using the following guidelines:

During the past year, the Village's Emergency Operations Center (EOC) functioned virtually within the National Incident Management System (NIMS) which provides a common, nationwide approach to enable the whole community to work together to manage all threats and hazards. Under the Federal Emergency Management Agency (FEMA) NIMS applies to all incidents, regardless of cause, size, location, or complexity.

Throughout the pandemic response, the Village has coordinated meetings, weekly, monthly, and bi-monthly based upon conditions of both the Management Council and Council of Governments (COG) as part of the continuing dialogue amongst the local appointed and elected leadership in the taxing bodies in Oak Park, River Forest, and Forest Park.

Review of Policing in Oak Park

2020 brought forth national and local attention to civil unrest related to police reform and Oak Park took measures also related to a review of policing in Oak Park. At the June 22, 2020 Village Board Meeting, the Village Manager assigned Assistant Village Attorney Rasheda Jackson as the internal staff lead and tasked with the administrative responsibilities for managing the review of Oak Park's police use of force policies as well as coordinator of community forums on policing in Oak Park.

In 2020, two initial community conversations were held to listen and hear from the public about their experiences and perception to Oak Park policing. The Village Board also authorized a release of a Request for Proposals (RFP) for a third party to review various aspects of policing in Oak Park and on. In July of 2021, the Village Board interviewed third-party consultants and selected a preferred firm on August 30, 2021. After a process to receive input from the Citizens Police Advisory Committee, the Village Board is expected to approve a contract with a vendor by the end of the fiscal year.

Racial Equity & Social Just Plan

On August 30, 2021 the Assistant Village Manager led a discussion with the Village Board regarding a process for the creation of a Race Equity & Social Justice Plan as well as including a race equity tool kit to guide decision and policy making. The Village Board included the hiring of a position in their board goals this year to have a dedicated position to help launch this effort.

Sustainability/Climate Action Planning

On September 20, 2021, staff presented a recommendation to select a vendor for the creation of a comprehensive sustainability plan and a climate action. This was at the conclusion of a comprehensive search via an RFP process. The contract is expected to be approved prior to the end of this fiscal year.

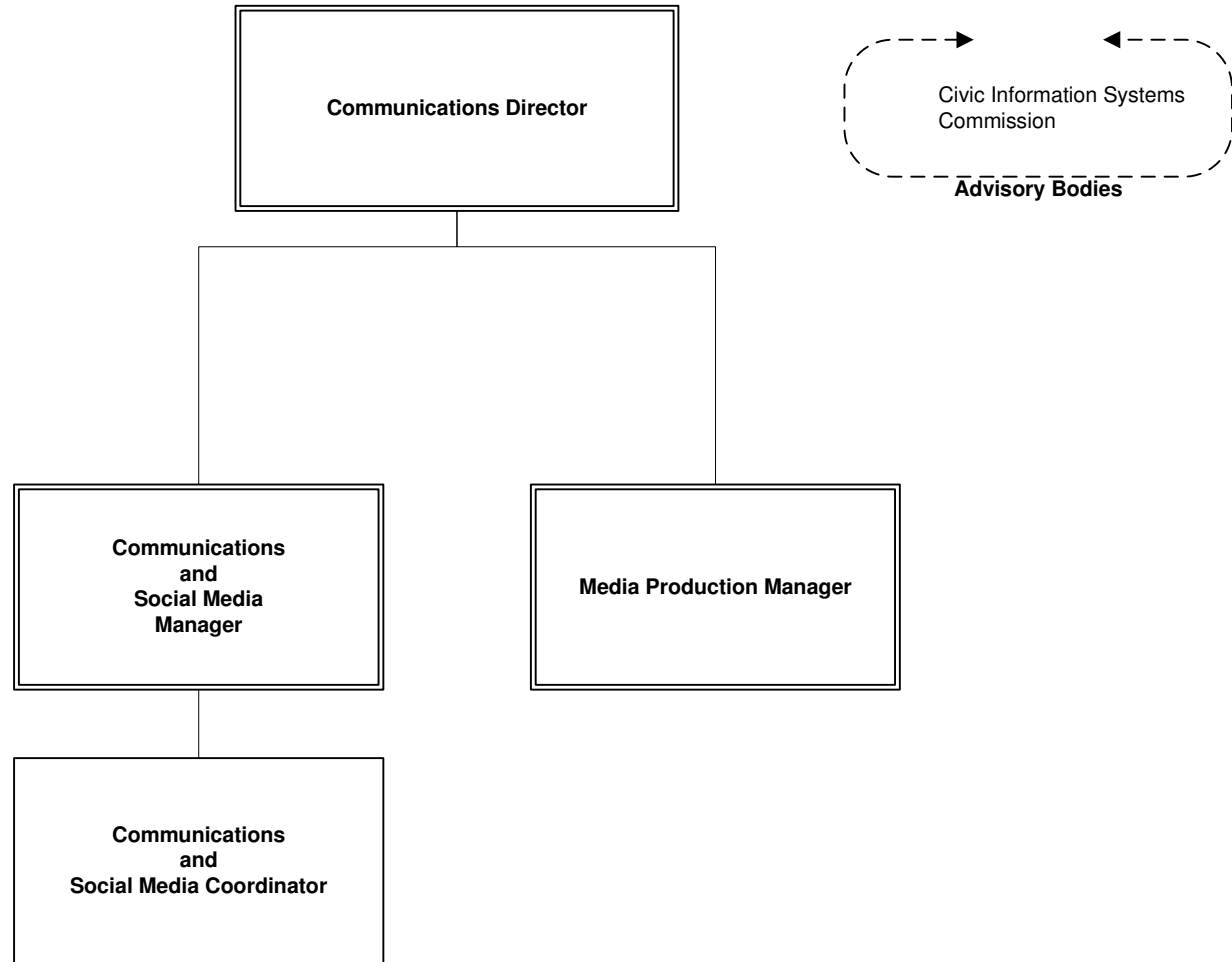
2022 WORK PLAN

The main priority will be the ongoing commitments associated with the pandemic , in addition, the VMO will implement the policy directives contained in the FY22 adopted budget and 2022 Village Board Goals such as:

- Organize the onboarding of a newly created position for the Equity Manager as proposed in the FY 22 budget under the oversight of the Assistant Village Manager.
- Implement a comprehensive sustainability, climate action and resiliency plan for sustainability initiatives under the oversight of the Department's Sustainability Division and finalize the Village Board's policy direction for projects recommended for use by the Sustainability Fund to include a roadmap of the Board's goal of reaching 50% renewable energy by 2030.
- Oversee the work of the public safety consultant under the oversight of the Assistant Village Attorney as the staff lead.
- Plan for the implementation of a number of additional board goals that were scheduled for FY 22

VILLAGE OF OAK PARK
FISCAL YEAR 2022 BUDGET
GENERAL FUND - VILLAGE MANAGER'S OFFICE

<u>Fund</u>	<u>Dept</u>	<u>Program</u>	<u>Account</u>	<u>Description</u>	<u>Department</u>	<u>Description</u>	<u>2019</u> <u>Actual</u>	<u>2020</u> <u>Actual</u>	<u>Original</u> <u>2021</u> <u>Budget</u>	<u>Amended</u> <u>2021</u> <u>Budget</u>	<u>Year</u> <u>End</u> <u>Estimate</u>	<u>2022</u> <u>Adopted</u> <u>Budget</u>	<u>2023</u> <u>Forecasted</u> <u>Budget</u>
1001	41020	101	510501	General Fund	Village Manager's Office (VMO)	Regular Salaries	(464,258)	(474,911)	(593,725)	(593,725)	(543,725)	(639,883)	(659,079)
1001	41020	101	510503	General Fund	Village Manager's Office (VMO)	Overtime	(139)	(214)	(500)	(500)	(500)	(500)	(515)
SUB-TOTAL PERSONAL SERVICES							(464,397)	(475,125)	(594,225)	(594,225)	(544,225)	(640,383)	(659,594)
1001	41020	101	510506	General Fund	Village Manager's Office (VMO)	Equip Allow (Auto,Phone,Tools)	(1,209)	(1,207)	(1,215)	(1,215)	(1,215)	(1,215)	(1,241)
1001	41020	101	520515	General Fund	Village Manager's Office (VMO)	Health Insurance Opt-out	-	-	-	-	-	-	-
1001	41020	101	520520	General Fund	Village Manager's Office (VMO)	Life Insurance Expense	(913)	(1,001)	(1,001)	(1,001)	(1,001)	(372)	(383)
1001	41020	101	520521	General Fund	Village Manager's Office (VMO)	Health Insurance Expense	(74,833)	(73,213)	(96,624)	(96,624)	(88,676)	(96,624)	(99,523)
1001	41020	101	520522	General Fund	Village Manager's Office (VMO)	Social Security Expense	(23,200)	(24,281)	(30,950)	(30,950)	(33,742)	(32,933)	(33,921)
1001	41020	101	520523	General Fund	Village Manager's Office (VMO)	Medicare Expense	(6,453)	(6,593)	(8,616)	(8,616)	(7,891)	(9,278)	(9,556)
1001	41020	101	520527	General Fund	Village Manager's Office (VMO)	IMRF Contributions	(30,131)	(42,079)	(49,558)	(49,558)	(47,000)	(35,577)	(36,644)
1001	41020	101	560651	General Fund	Village Manager's Office (VMO)	Employees Awards Recognition	(12,400)	(7,337)	(8,000)	(8,000)	(9,000)	(9,000)	(9,270)
SUB-TOTAL FRINGE BENEFITS							(149,139)	(155,711)	(195,964)	(195,964)	(188,525)	(184,999)	(190,538)
1001	41020	101	530650	General Fund	Village Manager's Office (VMO)	Conferences Training	(8,422)	(907)	(6,500)	(6,500)	(2,750)	(14,000)	(14,294)
1001	41020	101	530651	General Fund	Village Manager's Office (VMO)	Incentives	-	-	-	-	-	-	-
1001	41020	101	530662	General Fund	Village Manager's Office (VMO)	Boards Commissions Support	(18,268)	(8,598)	(15,000)	(15,000)	(15,000)	(20,000)	(20,420)
1001	41020	103	530662	General Fund	Village Manager's Office (VMO)	Boards Commissions Support	-	-	-	-	-	-	-
1001	41020	321	530662	General Fund	Village Manager's Office (VMO)	Boards Commissions Support	-	-	-	-	-	-	-
1001	41020	332	530662	General Fund	Village Manager's Office (VMO)	Boards Commissions Support	-	-	-	-	-	-	-
1001	41020	101	530667	General Fund	Village Manager's Office (VMO)	External Support	(472,830)	(77,713)	(389,716)	(389,716)	(390,095)	(922,716)	(942,093)
1001	41020	101	530687	General Fund	Village Manager's Office (VMO)	Township Interventionist Program	-	-	-	-	-	-	-
SUB-TOTAL CONTRACTUAL SERVICES							(499,520)	(87,218)	(411,216)	(411,216)	(407,845)	(956,716)	(976,807)
1001	41020	101	550601	General Fund	Village Manager's Office (VMO)	Printing	(41)	(2,920)	(3,000)	(3,000)	(3,000)	(3,000)	(3,063)
1001	41020	101	550602	General Fund	Village Manager's Office (VMO)	Membership Dues	(13,815)	(28,406)	(34,500)	(34,500)	(34,500)	(34,500)	(35,225)
1001	41020	101	550603	General Fund	Village Manager's Office (VMO)	Postage	(133)	(107)	(400)	(400)	(400)	(400)	(408)
1001	41020	101	550605	General Fund	Village Manager's Office (VMO)	Travel & Mileage Reimbursement	(87)	-	(50)	(50)	(50)	(50)	(51)
1001	41020	101	550606	General Fund	Village Manager's Office (VMO)	Books & Subscriptions	(413)	-	(150)	(150)	(150)	(150)	(153)
1001	41020	101	560616	General Fund	Village Manager's Office (VMO)	Toner Cartridges	-	-	-	-	-	-	-
1001	41020	101	560620	General Fund	Village Manager's Office (VMO)	Office Supplies	(4,570)	(2,740)	(4,000)	(4,000)	(4,000)	(4,000)	(4,084)
1001	41020	101	560625	General Fund	Village Manager's Office (VMO)	Clothing	(436)	-	-	-	-	-	-
1001	41020	101	560638	General Fund	Village Manager's Office (VMO)	Special Events	(5,956)	(1,293)	(4,500)	(4,500)	(4,500)	(4,500)	(4,595)
SUB-TOTAL MATERIALS & SUPPLIES							(25,451)	(35,466)	(46,600)	(46,600)	(46,600)	(46,600)	(47,579)
TOTAL EXPENDITURES							(1,138,507)	(753,520)	(1,248,005)	(1,248,005)	(1,187,195)	(1,828,698)	(1,874,518)



COMMUNICATIONS

EXECUTIVE OVERVIEW

DEPARTMENTAL SUMMARY

The Communications Department manages all formal conduits of information between Village program administration and the community, playing a key role in all efforts to ensure transparency in policy making, implementation and oversight. Responsibilities include both external and internal communications, informing the public about municipal government programs, services and activities, and providing employees with information relevant to their duties and responsibilities. Department staff uses a wide range of proven public information tools, including social media, the web, print and broadcast/streaming media to carry out its mission. Tasks performed by Communication staff include the following:

- Write, design, produce and manage informational messages for the full range of communication tools, including online, broadcast and print.
- Manage the public website, oak-park.us, and the employee intranet website
- Manage social media communications tools for the Village, Police Department and Fire Department including [Facebook](#), [Twitter](#), [YouTube](#), [Linked-In](#), [Pinterest](#) and [Instagram](#).
- Publish [enews](#), an ongoing subscription-based, direct electronic news information dissemination tool with nearly 6,000 subscribers.
- Produce publications such as brochures, booklets, flyers, signs, the *OP/FYI* community newsletter and quarterly *Employee News*.
- Manage news media relations, including issuing electronic news releases and event advisories, answering inquiries from reporters and supervising crisis communications and response.
- Operate the Village's government access cable television station VOP-TV, producing original video programming as well as live broadcasting and online streaming of meetings of the Village Board and citizen commissions.
- Serve as in-house editors and writers of a wide range of public messages created by other departments and volunteer bodies.
- Design and produce all forms and documents necessary for conducting business with the Village, including employee business cards, various forms and signs.

- Provide video and photographic services for all departments, including training films, audio-visual support and photographs for employee identification badges and employee website.
- Provide support to the Village Manager's Office assembling and disseminating agenda materials for Village Board meetings via Granicus Legistar, iLegislate, MediaManager and LiveManager modules as part of the online public policy transparency suite that includes streaming and archiving meetings online in a searchable database.

2021 ACCOMPLISHMENTS

The current fiscal year has been dominated by the worldwide COVID-19 coronavirus pandemic that has required staff to operate in an ongoing crisis response and preparedness mode. Communications staff has been working from home on call seven days a week disseminating important public health updates and responding to residents' many questions about how both state and local directions apply to specific situations.

Among the fiscal year's accomplishments to date (July 31, 2021) related to the pandemic are the following:

- Helped coordinate multiple vaccination clinics, including drive-through events at the Public Works Center and large-scale events at Oak Park and River Forest High School and Rush Oak Park Hospital. Served as on-site public information contact at all major vaccination events. A Communications staffer also coordinated attendee invitations, reconciled vouchers, distributed reminders, acted as a liaison for targeted businesses and answered a barrage of very specific questions from citizens and the news media.
- Maintained an online archive of all COVID-19-related information, including regular case bulletins, reports to the Village Board, case data and links to a wide range of local, state and federal resources. Also managed a page dedicated to vaccination information.
- Published 210 COVID-19-related news items through August, posting online and distributing via enews and other communications platforms, growing *enews* subscribers to nearly 6,000.
- Posted to the website some 50 local public health bulletins, 50 Village Manager reports, more than 30 documents and links targeted to specific groups, including businesses and numerous local, state and federal orders and guidelines (through July).
- Designed signs, posters and flyers to disseminate local information related to COVID-19. Every sign at Village Hall and the Farmers' Market, was designed by the Communications Department, as well as many of the signs displayed by local merchants.
- Added a combined 554 new Facebook followers on the Village, Police and Fire Department Facebook pages during the first half of 2021, as total on Facebook has grown to more than 21,680 followers across the three pages.
- Assumed management over the Pick Oak Park local business promotional campaign, adding a third website as well as additional Facebook and Instagram accounts to the editorial platforms managed by the Communications Department.

- Posted 640 messages across the Village, Police and Fire Facebook pages during the first half of the year.
- Maintained steady engagement across all three Facebook pages, with each post averaging more than 100 engaged users who like, comment, share or click on Facebook posts. Averaged 2,330 users reached per post on the Village Facebook page, which has the largest following of the three pages with more than 14,280 followers.
- Tweeted 674 messages through first half of 2021 via the Village and Police Twitter accounts, averaging 1,831 impressions per tweet and 44 engagements (retweets, likes, URL clicks) per tweet. The Village and Police Twitter accounts have combined to add 386 followers, a 3.5 percent increase in the first half of the year.
- Added 606 Instagram followers in the first half of 2021, a nearly 10 percent increase to what is now more than 6,100 followers. Created 121 Instagram posts in the first half of the year, averaging more than 100 likes per post.
- Generated more than 250 quality engagements across all social media platforms during the first six months of the year in which Village staff directly fielded a question or complaint from a social media user and provided a timely response.
- Kept employees updated via the employee website with information from the Village Manager reports with the latest information.
- Published a monthly Police newsletter to provide timely and seasonal public safety information. More than 2,250 accounts have signed up to receive the month emails.
- Produced multiple community awareness videos, including about safety measures and business services available and other economic support.
- Configured and managed a system to allow the Village Board and citizen commissions to meet remotely, while meeting Illinois Open Meetings requirements of streaming on the Village website and cablecasting on VOP-TV.
- Provided technical and logistical support to the Village Manager's Office assembling and disseminating agenda materials for Village Board meetings via Granicus Legistar, iLegislate, MediaManager and LiveManager modules as part of the online public policy transparency suite that cablecasts, streams and archives meetings online in a searchable database.

- Continued to provide technical support to the Adjudication Department after hearings were moved to a server-based system for video storage and later was a key element in its ability to host remote hearings.

2022 WORK PLAN

Central to the Communication Department's plan for 2022 will be enhancing citizen engagement in municipal policy making. Activities will first focus on creating a sufficient number of platforms for access and participation in the meetings and deliberations of the Village Board and its advisory boards, commissions and committees. The cornerstone of implementation will be requests for investments in technology, marketing and staff – all key to the getting the attention of and motivating taxpayers to get involved.

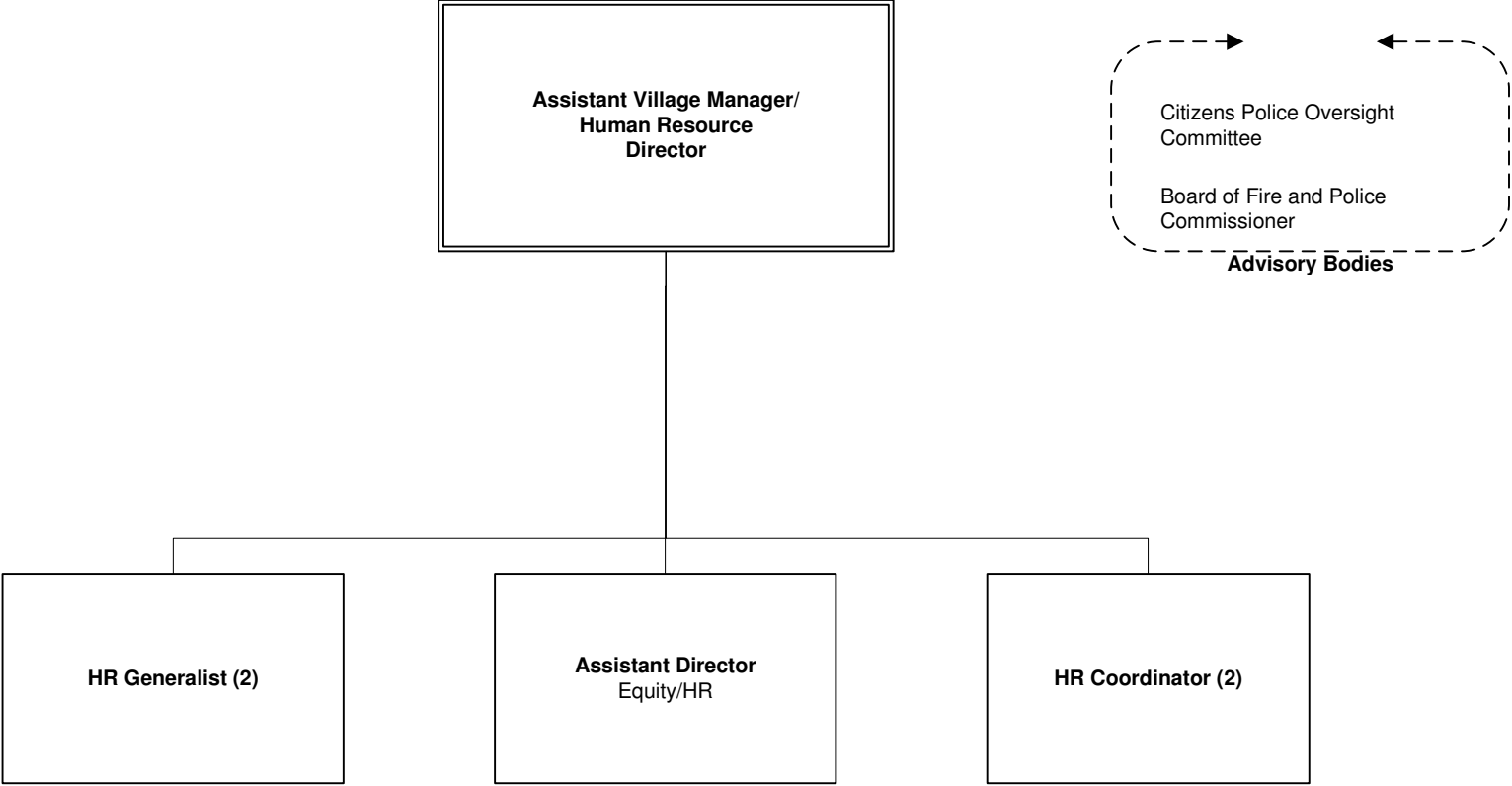
- **Invest \$150,000 in the central technology control room, Council Chamber (201) and the community room (101) to bring them into the digital age and equip a third room for live streaming of meetings.** A major portion of this expenditure will include separate encoders for each room to allow for simultaneous streaming of up to three meetings at a time. This request resides in the Capital Improvement Plan within the equipment replacement fund, which projects equipping additional rooms for streaming over the CIP's additional four years. Without this investment, options for the professional presentation of policy making will be limited and likely unsatisfactory.
- **Add staff to actually manage the equipment and to help schedule and implement streaming and archiving activities, as well as related citizen-engagement options.** The one-person shop that has made the live and archived meetings possible to date simply is not sustainable. Adding a staff member to work four nights per week – perhaps initially part time – is essential to achieving the Village Board's goal of transparency, while still having the ability to produce essential original content for the Village many other communications platforms.
- **Revamp the website to create more intuitive access to engagement opportunities.** Plans to update the website were put on hold during the COVID-19 pandemic. When initially proposed, staff offered two options – refresh the main landing page and install a more robust search feature, while updating the Drupal content management system (CMS), or investigating in an entirely new design and CMS. Choosing a vendor and building a new website likely will require several months and could cost as much as \$50,000. Refreshing the look, enhancing the search feature and updating the Drupal CMS likely would cost about half as much and take less time.
- **Incorporate citizen engagement applications into the public website.** How this goal is achieved will depend on the decision for the previous bullet point. A new, high-performing website likely would contain built in or available modules to engage citizens, including more robust commenting features than available on the current website to surveys and measurable input on specific project input. Several third-party applications also could be used to via links to external websites.
- **Allocate \$10,000 to the Communications Department to support paid communications efforts, particularly focusing on social media and online advertising.** With social media dominating so many communications discussions, the Village must reach beyond its traditional role of sharing of information, to more aggressively pushing messages to potential audiences. The organic growth of the Village's social media sites has been steady, with followers on the Village's Facebook pages now exceeding 21,000. However,

the social media giant's algorithms likely mean that only those regularly attuned to official Village posts actually see them. The Facebook model is built specifically to require businesses to spend money to make sure select messages rise to the top of all followers' feeds. Paid Facebook marketing tools also allow business users to define parameters for taking messages to those who fit the target audience's demographics or geographic locations, but who may not be among official page followers. While most message boosts are relatively low cost, frequency of message can quickly add to the overall marketing costs over time. Efforts also must be made to seek online advertising opportunities that may reach potential targets that can be motivated to learn more about or actually participate in municipal processes

- **Continue to use existing communications channels to keep citizens informed and house program and government program details that are essential to residents.** While the catchphrase of the time is citizen engagement, government public information operations require continued reliance on newsletters, news releases and email list services. A website that can serve as an encyclopedia also is essential, since search engine bots regularly crawl site code and index the information for web searches. For example, most users interested in parking tend to go to Google and enter our site through an inside page, rather than going to the Village website and then searching for information.

VILLAGE OF OAK PARK
FISCAL YEAR 2022 BUDGET
GENERAL FUND - COMMUNICATION

<u>Fund</u>	<u>Dept</u>	<u>Program</u>	<u>Account</u>	<u>Description</u>	<u>Department</u>	<u>Description</u>	<u>2019</u> <u>Actual</u>	<u>2020</u> <u>Actual</u>	<u>Original</u> <u>2021</u> <u>Budget</u>	<u>Amended</u> <u>2021</u> <u>Budget</u>	<u>Year</u> <u>End</u> <u>Estimate</u>	<u>2022</u> <u>Adopted</u> <u>Budget</u>	<u>2023</u> <u>Forecasted</u> <u>Budget</u>
1001	41110	101	510501	General Fund	Communication	Regular Salaries	(262,790)	(275,830)	(269,650)	(304,650)	(304,650)	(322,049)	(331,710)
1001	41110	101	510503	General Fund	Communication	Overtime	(7)	(21)	-	-	-	-	-
						SUB-TOTAL PERSONAL SERVICES	(262,797)	(275,851)	(269,650)	(304,650)	(304,650)	(322,049)	(331,710)
1001	41110	101	510506	General Fund	Communication	Equip Allow (Auto,Phone,Tools)	(505)	(508)	(504)	(504)	(504)	(504)	(504)
1001	41110	101	520515	General Fund	Communication	Health Insurance Opt Out	-	-	-	-	-	-	-
1001	41110	101	520520	General Fund	Communication	Life Insurance Expense	(328)	(337)	(279)	(279)	(279)	(372)	(372)
1001	41110	101	520521	General Fund	Communication	Health Insurance Expense	(38,471)	(37,868)	(37,644)	(61,488)	(61,488)	(61,488)	(61,488)
1001	41110	101	520522	General Fund	Communication	Social Security Expense	(15,557)	(16,433)	(16,718)	(18,888)	(18,888)	(19,967)	(20,965)
1001	41110	101	520523	General Fund	Communication	Medicare Expense	(3,638)	(3,844)	(3,910)	(4,418)	(4,418)	(4,670)	(4,810)
1001	41110	101	520527	General Fund	Communication	IMRF Contributions	(15,845)	(21,848)	(20,556)	(23,475)	(23,475)	(17,906)	(18,443)
						SUB-TOTAL FRINGE BENEFITS	(74,344)	(80,838)	(79,611)	(109,052)	(109,052)	(104,907)	(106,583)
1001	41110	101	530650	General Fund	Communication	Conferences Training	-	-	(1,100)	(1,100)	-	(750)	(766)
1001	41110	101	530660	General Fund	Communication	General Contractuals	(34,764)	(59,955)	(58,000)	(58,000)	(37,439)	(135,750)	(138,601)
1001	41110	113	530660	General Fund	Communication	General Contractuals	-	-	-	-	-	-	-
1001	41110	101	530667	General Fund	Communication	External Support	(8,706)	(7,546)	(9,500)	(9,500)	(9,500)	(13,500)	(13,784)
1001	41110	113	530667	General Fund	Communication	External Support	-	-	-	-	-	-	-
						SUB-TOTAL CONTRACTUAL SERVICES	(43,470)	(67,501)	(68,600)	(68,600)	(46,939)	(150,000)	(153,150)
1001	41110	101	550601	General Fund	Communication	Printing	(22,015)	(14,765)	(23,000)	(23,000)	(21,990)	(31,500)	(32,162)
1001	41110	101	550602	General Fund	Communication	Membership Dues	-	-	-	-	-	(1,200)	(1,225)
1001	41110	101	550603	General Fund	Communication	Postage	(19,345)	(13,264)	(27,800)	(27,800)	(25,805)	(28,050)	(28,639)
1001	41110	101	550605	General Fund	Communication	Travel & Mileage Reimbursement	-	-	(50)	(50)	(50)	(50)	(51)
1001	41110	101	550606	General Fund	Communication	Books & Subscriptions	(500)	(449)	(500)	(500)	(449)	(500)	(511)
1001	41110	101	550666	General Fund	Communication	Public Information Promotions	-	-	-	-	-	-	-
1001	41110	101	560620	General Fund	Communication	Office Supplies	(201)	(58)	(400)	(400)	(300)	(300)	(306)
1001	41110	101	560631	General Fund	Communication	Operational Supplies	(1,946)	(675)	(2,500)	(2,500)	(2,100)	(2,500)	(2,553)
1001	41110	113	560631	General Fund	Communication	Operational Supplies	-	-	-	-	-	-	-
						SUB-TOTAL MATERIALS & SUPPLIES	(44,007)	(29,211)	(54,250)	(54,250)	(50,694)	(64,100)	(65,446)
1001	41110	101	570710	General Fund	Communication	Equipment	(13,867)	(22,035)	(12,500)	(12,500)	(10,800)	(15,000)	(15,315)
1001	41110	101	570711	General Fund	Communication	Software	-	-	(3,100)	(3,100)	(1,200)	(3,800)	(3,880)
						SUB-TOTAL CAPITAL OUTLAY	(13,867)	(22,035)	(15,600)	(15,600)	(12,000)	(18,800)	(19,195)
						TOTAL EXPENDITURES	(438,485)	(475,436)	(487,711)	(552,152)	(523,335)	(659,856)	(676,084)



HUMAN RESOURCES

EXECUTIVE OVERVIEW

DEPARTMENTAL SUMMARY

The Human Resources department serves as an internal service provider and consultant to all departments via highly complex administrative support of the Village Manager, Department Directors and all staff. Human Resources manages and supports a wide variety of processes and procedures related to employee recruitment and retention, health and welfare benefits administration, employment law compliance, employee compensation, records maintenance, leave management, staff training and development, employee/labor relations, and retirement plan administration.

Services are provided through the following programs:

- **General Administration** – Maintaining accurate employment and benefit records.
- **Labor Relations** – Assisting in the negotiation and administration of nine collective bargaining agreements and administering the Personnel Manual to ensure that contractual terms and conditions of employment and general Village policies are applied in a fair and equitable manner.
- **Benefits Administration** - Providing and administering a comprehensive employee benefits program that is cost effective while also considered by employees as having value in terms of their total compensation from the Village.
- **Employment** – Being recognized as an employer of choice through an effective talent management program that includes applicant management, on-boarding, performance management, learning management and recognition and rewards (including compensation) management.
- **Training** – Creating and sustaining a learning environment to communicate Village Guiding Principles and Values, enhance employee engagement through opportunities for personal and professional growth, and evaluate and affirm that programs and services are aligned to Village Board priorities and strategic objectives in a cost-effective manner.

2021 ACCOMPLISHMENTS

1. Continued workforce support in responding to the COVID-19 Pandemic

- Designed, negotiated and implemented COVID-19 vaccination and testing programs throughout the organization
- Developed and implemented COVID-19 related administrative programs, policies and procedures to mitigate employee risk in the workplace.
- Tracked and monitored Village employees' COVID-19 positive diagnoses and managed the Village's internal contact tracing and quarantining program.
- Explored creative staffing opportunities within the workforce to provide full services to the community in an efficient and flexible manner.
- Provided Emergency Operation Center (EOC) support in the form of Safety Officer, Assistant Safety Officer, Procurement and Unit Leader and Monitoring Unit Supervisor staffing.

2. Continued the focus on improved employee relations:

- Served on the negotiation team for Collective Bargaining Agreements that expired in 2020 including FOP Community Service Officers, FOP Patrol Officers, IAFF, Teamsters and IBEW.
- Served as the lead negotiator for Collective Bargaining Agreements that expired or were reopened in 2021 including SEIU Water & Sewer, FOP Community Service Officers, IBEW and SEIU Clerical Technical.
- Maintained positive and productive working relationships with union stewards and business representatives in response to significant workplace changes related to COVID-19, including successful and timely negotiations regarding COVID-19 vaccination and testing programs.

3. Improved Recruitment and Retention Processes

- Recruited a multi-level, diverse workforce that meets the Villages' organizational needs with increased use of technology and social media, conducting over 60 recruitments.
- Continued developing flexible workplace policies and strategies to assist recruitment efforts in the increasingly competitive marketplace.
- Continue creating more Training & Development opportunities for existing employees.
- Enhanced the digital onboarding process providing documents via the Village's PowerDMS document management system.
- Introduced Kronos Applicant Tracking System for online recruitment.

4. Support the Village's racial equity work both broadly and as it specifically relates to HR

- Provided guidance and training specific to hiring managers and interview teams, to ensure equity is built into the hiring process.
- Supported the Village's ongoing racial equity work via the development of racial equity planning work and racial equity management position.

5. Oversaw and supported Village-wide benefits and wellness program

- Reviewed benefits programs to find cost efficiencies or new benefit opportunities such as introducing a High Deductible Health Plan and Health Savings Account allowing for comprehensive major medical, prescription, dental, vision and life and disability insurance, and medical and dependent care flexible spending account programs.
- Managed flexible workplace benefits including prepaid legal, accident, critical illness and hospital indemnity insurance.
- Developed activities that will result in employee engagement, promote a healthier lifestyle, create more unity among the workforce.

6. Continue to support Committees and Commissions

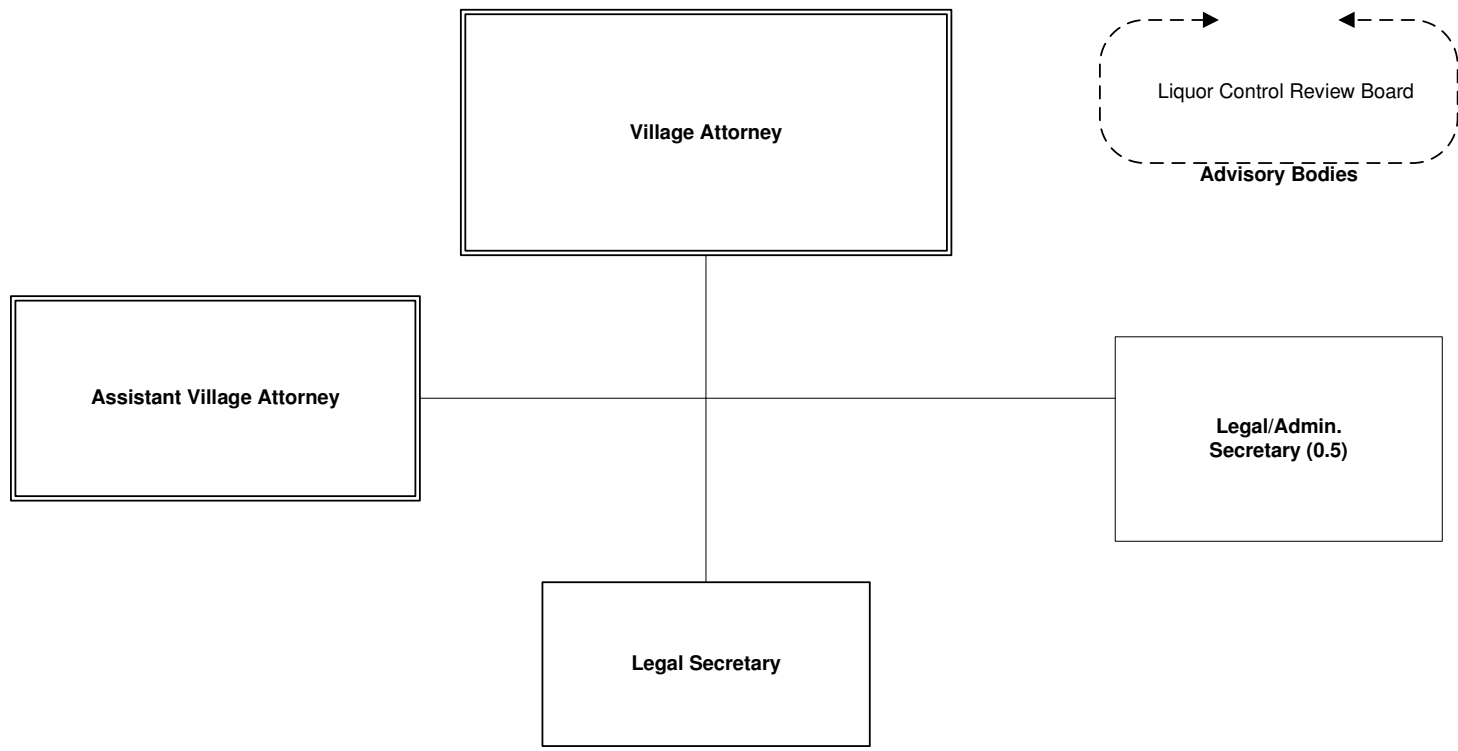
- Continued to support the Fire & Police Commission with hiring entry level employees and internal promotions, adopting new rules for the entry level Fire Department employees
- Continued to support of the Citizen Police Oversight Committee with an extensive 2021 workplan.

2022 WORK PLAN

- 1. Continued workforce support in responding to the COVID-19 Pandemic**
 - Explore creative staffing opportunities within the workforce to provide full services of the community in an efficient and flexible manner
 - Ensure ongoing COVID-19 mitigation within the workplace as the pandemic necessitates.
- 2. Improve Recruitment and Retention Processes**
 - Continue enhancement of digital onboarding/offboarding processes
 - Recruit a multi-level diverse workforce that meets the Village's organizational needs with increased use of technology, social media and desirable benefits.
 - Continued development of flexible workplace policies and strategies that assist recruitment efforts considering a challenging recruitment environment.
- 3. Support the Village's racial equity work both broadly and as it specifically relates to HR**
 - Follow Village Board direction related to the development of the Village's Racial Equity Action Process, including the development of a Racial Equity Manager position if applicable
- 4. Continued emphasis on Employee Wellness**
 - Review benefits programs to find cost efficiencies or new benefit opportunities such as introducing a High Deductible Health Plan and Health Savings Account.
 - Developed activities that will result in employee engagement, promote a healthier lifestyle, create more unity among the workforce.
 - Revisit Employee Wellness Team work to promote health and wellness throughout the Village organization.
- 5. Continue to support Committees and Commissions**
 - Continue to support the Fire & Police Commission with hiring entry level employees and internal promotions, adopting new rules for the entry level Fire Department employees
 - Continue to support of the Citizen Police Oversight Committee as they explore updates to procedural rules and other recommendations.

VILLAGE OF OAK PARK
FISCAL YEAR 2022 BUDGET
GENERAL FUND - HUMAN RESOURCES

Fund	Dept	Program	Account	Description	Department	Description	2019	2020	Original	Amended	Year	2022	2023
							Actual	Actual	2021	2021	End	Adopted	Forecasted
							Budget	Budget	Budget	Budget	Estimate	Budget	Budget
1001	41080	101	510501	General Fund	HR - Human Resources	Regular Salaries	(295,332)	(245,310)	(235,839)	(235,839)	(235,839)	(340,863)	(351,089)
1001	41080	101	510503	General Fund	HR - Human Resources	Overtime	(187)	-	(1,000)	(1,000)	(1,000)	(1,000)	(1,000)
1001	41080	101	510515	General Fund	HR - Human Resources	Comp Time	-	(971)	-	-	-	-	-
SUB-TOTAL PERSONAL SERVICES							(295,519)	(246,281)	(236,839)	(236,839)	(236,839)	(341,863)	(352,089)
1001	41080	101	510506	General Fund	HR - Human Resources	Equip Allow (Auto,Phone,Tools)	(181)	-	(504)	(504)	(504)	(504)	(504)
1001	41080	101	510519	General Fund	HR - Human Resources	Vacation Time Payout	(7,523)	-	-	-	-	-	-
1001	41080	101	520505	General Fund	HR - Human Resources	Tuition Reimbursement	(4,184)	(2,752)	(5,000)	(5,000)	(5,000)	(5,000)	(5,000)
1001	41080	101	520515	General Fund	HR - Human Resources	Health Insurance Opt Out	(420)	(1,446)	-	-	-	-	-
1001	41080	101	520520	General Fund	HR - Human Resources	Life Insurance Expense	(251)	(259)	(256)	(256)	(256)	(349)	(349)
1001	41080	101	520521	General Fund	HR - Human Resources	Health Insurance Expense	(30,334)	(52,719)	(49,390)	(49,390)	(49,390)	(73,234)	(73,234)
1001	41080	101	520522	General Fund	HR - Human Resources	Social Security Expense	(14,710)	(14,172)	(16,354)	(16,354)	(16,354)	(22,484)	(23,159)
1001	41080	101	520523	General Fund	HR - Human Resources	Medicare Expense	(3,440)	(3,315)	(3,434)	(3,434)	(3,434)	(4,943)	(5,091)
1001	41080	101	520527	General Fund	HR - Human Resources	IMRF Contributions	(16,182)	(22,451)	(19,752)	(19,752)	(19,752)	(18,952)	(19,521)
SUB-TOTAL FRINGE BENEFITS							(77,225)	(97,114)	(94,690)	(94,690)	(94,690)	(125,466)	(126,857)
1001	41080	133	520668	General Fund	HR - Human Resources	Unemployment Ins Payments	(2,815)	-	(25,000)	(25,000)	(15,000)	(25,000)	(25,525)
1001	41080	101	530646	General Fund	HR - Human Resources	Pre-employment Testing	(6,730)	(5,769)	(12,000)	(19,000)	(15,000)	(18,000)	(18,378)
1001	41080	101	530642	General Fund	HR - Human Resources	Background Check	(3,383)	(1,406)	(5,000)	(5,000)	(5,000)	(7,500)	(7,658)
1001	41080	134	530642	General Fund	HR - Human Resources	Background Check	(2,029)	(877)	(2,500)	(2,500)	(1,500)	(2,500)	(2,553)
1001	41080	101	530650	General Fund	HR - Human Resources	Conferences Training	(7,091)	(2,035)	(5,000)	(5,000)	(1,000)	(5,000)	(5,105)
1001	41080	131	530650	General Fund	HR - Human Resources	Conferences Training	-	-	-	-	-	-	-
1001	41080	101	530652	General Fund	HR - Human Resources	Training Services	(3,083)	(22,000)	(30,000)	(25,000)	(25,000)	(30,000)	(30,630)
1001	41080	134	530655	General Fund	HR - Human Resources	Consultant Fees	-	-	-	-	-	-	-
1001	41080	101	530658	General Fund	HR - Human Resources	Temporary Services	(33,729)	(4,975)	(50,000)	(50,000)	(25,000)	(50,000)	(51,050)
1001	41080	101	530667	General Fund	HR - Human Resources	External Support	(47,454)	(53,358)	(60,000)	(60,000)	(60,000)	(60,000)	(61,260)
1001	41080	131	530667	General Fund	HR - Human Resources	External Support	-	-	-	-	-	-	-
1001	41080	134	530678	General Fund	HR - Human Resources	Medical Fees	(2,246)	-	(2,500)	(2,500)	(1,000)	(2,500)	(2,553)
1001	41080	134	530667	General Fund	HR - Human Resources	External Support	(74,888)	(38,763)	(74,000)	(67,000)	(50,000)	(74,000)	(75,554)
SUB-TOTAL CONTRACTUAL SERVICES							(183,448)	(129,183)	(266,000)	(261,000)	(198,500)	(274,500)	(280,265)
1001	41080	101	550601	General Fund	HR - Human Resources	Printing	(263)	(41)	(250)	(250)	(250)	(250)	(255)
1001	41080	101	550602	General Fund	HR - Human Resources	Membership Dues	(2,422)	(6,728)	(5,000)	(2,000)	(5,000)	(5,000)	(5,105)
1001	41080	101	550603	General Fund	HR - Human Resources	Postage	(778)	(164)	(1,000)	(1,000)	(1,000)	(1,000)	(1,021)
1001	41080	101	550605	General Fund	HR - Human Resources	Travel & Mileage Reimbursement	(38)	-	(200)	(200)	(200)	(200)	(204)
1001	41080	101	550606	General Fund	HR - Human Resources	Books & Subscriptions	-	(107)	(200)	(200)	(200)	(200)	(204)
1001	41080	101	560620	General Fund	HR - Human Resources	Office Supplies	(3,022)	(622)	(2,000)	(2,000)	(1,000)	(2,000)	(2,042)
1001	41080	131	560620	General Fund	HR - Human Resources	Office Supplies	-	-	-	-	-	-	-
1001	41080	132	560620	General Fund	HR - Human Resources	Office Supplies	-	-	-	-	-	-	-
1001	41080	133	560620	General Fund	HR - Human Resources	Office Supplies	-	-	-	-	-	-	-
1001	41080	134	560620	General Fund	HR - Human Resources	Office Supplies	-	-	-	-	-	-	-
1001	41080	134	550652	General Fund	HR - Human Resources	Legal Postings and Doc. Fees	-	-	-	-	-	-	-
1001	41080	101	550671	General Fund	HR - Human Resources	Office Machine Service	-	-	(200)	(200)	(200)	(200)	(204)
1001	41080	101	560616	General Fund	HR - Human Resources	Toner Cartridges	(650)	-	(1,000)	(1,000)	(1,000)	(1,000)	(1,021)
1001	41080	101	560638	General Fund	HR - Human Resources	Special Events	(978)	-	(1,000)	(1,000)	(1,000)	(1,000)	(1,021)
1001	41080	101	560639	General Fund	HR - Human Resources	Advertising	(11,382)	(9,408)	(10,000)	(18,000)	(15,000)	(15,000)	(15,315)
1001	41080	134	560639	General Fund	HR - Human Resources	Advertising	-	-	-	-	-	-	-
1001	41080	101	560651	General Fund	HR - Human Resources	Employees Awards Recognition	(83)	-	(2,000)	(2,000)	(2,000)	(2,000)	(2,042)
1001	41080	101	560652	General Fund	HR - Human Resources	Employee Physicals	(15,507)	(4,204)	(10,000)	(10,000)	(10,000)	(10,000)	(10,210)
SUB-TOTAL MATERIALS & SUPPLIES							(35,123)	(21,274)	(32,850)	(37,850)	(36,850)	(37,850)	(38,645)
SUBTOTAL							(591,315)	(493,852)	(630,379)	(630,379)	(566,879)	(779,679)	(797,856)



LEGAL

EXECUTIVE OVERVIEW

DEPARTMENTAL SUMMARY

It is the mission of the Law Department to provide effective legal services to the Village Board, the Village Manager, Boards and Commissions and Village staff.

The Law Department is responsible for all legal matters concerning the Village of Oak Park. Such matters include the following: advice and counsel, the prosecution and defense of civil litigation, workers' compensation claims and other contested matters, real estate, land use and zoning matters, transactional matters, development agreements, the drafting of ordinances, resolutions, contracts, policies, memorandums and other documents, the enforcement of the Village Code and Village ordinances, traffic court prosecutions, collections, document review, procurement of the Village's excess insurance policies and property and casualty policy, provide legal support for Freedom of Information Act requests, and various other matters as they arise. The Law Department consists of the Village Attorney, Assistant Village Attorney, Legal Secretary and a part-time Secretary.

2021 ACCOMPLISHMENTS

Significant accomplishments include a reduction in pending civil litigation and workers' compensation cases pursuant to dismissals or settlements reached during the year, continuing to manage the Village's legal work due to the COVID-19 pandemic in the State of Illinois, including the drafting of contracts, numerous orders and guidance documents in coordination with the Health Department and other legal documents related to the outbreak, bringing additional work in-house at a cost-savings to the Village, cost containment of the Village's excess insurance policies and property and casualty policy, drafting and adoption of numerous ordinances to be codified as part of the Village Code, acting as the liaison to the Liquor Control Review Board and working to implement various processes for the Board, the drafting, review and approval of 312 contracts through July 31, 2021, and 482 contracts during 2020 and the drafting, review and approval of 45 ordinances and 106 resolutions also through July 31, 2021. The Law Department also acts as legal counsel to the Zoning Board of Appeals by attending its meetings and public hearings and the drafting, review and approval of legal notices, staff reports, findings of facts and resolutions. The Law Department drafted numerous orders and guidance documents related to the COVID-19 pandemic, continued legal work on real estate developments in the Village, the ordered closures of several businesses through prosecutions for illegal activities, the successful defense of several lawsuits brought against the Village, the filing of complaints against persons who cause damage to Village property and the prosecution of those persons through the Village's adjudication system.

Projects and planned accomplishments for the remainder of 2021 and 2022 include continuing work on pending civil litigation and workers' compensation cases and bringing such matters to a successful conclusion, continued standardization of contracts, intergovernmental agreements, partner agency agreements, and Board agenda item matters, work related to various pending property developments in the Village, continued administration of the Village's risk management and excess insurance programs and the review and processing of liquor license applications and the review and processing of FOIA requests.

2022 WORK PLAN

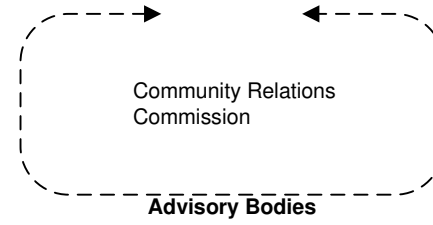
The 2022 Work Plan for the Law Department includes continued efforts to successfully defend civil litigation and workers' compensation matters brought against the Village and affirmative litigation in favor of the Village, the rewrite and revision of various chapters and articles of the Village Code, continued standardization of contracts, intergovernmental agreements, partner agency agreements and forms for use by the Law Department and other departments, acting as liaison to the Liquor Control Review Board and the handling and processing of liquor license matters to the Village Board and legal counsel to the Zoning Board of Appeals, continued legal support for responses to Freedom of Information Act requests and successful administration of the Village's risk management and excess insurance programs. The proposed 2022 budget will provide the necessary resources to handle these matters and other matters as they arise throughout the 2022 budget year.

VILLAGE OF OAK PARK
FISCAL YEAR 2022 BUDGET
GENERAL FUND - LAW

Fund	Dept	Program	Account	Description	Department	Description	2019	2020	Original	Amended	Year	2022	2023
							Actual	Actual	2021 Budget	2021 Budget	End Estimate	Adopted Budget	Forecasted Budget
1001	41070	101	510501	General Fund	LEGAL - Law	Regular Salaries	(342,229)	(363,446)	(365,100)	(365,100)	(365,100)	(385,652)	(397,222)
1001	41070	101	510503	General Fund	LEGAL - Law	Overtime	(57)	(23)	(1,000)	(1,000)	(1,000)	(1,000)	-
SUB-TOTAL PERSONAL SERVICES							(342,286)	(363,469)	(366,100)	(366,100)	(366,100)	(386,652)	(397,222)
1001	41070	101	510506	General Fund	LEGAL - Law	Equip Allow (Auto,Phone,Tools)	(505)	(508)	(504)	(504)	(504)	(504)	-
1001	41070	101	520520	General Fund	LEGAL - Law	Life Insurance Expense	(280)	(283)	(279)	(279)	(279)	(279)	-
1001	41070	101	520521	General Fund	LEGAL - Law	Health Insurance Expense	(25,643)	(25,241)	(25,092)	(25,092)	(25,092)	(25,092)	(26,347)
1001	41070	101	520522	General Fund	LEGAL - Law	Social Security Expense	(18,279)	(19,909)	(19,512)	(19,512)	(19,512)	(20,300)	(20,909)
1001	41070	101	520523	General Fund	LEGAL - Law	Medicare Expense	(4,797)	(5,120)	(5,308)	(5,308)	(5,308)	(5,592)	(5,760)
1001	41070	101	520515	General Fund	LEGAL - Law	Health Insurance Opt Out	-	-	-	-	-	-	-
1001	41070	101	520527	General Fund	LEGAL - Law	IMRF Contributions	(22,117)	(30,421)	(30,533)	(30,533)	(30,533)	(21,442)	(22,085)
SUB-TOTAL FRINGE BENEFITS							(71,621)	(81,482)	(81,228)	(81,228)	(81,228)	(73,209)	(75,101)
1001	41070	101	530650	General Fund	LEGAL - Law	Conferences Training	(2,843)	(580)	(4,000)	(4,000)	(3,500)	(4,000)	(4,084)
1001	41070	101	530658	General Fund	LEGAL - Law	Temporary Services	-	-	-	-	-	-	-
1001	41070	101	530667	General Fund	LEGAL - Law	External Support	(171,272)	(129,910)	(200,000)	(200,000)	(175,000)	(200,000)	(204,200)
SUB-TOTAL CONTRACTUAL SERVICES							(174,115)	(130,490)	(204,000)	(204,000)	(178,500)	(204,000)	(208,284)
1001	41070	101	550601	General Fund	LEGAL - Law	Printing	-	-	(100)	(100)	(50)	(50)	(51)
1001	41070	101	550602	General Fund	LEGAL - Law	Membership Dues	(2,029)	(1,969)	(2,000)	(2,000)	(2,000)	(2,000)	(2,042)
1001	41070	101	550603	General Fund	LEGAL - Law	Postage	(751)	(198)	(1,000)	(1,000)	(500)	(500)	(511)
1001	41070	101	550605	General Fund	LEGAL - Law	Travel & Mileage Reimbursement	(806)	(72)	(1,500)	(1,500)	(500)	(1,500)	(1,532)
1001	41070	101	550606	General Fund	LEGAL - Law	Books & Subscriptions	(3,632)	(3,877)	(4,500)	(4,500)	(4,500)	(4,500)	(4,595)
1001	41070	101	560620	General Fund	LEGAL - Law	Office Supplies	(2,266)	(437)	(2,500)	(2,500)	(1,700)	(2,000)	(2,042)
SUB-TOTAL MATERIALS & SUPPLIES							(9,484)	(6,553)	(11,600)	(11,600)	(9,250)	(10,550)	(10,772)
TOTAL EXPENDITURES							(597,506)	(581,994)	(662,928)	(662,928)	(635,078)	(674,411)	(691,378)

Community Relations Director

Community Relations Coordinator



COMMUNITY RELATIONS

EXECUTIVE OVERVIEW

DEPARTMENTAL SUMMARY

Established in 1971, the Oak Park Community Relations Department is responsible for monitoring and enforcing the Village's Fair Housing and Public Accommodations Ordinances. The Department is established specifically by Municipal Code and also provides a wide range of intervention and outreach services to the community designed to enhance the overall quality of life and promote the Village's goal of fostering diversity and respect for human differences. The Community Relations Department works amongst and through each department within the Village for the provision of its multiple services to residents. The department accomplishes its mission via three areas of service delivery, including:

Tenant/Landlord Relations

- Investigates complaints of discrimination, unlawful management practices and code compliance for mitigation
- Provides diversity counseling and training to the public, residents, landlords and realtors to increase awareness of diversity and inclusion issues
- Mediation of landlord tenant disputes to promote long term tenancies in rental sector
- Conducts fair housing and educational sessions to realtors, property managers landlords, tenants and public

Community Outreach Services

- Serves as Village information clearinghouse
- Develops programs that promote neighbor connectivity
- Provides new resident information and orientation services
- Facilitates neighborhood and community conflict resolution
- Provides referrals to community resources
- Trains residents for community organizing projects
- Coordinates Village's graffiti hotline and removal program

Special Events and Services

- Coordination of Day in Our Village Festival
- Coordination of July 4th Diversity Parade
- Youth Life/Employment Skills Program
- Dinner and Dialogue Program

2021 ACCOMPLISHMENTS

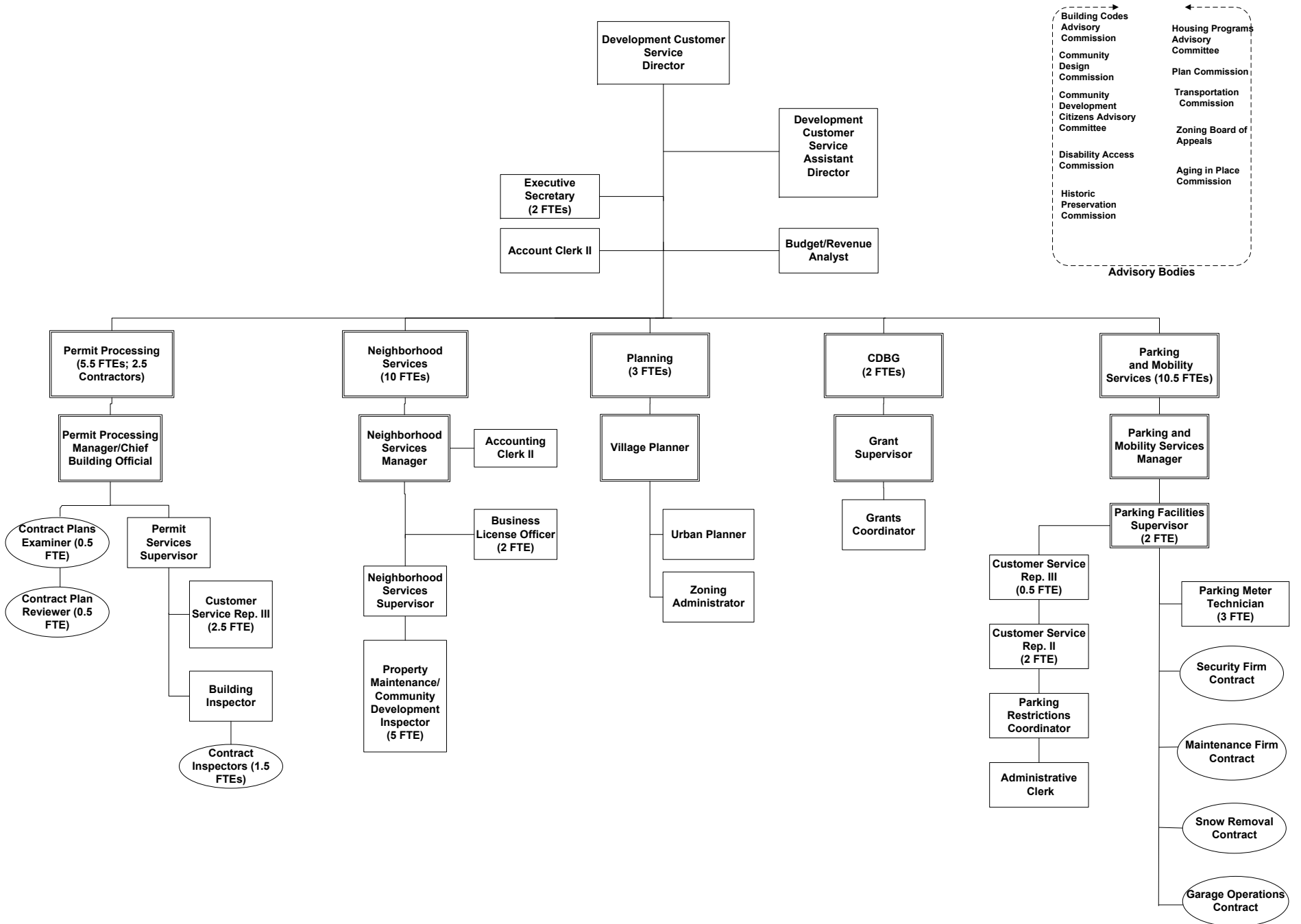
- Department continues to provide landlord/tenant intervention activities to promote fair housing compliance education and complaint mitigation. Provided residents with legal, housing, and social service referrals during the COVID-19 crisis.
- In partnership with Department of Public Works, Community Relations Department continues to coordinate the Village graffiti removal program to reduce community and neighborhood blight. The department also continues to partner with Illinois Department of Transportation to secure rapid removal of graffiti and defacements along the 1-290 expressway.
- Department staff continues to collaborate with Community Policing Program and Resident Beat Officers to assess and mitigate neighborhood conflicts and tensions as appropriate throughout Village zones.
- Department continues to provide resource referral activities for residents seeking alternative services and interventions to enhance overall quality of life.
- Department staff participated on the COVID-19 Vaccination Committee in order to promote education about the COVID-19 virus as well as offer resources for vaccination resident health via education and participation in obtaining the COVID-19 vaccine
- Provided input on the Racial Equity training for staff development as administered through the National League of Cities and VOP Human Resources department
- Established partnership with the Center for Conflict Resolution to provide direct mediation referral services for residents who requested assistance with interpersonal conflicts during the COVID-19 crisis.

2022 WORK PLAN

- Department will continue to promote Fair housing and inclusion through various forms of communications including but not limited to one on one consultations, presentations, social media and informational videos and productions designed for landlords/property managers and prospective/current tenants.
- Department will coordinate and execute 50th Annual Day in our Village festival to promote positive community interaction, inclusion, and intergroup relations.
- Staff will work with appropriate VOP departments and entities for planning of the 2022 July 4th parade to promote community pride and spirit.
- Department will coordinate and execute 2022 Youth Skills Initiative in partnership with the Oak Park Public library to promote youth employment and life skill development for area youth.
- Department will continue coordination of neighborhood zone meetings with Community Policing officers to assist with neighborhood tensions, conflict resolution and resource referral as appropriate.
- Department will continue to work in tandem with other VOP departments with coordination of service requests from residents, businesses, and other external customers.
- Department will continue provision of conflict mediation services to address neighborhood or community tensions that are disruptive to quality of life.
- Re-establish outreach activities to cultivate relationships with neighboring communities to develop cross-community partnership opportunities.
- Work with Village of Oak Park leadership on development of racial equity initiatives for the Village of Oak Park

VILLAGE OF OAK PARK
 FISCAL YEAR 2022 BUDGET
 GENERAL FUND - COMMUNITY RELATIONS

<u>Fund</u>	<u>Dept</u>	<u>Program</u>	<u>Account</u>	<u>Description</u>	<u>Department</u>	<u>Description</u>	<u>2019</u> <u>Actual</u>	<u>2020</u> <u>Actual</u>	<u>Original</u> <u>2021</u> <u>Budget</u>	<u>Amended</u> <u>2021</u> <u>Budget</u>	<u>Year</u> <u>End</u> <u>Estimate</u>	<u>2022</u> <u>Adopted</u> <u>Budget</u>	<u>2023</u> <u>Forecasted</u> <u>Budget</u>
1001	46300	101	510501	General Fund	Community Relations	Regular Salaries	(170,578)	(170,315)	(171,371)	(171,371)	(171,371)	(178,613)	(183,971)
1001	46300	101	510503	General Fund	Community Relations	Overtime	-	-	-	-	-	-	-
1001	46300	101	510515	General Fund	Community Relations	Comp Time	-	-	-	-	-	-	-
SUB-TOTAL PERSONAL SERVICES							(170,578)	(170,315)	(171,371)	(171,371)	(171,371)	(178,613)	(183,971)
1001	46300	101	510509	General Fund	Community Relations	Comp Time Payout	(66)	(35)	-	-	-	-	-
1001	46300	101	520515	General Fund	Community Relations	Health Insurance Opt Out	-	-	-	-	-	-	-
1001	46300	101	520520	General Fund	Community Relations	Life Insurance Expense	(187)	(188)	(186)	(186)	(186)	(186)	-
1001	46300	101	520521	General Fund	Community Relations	Health Insurance Expense	(18,358)	(24,620)	(25,092)	(25,092)	(25,092)	(17,069)	(17,922)
1001	46300	101	520522	General Fund	Community Relations	Social Security Expense	(10,249)	(10,050)	(10,625)	(10,625)	(10,625)	(11,074)	(11,406)
1001	46300	101	520523	General Fund	Community Relations	Medicare Expense	(2,397)	(2,350)	(2,485)	(2,485)	(2,485)	(2,590)	(2,668)
1001	46300	101	520527	General Fund	Community Relations	IMRF Contributions	(10,862)	(15,088)	(14,292)	(14,292)	(14,292)	(9,931)	(10,229)
SUB-TOTAL FRINGE BENEFITS							(42,119)	(52,331)	(52,680)	(52,680)	(52,680)	(40,850)	(42,225)
1001	46300	101	530662	General Fund	Community Relations	Boards Commissions Support	(100)	-	-	-	-	-	-
1001	46300	101	530667	General Fund	Community Relations	External Support	(19,234)	(643)	(22,500)	(22,500)	-	(22,500)	(22,973)
SUB-TOTAL CONTRACTUAL SERVICES							(19,334)	(643)	(22,500)	(22,500)	-	(22,500)	(22,973)
1001	46300	101	550601	General Fund	Community Relations	Printing	-	-	(1,000)	(1,000)	(250)	(1,000)	(1,021)
1001	46300	101	550602	General Fund	Community Relations	Membership Dues	(50)	-	(50)	(50)	(50)	(50)	(51)
1001	46300	101	550603	General Fund	Community Relations	Postage	(8)	(6)	(100)	(100)	(75)	(100)	(102)
1001	46300	101	530650	General Fund	Community Relations	Conferences Training	-	-	(1,000)	(1,000)	(250)	(1,000)	(1,021)
1001	46300	101	560620	General Fund	Community Relations	Office Supplies	(134)	(196)	(500)	(500)	(500)	(500)	(511)
SUB-TOTAL MATERIALS & SUPPLIES							(192)	(202)	(2,650)	(2,650)	(1,125)	(2,650)	(2,706)
TOTAL EXPENDITURES							(232,223)	(223,491)	(249,201)	(249,201)	(225,176)	(244,613)	(251,875)



Development Customer Services Department EXECUTIVE OVERVIEW

Department Summary

The Development Customer Services Department is comprised of the following five divisions: Administration, Neighborhood Services, Parking and Mobility Services, Permit Processing and Planning. The Department delivers its services through the divisions listed below.

- **Administration Division** – Oversees the work of the department’s divisions, works with Oak Park businesses and business districts and manages the development activities of the Village.
- **Neighborhood Services Division** – Responsible for the Village’s housing programs, Community Development Block Grant activities and property maintenance issues, including the following: 1.) Neighborhood Walk Program; 2.) Business District Inspection Program; and the 3.) Rental Unit Inspection Program. The Division is also responsible for the licensing and inspection of all businesses in Oak Park.
- **Parking and Mobility Services Division** – Manages all aspects of the Village’s public parking program, except parking enforcement. (Accomplishments and Work Plan listed in the Parking Fund)
- **Permit Processing Division** – Responsible for issuing of permits for all construction activities in the Village. The division is also responsible for the Village’s detailed plan review, contractor registration/issuance and construction inspections.
- **Planning Division** – Responsible for all planning activities including new developments and administering existing Village plans. The Division also is responsible for managing zoning, historic preservation and Village business signage.

Development Customer Services Department 2021 ACCOMPLISHMENTS

- DCS performed staff liaison activities for nine Village Commissions, Committees and Boards including Aging in Place, Building Codes, Community Design, Community Development, Disability Access, Historic Preservation, Housing Programs Advisory, Plan Commission and Zoning Board of Appeals. In addition, DCS staff has temporarily taken over the responsibilities of staffing the Village's Farmers' Market Commission. Further, DCS staff assisted with both the Transportation Commission and the Liquor Control Review Board. Still further, staff led the Census 2020 Complete Count Committee activities for the Village.
- DCS led the Village's 2020 Census coordination efforts to a very successful conclusion resulting in an increased population count from 51,878 to 54,583.
- DCS staff worked with the Village Manager's Office to coordinate Business Association Council meetings and activities.
- DCS represented the Village on the Board of Directors of the Downtown Oak Park organization, the Visit Oak Park organization and the Oak Park Area Arts Council.
- DCS staff attended Business Association meetings (DTOP, Arts District, etc.) and assisted said Districts throughout the year.
- DCS staff is a member of the Executive Steering Committee of the Oak Park Homeless Coalition that meets quarterly and participates in the five work groups that meet monthly to work towards a comprehensive plan to make homelessness brief and a rare one-time instance in Oak Park.
- For the second consecutive year, DCS effectively handled the administration of the Oak Park Farmers' Market and the staff liaison responsibilities to the Farmers' Market Commission.
- DCS staff assisted in vaccination efforts by planning, scheduling and inviting residents to vaccination clinics as well as provided staff to assist with the vaccination clinics.
- DCS worked with the Aging in Place Commission to create a senior handyman program in collaboration with the Oak Park and River Forest Townships and the Village of River Forest.
- DCS led the effort that resulted in the Village receiving the Dementia Friendly Community designation (2020) and continues the effort of obtaining the Age Friendly Designation for Oak Park.
- DCS continued to promote and administer the Village's C-FIP (Commercial Façade Improvement Program) designed to promote reinvestment in Oak Park commercial buildings. Several façade improvements were completed in 2021.
- DCS administered \$1,259,754 in federal CDBG-Corona Virus (CV) grant funds, monitoring the following four program areas: 1.) Business Assistance - \$550,000; 2.) Housing Assistance -

400,000; 3.) Public Services - \$162,000; and 4.) Administration - \$147,647. In terms of Business Assistance, DCS staff effectively administered the CDBG Cares Act funded Oak Park Business Assistance Loan Program (BALP) ultimately resulting in a total of over 80 loans being processed and almost \$500,000 paid out to local Oak Park businesses.

- DCS assisted in the processing of over 75 new business license applications, a record number in recent years.
- DCS facilitated bi-monthly (21 total) Village staff Construction Communication Meetings to ensure cross departmental cooperation on major construction projects occurring in Oak Park.
- DCS facilitated the ongoing multi-department staff meeting/effort focused on monitoring challenged/abandoned single family homes in Oak Park.
- DCS managed all major building development/redevelopment projects for the Village, including negotiating and implementing all redevelopment activities, plus coordinating timely and efficient responses from the Village. Projects DCS worked on in 2021 include, but are not limited to, the extensive list below. Some projects have multi-year construction completion schedules.
 - ✓ 6031-6035 North Avenue (Oak Park Edge Apartment Development)
 - ✓ 6545 North Avenue (New 15-Unit Apartment Development)
 - ✓ 6641 North Avenue (Magic Foundation Parking Lot Improvement Project)
 - ✓ 6209 North Avenue (Body Worx Fitness Multiplex Drive-Thru Improvement)
 - ✓ 14 Chicago (Old Village Laundromat Site Being Completely Re-Built with New Facade)
 - ✓ OPRF High School Construction Project (Interior Work and Roofing from 2020 – 2022)
 - ✓ 835 Lake Street Planned Development (New 78 Unit Residential Building)
 - ✓ 855 Lake Street (Newly Remodeled 65-Unit Apartment Building)
 - ✓ 715 South Boulevard (New Mixed-Use Commercial & 14 Residential Condo Development)
 - ✓ 261 Washington Boulevard (Ambrosia Homes, Future 5-Story Apartment Development)
 - ✓ 1024 Washington Boulevard (Arranmore Development, 5-Story Condo Development)
 - ✓ Madison Street (Rush Oak Park Hospital's New 6-Story, 700 Space Parking Garage Project)
 - ✓ Harlem Avenue (Rush Oak Park Hospital's Home Demolition and Surface Parking Lot Construction Project)
 - ✓ 838 Madison (2-story mixed use Commercial Development (3,554sqft) and Apartment Development (3,150sqft))
 - ✓ 703 Madison (American House's 7-Story, 177 Unit Senior Living Development with Below-Grade Parking)
 - ✓ 640 Madison (Pete's New Grocery Store)
 - ✓ 435 - 451 Madison Street (5-Story, 42-Unit Apartment Building with 43 Parking Spaces)
 - ✓ 400 Madison (New Oak Park Bank & Trust Building with Drive-Thru by Wintrust Bank)
 - ✓ 248 Madison Street (New Miller's Auto Detail/Hand Car Wash and Detail Center)
 - ✓ 7 Van Buren Avenue (OPRC Proposed 48-Unit Mixed Income Apartment Development Proposal at Austin/Van Buren)

- ✓ 801 S Oak Park Avenue (New Community Builders Mixed Use Development with Commercial on the First Level and 37 Affordable Apartment Units)
 - ✓ 203 South Marion Street (New Condo Development on Current Drechsler, Brown & Williams Funeral Home Site)
 - ✓ 6031 North Avenue (Oak Park Edge Apartment Development - 3 Buildings)
 - ✓ 505 Washington Boulevard (Fenwick HS 5-Story Parking Garage)
 - ✓ 504 Lyman Avenue (Ambrosia Homes 23-Unit Apartment Development)
 - ✓ 932-958 Madison and 438-450 Home Avenue (Lexington Reserve at Oak Park 6-Buildings, 21 Row Home Development)
 - ✓ 213-215 Harrison (Mosaic Behavioral Counseling In What is a Planned Complete Re-Use of a Long Vacant Building)
- DCS administered the Community Development Block Grant (CDBG) Program to fund Village activities, Village infrastructure projects and non-profit agencies that provided services such as fair housing, health, early childhood development and nutrition for low income individuals and assisted persons experiencing homelessness and those at risk of becoming homeless.
 - DCS serviced 5 projects under the Single-Family Housing Rehabilitation (SFR) Loan Program, an increase of 400% from 2020. This program seeks to provide funding to low-and-moderate-income (LMI) residents to rehabilitate their homes. Some 42 inquiries were received of which 19 were financially eligible to participate in the program.
 - DCS continued with the issuance of citations and violation notices to commercial and residential properties found in violation of Village codes with an option of a virtual adjudication hearing due to COVID-19 emergency.
 - DCS Property Maintenance Inspectors investigated approximately 479 citizen-initiated property maintenance complaints, an estimated reduction of 2%, and conducted approximately 2066 inspections of residential homes through the Village's Neighborhood Walk program, an estimated 46% increase.
 - DCS performed a total of 117 multi-family building inspections, including apartments and condominiums.
 - DCS incorporated the Nicor Gas and ComEd Energy Efficiency Grant Program into the Single-Family Rehabilitation Program. A total of 5 projects received energy grants.
 - DCS assisted 2 new units under the Small Rental Properties Rehabilitation (SRP) Loan Program. This program seeks to provide funding to landlords to improve rental units occupied by low-and-moderate-income (LMI) residents at reduced rental rates.
 - DCS completed over 139 liquor and tobacco license issuances and renewals, a 5.3% increase.
 - DCS completed 11 cab inspections and renewals, a decrease of 78% from 2020, and an even greater decrease from 2019.

- DCS processed 41 new applications for the Sewer Backup Protection Grant Program for the Public Works Department. The demand continued to remain high as a result of a heavy May 2020 thunderstorm and increased heavy rain in 2021. The program offsets homeowner investments in stormwater retention improvements.
- DCS continued managing the Village's RainReady Program, which offsets homeowner investments in stormwater retention improvements. In 2021, the Village had 24 homeowners participate in this program.
- DCS issued approximately 3,650 permits and processed approximately 1,060 contractor registrations. An estimated 2,800 of these permit applications were reviewed for compliance with the Zoning Ordinance, Sign Code and historic preservation regulations.
- Due to COVID-19, outdoor dining was continued to include expanded areas for seating including street parking. DCS assisted in the processing of the applications and completed inspections with the restaurants, reinforcing the importance of maintaining chairs and tables in accordance with the Village's 5' accessible path regulation and new social distancing guidelines. In coordination with Public Works, DCS worked diligently with local businesses to ensure appropriate placement of temporary on-street dining opportunities.
- The DCS Permit Processing Division not only continued to issue permits and conduct inspections throughout the height of the Covid-19 emergency, but it also continued recently initiated customer service improvements such as photo & Skype inspections. These new services were possible because of our sophisticated software program Cityview, where permit and inspection processes are entirely paperless and electronic.
- DCS continued the Elevator Inspection Program by overseeing contractor inspection services in providing safety checks twice per year. The program provides service to over 330 elevators located throughout the Village.
- DCS completed staff cross-training so that the Development Customer Services Permit Processing and Parking Divisions can share front-line Customer Services staff, thus improving productivity and customer interactions.
- DCS staffed the Building Code Advisory Commission (BCAC) and the Commission recently updated the adopted 2009 International Codes to the 2018 International Codes. In addition, an on-line pre-recorded seminar was initiated and held to educate individuals on the changes.
- DCS established an Abandoned or Unissued Permit Follow-Up Pilot Program.
- DCS participated in the completion of the North Avenue Study/Plan, in coordination with governmental and quasi-governmental partners including the Chicago Department of Transportation, Chicago Metropolitan Agency for Planning and the Urban Land Institute.
- DCS staff finalized a draft of the Village's update to Oak Park's Historic Preservation Design Guidelines with a review by the Historic Preservation Commission.

- DCS facilitated a comprehensive review of the Village's sign code with the Community Design Commission.
- DCS facilitated the Village's annual awards program for Oak Park Historic Preservation and Cavalcade of Pride.
- DCS continued contracting with RuskinARC to support the Village's efforts to provide historic preservation district information in GIS.
- DCS staff conducted multiple reviews and processing of planning applications for the staff Project Review Team (PRT) and for various hearing bodies.
- DCS staff reviewed multiple historic preservation certificates of appropriateness, temporary use permits, zoning ordinance text amendments, special use permits and business license applications.
- DCS staff participated in the staff generated Sustainable Housing Working group in review of residential energy grant programs.
- DCS staff participated in the staff generated Comprehensive Sustainability and Climate Action and Resiliency Plan process.
- DCS worked with the GIS Consortium on updating the zoning and historic preservation information for the online GIS Map program.
- DCS participated in the Forest Avenue/Ontario Avenue streetscape design process.
- DCS participated in research regarding Inclusionary Housing regulations.
- DCS facilitated two working sessions with the Plan Commission to develop language relative to Accessory Dwelling Units as well as held a public hearing to amend the Zoning Ordinance.

Development Customer Services Department 2022 WORK PLAN

Administration Division

- Coordinate and direct all of the activities of the DCS Department.
- Continue to ensure that the Department maintains a high level of customer service while striving to be more effective and efficient.
- Continue managing all development projects for the Village, including negotiating and implementing all redevelopment activities, and coordinating timely and efficient responses from the Department and all other Village departments involved.
- Continue to facilitate the Village Staff Construction Communication meetings to ensure cross departmental cooperation on major construction projects occurring in Oak Park.
- Continue to serve as the Village's representatives on the Visit Oak Park Board, Downtown Oak Park Board and the Oak Park Area Arts Council.
- Focus on development projects on the North Avenue and Roosevelt Road Business Corridors, while also working to support the Village Board goal of creating an economic development environment that includes a clear, comprehensive approach to meeting the needs of diverse constituents for commercial vitality throughout the Village.
- Work with the OPRF Chamber of Commerce and the Oak Park EDC to establish the following two coordinated programs: 1.) A program to assist new businesses looking to open in Oak Park; and 2.) A retention program to assist existing Oak Park businesses.
- Manage the Village's New Business Site Assistance Program which involves performing walk-through inspections to ensure new business owners receive the attention they need to open successfully.
- Begin a coordinated review of Village Ordinances that impact the Village's business community.
- Continue efforts to facilitate non-traditional outdoor dining spaces and assist the business community with the ongoing recovery from the COVID-19 emergency.
- Continue the successful roll-out of the Village's Aging-In-Place strategies including obtaining the Age Friendly Community designation and ongoing efforts related to the Dementia Friendly Community designation, achieved in 2020.
- Continue to promote and facilitate, and possibly expand, the Village's successful Commercial Façade Improvement Program.
- Work to close-out the Village's COVID-19 Business Assistance Loan Program funded through federal CARES Act Community Development Block Grant funding.

- Work with the Health Department to transfer administration responsibilities of the Oak Park Farmers' Market back to the Health Department in 2022.
- Continue promoting improved public awareness of residents' and customers' utilization of Oak Park's VillageView online software system.
- Continue to serve as a member of the Executive Steering Committee of the Oak Park Homeless Coalition that meets quarterly and participate in the five work groups that meet monthly to work towards a comprehensive plan to make homelessness brief and a rare one-time instance in Oak Park.

Neighborhood Services Division

- Complete 7 Single Family Housing Rehabilitation Projects and assist 10 households through the completion of at least 3 Small Rental Properties Rehabilitation Program projects.
- Continue to assist low-and-moderate-income (LMI) persons through non-profit agencies using Community Development Block Grant Funds targeting Oak Park residents.
- Offer the Multi-Family Housing Incentive Loan Program to encourage fair housing practices, expand housing options for all prospective renters and improve the quality of multi-family units and dwellings.
- Continue participation in the staff generated Sustainable Housing Working Group in review of residential energy grant programs.
- Continue to offer and administer the Sewer Backup Prevention Grants Program which helps to protect homes during heavy rain.
- Administer the RainReady Program to offset homeowner investments in stormwater retention improvements. The program's goal will again be to meet the needs of thirty (30) Oak Park residents.
- Continue working to increase efficiencies related to property complaints, utilizing the performance based rental licensing and inspections ordinance to ensure that residential properties are maintained and available funding is used to proactively address issues.
- Assist in the implementation and administration of any business-related grant program realized with federal American Rescue Plan Act resources.

Permit Processing Division

- Continue to offer seminars for contractors and homeowners, either on-line or in-person, focusing on basic construction codes.

- Continue to offer a completely paperless and electronic permitting system through use of our CityView online software. Benchmarks will include expanding the level of online services, improving process transparency and improving interdepartmental communication related to plan reviews through an electronic tracking system.
- Continue updating all code requirement bulletins and guidelines to inform the general public of various construction activities.
- Meet an anticipated high volume of plan reviews and inspections for ongoing, large-scale developments; residential and commercial inspections; plan reviews and permit processing.
- Continue to focus on training and obtaining certifications in order to better serve our customers.
- Continue to work with our contractor to maintain quick plan reviews and next-day availability of inspectors.
- Continue participation in the staff generated Sustainable Housing Working Group in review of residential energy grant programs.
- Continue participation in the staff generated Comprehensive Sustainability and Climate Action and Resiliency Plan process.
- Continue to assist the Administration Division with the Village's New Business Site Assistance Program which involves performing walk-through inspections to ensure new business owners receive the attention they need to open successfully.
- Continue the Elevator Safety Inspection Program by overseeing a contractor to provide elevator safety inspections twice a year.
- Continue our ongoing construction season code enforcement activities.
- Continue cross-training staff from the Permit Processing and Parking Divisions in order to improve productivity and fully engage existing staff.

Planning Division

- Complete the Envision Oak Park Comprehensive Plan report card for review by the Plan Commission.
- Finalize the Historic Preservation Guidelines and draft ordinance for Village Board consideration.
- Continue the Village's review of business signage, resolving illegal business signage when necessary.
- Effectively manage the architectural design consultant that is kept on retainer for building permit and planned development reviews.

- Continue participation in the staff generated Sustainable Housing Working Group in review of residential energy grant programs.
- Continue participation in the staff generated Comprehensive Sustainability and Climate Action and Resiliency Plan process.
- Convert RuskinARC data to GIS Consortium platform to support the Village's efforts to provide historic preservation district information.
- Continue working with the GIS Consortium on updating the zoning and historic preservation information for the online GIS Map program.
- Facilitate annual awards program for Oak Park Historic Preservation and Cavalcade of Pride.
- Assist the Community Design Commission with their year-end review of the Village's sign code.
- Continue staffing and managing the Village's planned development and staff Project Review Team (PRT) processes.
- Continue to review Village code and ordinance for updates.
- Complete any follow-up work based on the Village Board's decisions regarding changes relative to the Village's Accessory Dwelling Unit regulations in the Zoning Ordinance.

VILLAGE OF OAK PARK
 FISCAL YEAR 2022 BUDGET
 GENERAL FUND - DCS PLANNING

<u>Fund</u>	<u>Dept</u>	<u>Program</u>	<u>Account</u>	<u>Description</u>	<u>Department</u>	<u>Description</u>	<u>2019</u> <u>Actual</u>	<u>2020</u> <u>Actual</u>	<u>Original</u> <u>2021</u> <u>Budget</u>	<u>Amended</u> <u>2021</u> <u>Budget</u>	<u>Year</u> <u>End</u> <u>Estimate</u>	<u>2022</u> <u>Adopted</u> <u>Budget</u>	<u>2023</u> <u>Forecasted</u> <u>Budget</u>
1001	46202	101	510501	General Fund	DCS - Planning Division	Regular Salaries	(259,105)	(257,164)	(255,166)	(255,166)	(255,166)	(264,476)	(272,410)
1001	46202	101	510503	General Fund	DCS - Planning Division	Overtime	(48)	(41)	-	-	-	-	-
1001	46202	101	510515	General Fund	DCS - Planning Division	Comp Time	(1,835)	(226)	-	-	-	-	-
SUB-TOTAL PERSONAL SERVICES							(260,988)	(257,431)	(255,166)	(255,166)	(255,166)	(264,476)	(272,410)
1001	46202	101	510509	General Fund	DCS - Planning Division	Comp Time Payout	(2,056)	(959)	-	-	-	-	-
1001	46202	101	520515	General Fund	DCS - Planning Division	Health Insurance Opt Out	-	-	-	-	-	-	-
1001	46202	101	520520	General Fund	DCS - Planning Division	Life Insurance Expense	(280)	(282)	(279)	(279)	(279)	(279)	(279)
1001	46202	101	520521	General Fund	DCS - Planning Division	Health Insurance Expense	(33,090)	(33,423)	(32,379)	(32,379)	(32,379)	(56,223)	(59,034)
1001	46202	101	520522	General Fund	DCS - Planning Division	Social Security Expense	(15,610)	(15,303)	(15,820)	(15,820)	(15,820)	(16,398)	(16,890)
1001	46202	101	520523	General Fund	DCS - Planning Division	Medicare Expense	(3,651)	(3,579)	(3,700)	(3,700)	(3,700)	(3,835)	(3,950)
1001	46202	101	520527	General Fund	DCS - Planning Division	IMRF Contributions	(16,435)	(22,885)	(21,281)	(21,281)	(21,281)	(14,705)	(15,146)
SUB-TOTAL FRINGE BENEFITS							(71,122)	(76,431)	(73,459)	(73,459)	(73,459)	(91,440)	(95,299)
1001	46202	101	530650	General Fund	DCS - Planning Division	Conferences Training	(2,509)	(855)	(500)	(500)	(500)	(3,900)	(3,982)
1001	46202	101	530667	General Fund	DCS - Planning Division	External Support	(34,174)	(25,225)	(38,000)	(38,000)	(35,000)	(37,600)	(38,390)
SUB-TOTAL CONTRACTUAL SERVICES							(36,683)	(26,080)	(38,500)	(38,500)	(35,500)	(41,500)	(42,372)
1001	46202	101	550601	General Fund	DCS - Planning Division	Printing	(90)	-	(100)	(100)	(100)	(100)	(102)
1001	46202	101	550602	General Fund	DCS - Planning Division	Membership Dues	(1,609)	(980)	(1,200)	(1,200)	(1,200)	(1,730)	(1,766)
1001	46202	101	550603	General Fund	DCS - Planning Division	Postage	-	-	-	-	-	-	-
1001	46202	101	550605	General Fund	DCS - Planning Division	Travel & Mileage Reimbursement	-	-	(50)	(50)	-	(50)	(51)
1001	46202	101	550606	General Fund	DCS - Planning Division	Books & Subscriptions	-	-	(870)	(870)	(870)	(880)	(898)
1001	46202	101	550652	General Fund	DCS - Planning Division	Legal Postings and Doc. Fees	(7,973)	(8,036)	(6,000)	(6,000)	(6,000)	(8,000)	(8,168)
SUB-TOTAL MATERIALS & SUPPLIES							(9,672)	(9,016)	(8,220)	(8,220)	(8,170)	(10,760)	(10,986)
1001	46202	101	570720	General Fund	DCS - Planning Division	Computer Equipment	-	(9,199)	-	-	-	-	-
TOTAL EXPENDITURES							(378,465)	(378,157)	(375,345)	(375,345)	(372,295)	(408,176)	(421,067)

VILLAGE OF OAK PARK
FISCAL YEAR 2022 BUDGET
GENERAL FUND - DCS NEIGHBORHOOD SERVICES

<u>Fund</u>	<u>Dept</u>	<u>Program</u>	<u>Account</u>	<u>Description</u>	<u>Department</u>	<u>Description</u>	<u>2019</u> <u>Actual</u>	<u>2020</u> <u>Actual</u>	<u>Original</u> <u>2021</u> <u>Budget</u>	<u>Amended</u> <u>2021</u> <u>Budget</u>	<u>Year</u> <u>End</u> <u>Estimate</u>	<u>2022</u> <u>Adopted</u> <u>Budget</u>	<u>2023</u> <u>Forecasted</u> <u>Budget</u>
1001	46206	101	510501	General Fund	DCS - Neighborhood Services	Regular Salaries	(607,310)	(693,527)	(754,930)	(754,930)	(645,000)	(634,535)	(653,571)
1001	46206	101	510503	General Fund	DCS - Neighborhood Services	Overtime	(1,682)	(2,681)	(3,500)	(3,500)	(3,500)	(3,500)	(3,605)
1001	46206	101	510515	General Fund	DCS - Neighborhood Services	Comp Time	(403)	-	-	-	-	-	-
1001	46206	101	510999	General Fund	DCS - Neighborhood Services	Grant Admin. - Salaries	197,482	193,346	148,308	148,308	148,308	148,308	152,757
SUB-TOTAL PERSONAL SERVICES							(411,913)	(502,862)	(610,122)	(610,122)	(500,192)	(489,727)	(504,419)
1001	46206	101	510506	General Fund	DCS - Neighborhood Services	Equip Allow (Auto,Phone,Tools)	-	-	-	-	-	-	-
1001	46206	101	510509	General Fund	DCS - Neighborhood Services	Comp Time Payout	(166)	-	-	-	-	-	-
1001	46206	101	510519	General Fund	DCS - Neighborhood Services	Vacation Time Payout	(1,281)	-	-	-	-	-	-
1001	46206	101	520515	General Fund	DCS - Neighborhood Services	Health Insurance Opt Out	(107)	(1,509)	-	-	-	-	-
1001	46206	101	520520	General Fund	DCS - Neighborhood Services	Life Insurance Expense	(1,068)	(1,065)	(1,116)	(1,116)	(1,116)	(1,116)	(1,149)
1001	46206	101	520521	General Fund	DCS - Neighborhood Services	Health Insurance Expense	(131,303)	(136,502)	(133,688)	(133,688)	(133,688)	(117,925)	(121,463)
1001	46206	101	520522	General Fund	DCS - Neighborhood Services	Social Security Expense	(41,761)	(43,625)	(47,023)	(47,023)	(47,023)	(39,341)	(40,521)
1001	46206	101	520523	General Fund	DCS - Neighborhood Services	Medicare Expense	(9,766)	(10,197)	(10,997)	(10,997)	(10,997)	(9,201)	(9,477)
1001	46206	101	520527	General Fund	DCS - Neighborhood Services	IMRF Contributions	(46,080)	(65,856)	(63,253)	(63,253)	(63,253)	(35,280)	(36,338)
1001	46206	101	520536	General Fund	DCS - Neighborhood Services	Dependent Care FSA Match	-	(333)	-	-	-	-	-
1001	46206	101	520999	General Fund	DCS - Neighborhood Services	Grant Admin. - Benefits	49,038	48,755	62,149	62,149	62,149	62,149	64,013
SUB-TOTAL FRINGE BENEFITS							(182,494)	(210,332)	(193,928)	(193,928)	(193,928)	(140,714)	(144,935)
1001	46206	101	530642	General Fund	DCS - Neighborhood Services	Background Check	(1,249)	(791)	(1,750)	(1,750)	(700)	(1,500)	(1,532)
1001	46206	101	530650	General Fund	DCS - Neighborhood Services	Conferences Training	(1,750)	(797)	-	-	-	(5,690)	(5,809)
1001	46206	101	530667	General Fund	DCS - Neighborhood Services	External Support	(10,929)	(2,990)	(15,000)	(15,000)	(7,000)	(25,000)	(25,525)
1001	46206	101	540660	General Fund	DCS - Neighborhood Services	Emergency Services (bps)	(3,040)	(1,038)	(10,000)	(10,000)	(2,000)	(10,000)	(10,210)
SUB-TOTAL CONTRACT SERVICES							(16,968)	(5,616)	(26,750)	(26,750)	(9,700)	(42,190)	(43,076)
1001	46206	101	550601	General Fund	DCS - Neighborhood Services	Printing	(382)	-	(540)	(540)	(250)	(540)	(551)
1001	46206	101	550602	General Fund	DCS - Neighborhood Services	Membership Dues	(209)	-	(500)	(500)	(300)	(1,008)	(1,029)
1001	46206	101	550603	General Fund	DCS - Neighborhood Services	Postage	-	-	-	-	-	-	-
1001	46206	201	550605	General Fund	DCS - Neighborhood Services	Travel & Mileage Reimbursement	-	-	(100)	(100)	(100)	(100)	(102)
1001	46206	101	550606	General Fund	DCS - Neighborhood Services	Books and Subscriptions	-	(575)	(600)	(600)	(600)	(940)	(960)
1001	46206	101	550652	General Fund	DCS - Neighborhood Services	Legal Postings and Doc. Fees	-	-	(200)	(200)	(200)	(200)	(204)
1001	46206	101	560620	General Fund	DCS - Neighborhood Services	Office Supplies	-	-	-	-	-	-	-
1001	46206	101	560625	General Fund	DCS - Neighborhood Services	Clothing	(385)	(1,147)	(950)	(950)	(750)	(950)	(970)
1001	46206	101	560631	General Fund	DCS - Neighborhood Services	Operational Supplies	(698)	(1,774)	(1,545)	(1,545)	(1,000)	(1,545)	(1,577)
1001	46206	101	570711	General Fund	DCS - Neighborhood Services	Software	-	-	-	-	-	-	-
SUB-TOTAL MATERIALS & SUPPLIES							(1,674)	(3,496)	(4,435)	(4,435)	(3,200)	(5,283)	(5,394)
1001	46206	300	585612	General Fund	DCS - Neighborhood Services	Housing Rehab Property Grants	4,333	(133,904)	-	-	-	(150,000)	(153,150)
1001	46206	357	585616	General Fund	DCS - Neighborhood Services	Relocation Expenses	-	-	(5,000)	(5,000)	-	(5,000)	(5,105)
1001	46206	101	585651	General Fund	DCS - Neighborhood Services	Retail Rehab Grant Programs	(29,360)	-	-	-	-	-	-
1001	46206	230	585652	General Fund	DCS - Neighborhood Services	Operating Subsidies- OP Housing Auth.	(35,000)	(35,000)	-	-	-	-	-
1001	46206	240	585652	General Fund	DCS - Neighborhood Services	Operating Subsidies- OP Reg. Hous. Ctr.	(391,382)	(300,000)	(300,000)	(600,000)	(300,000)	(300,000)	(306,300)
1001	46206	280	585652	General Fund	DCS - Neighborhood Services	Operating Subsidies- OP Residence Corp.	(38,750)	(63,750)	(35,000)	(35,000)	(35,000)	(42,500)	(43,393)
SUB-TOTAL GRANTS							(490,159)	(532,654)	(340,000)	(640,000)	(335,000)	(497,500)	(507,948)
TOTAL EXPENDITURES							(1,103,208)	(1,254,960)	(1,175,235)	(1,475,235)	(1,042,020)	(1,175,414)	(1,205,772)

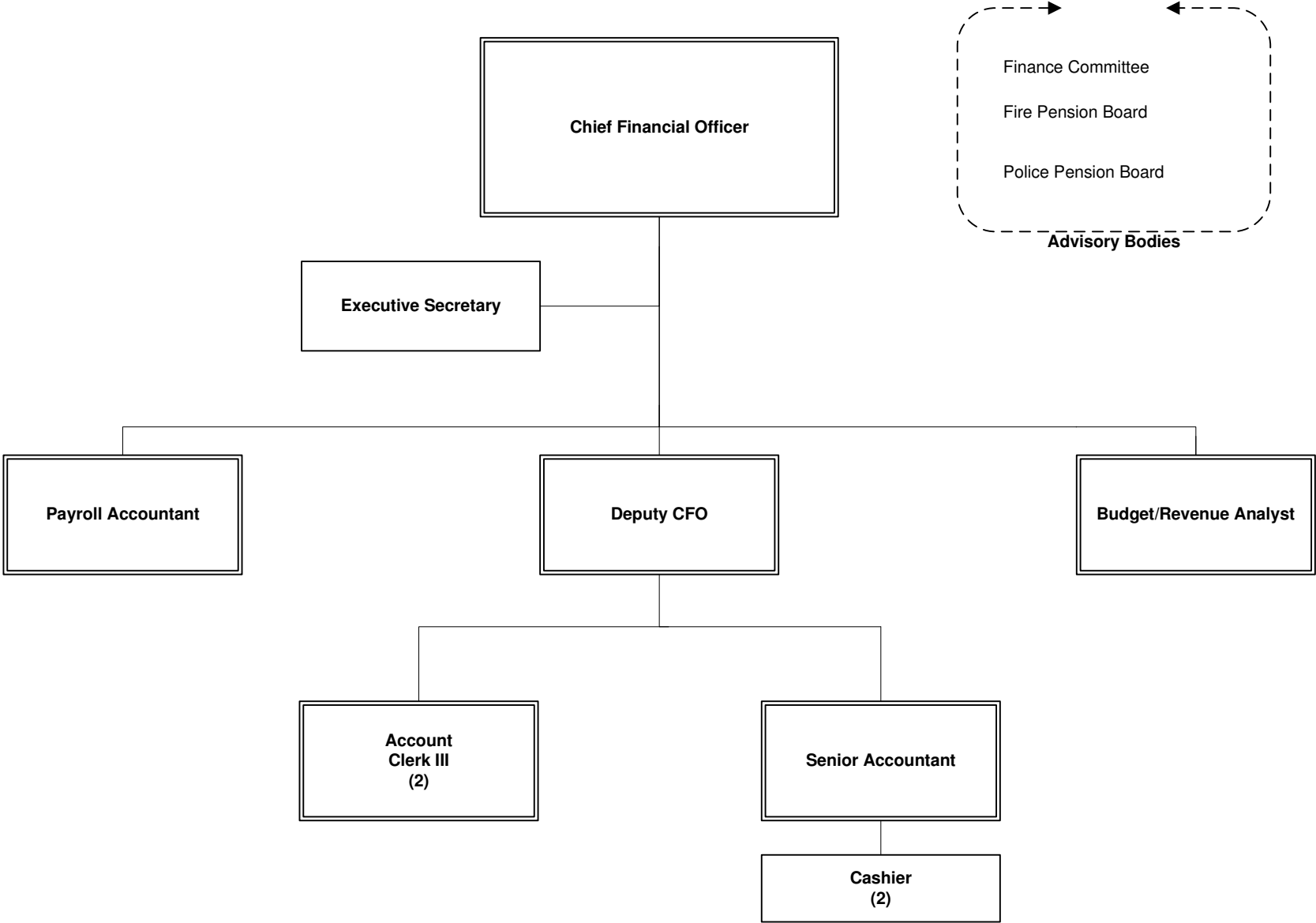
*The Business Services Division was merged into the Neighborhood Services Division beginning in FY 2019

VILLAGE OF OAK PARK
FISCAL YEAR 2022 BUDGET
GENERAL FUND - DCS PERMIT PROCESSING

Fund	Dept	Program	Account	Description	Department	Description	2019	2020	Original	Amended	Year	2022	2023
							Actual	Actual	2021 Budget	2021 Budget	End Estimate	Adopted Budget	Forecasted Budget
1001	46250	101	510501	General Fund	DCS - Permit Processing	Regular Salaries	(354,745)	(335,852)	(353,958)	(353,958)	(300,000)	(371,780)	(382,933)
1001	46250	101	510503	General Fund	DCS - Permit Processing	Overtime	(979)	(971)	(2,500)	(2,500)	(2,500)	(2,500)	(2,500)
SUB-TOTAL PERSONAL SERVICES							(355,724)	(336,823)	(356,458)	(356,458)	(302,500)	(374,280)	(385,433)
1001	46250	101	510509	General Fund	DCS - Permit Processing	Comp Time Payout	-	-	-	-	-	-	-
1001	46250	101	520515	General Fund	DCS - Permit Processing	Health Insurance Opt Out	(171)	(2,600)	-	-	-	-	-
1001	46250	101	510519	General Fund	DCS - Permit Processing	Vacation Time Payout	-	-	-	-	-	-	-
1001	46250	101	520520	General Fund	DCS - Permit Processing	Life Insurance Expense	(525)	(471)	(512)	(512)	(512)	(512)	(512)
1001	46250	101	520521	General Fund	DCS - Permit Processing	Health Insurance Expense	(70,753)	(27,844)	(31,947)	(31,947)	(31,947)	(63,446)	(66,618)
1001	46250	101	520522	General Fund	DCS - Permit Processing	Social Security Expense	(20,980)	(20,515)	(22,255)	(22,255)	(22,255)	(23,050)	(23,742)
1001	46250	101	520523	General Fund	DCS - Permit Processing	Medicare Expense	(4,906)	(4,798)	(5,205)	(5,205)	(5,205)	(5,391)	(5,553)
1001	46250	101	520527	General Fund	DCS - Permit Processing	IMRF Contributions	(22,845)	(30,063)	(29,937)	(29,937)	(29,937)	(20,671)	(21,291)
SUB-TOTAL FRINGE BENEFITS							(120,180)	(86,291)	(89,856)	(89,856)	(89,856)	(113,070)	(117,716)
1001	46250	101	530650	General Fund	DCS - Permit Processing	Conferences Training	(6,891)	(1,388)	(3,150)	(5,011)	(4,000)	(6,300)	(6,432)
1001	46250	101	530667	General Fund	DCS - Permit Processing	External Support	(926,080)	(713,262)	(950,500)	(950,500)	(950,500)	(1,050,000)	(1,072,050)
1001	46250	101	530675	General Fund	DCS - Permit Processing	Bank Charges	(19,492)	(16,000)	(20,000)	(20,000)	(20,000)	(25,000)	(25,525)
SUB-TOTAL CONTRACTUAL SERVICES							(952,463)	(730,650)	(973,650)	(975,511)	(974,500)	(1,081,300)	(1,104,007)
1001	46250	101	550601	General Fund	DCS - Permit Processing	Printing	(1,386)	(90)	(1,500)	(1,500)	(1,300)	(1,500)	(1,532)
1001	46250	101	550602	General Fund	DCS - Permit Processing	Membership Dues	(550)	(665)	(400)	(735)	(500)	(500)	(511)
1001	46250	101	550605	General Fund	DCS - Permit Processing	Travel & Mileage Reimbursement	-	-	(200)	(200)	(200)	(200)	(204)
1001	46250	101	550606	General Fund	DCS - Permit Processing	Books & Subscriptions	(5,219)	(3,049)	(5,200)	(5,200)	(5,200)	(5,000)	(5,105)
1001	46250	101	560620	General Fund	DCS - Permit Processing	Office Supplies	-	-	-	-	-	-	-
1001	46250	101	560631	General Fund	DCS - Permit Processing	Operational Supplies	(3,358)	(987)	(1,800)	(1,800)	(1,800)	(2,000)	(2,042)
SUB-TOTAL MATERIALS & SUPPLIES							(10,513)	(4,791)	(9,100)	(9,435)	(9,000)	(9,200)	(9,393)
TOTAL EXPENDITURES							(1,438,880)	(1,158,555)	(1,429,064)	(1,431,260)	(1,375,856)	(1,577,850)	(1,616,550)

VILLAGE OF OAK PARK
 FISCAL YEAR 2022 BUDGET
 GENERAL FUND - DCS ADMINISTRATION

<u>Fund</u>	<u>Dept</u>	<u>Program</u>	<u>Account</u>	<u>Description</u>	<u>Department</u>	<u>Description</u>	<u>2019</u> <u>Actual</u>	<u>2020</u> <u>Actual</u>	<u>Original</u> <u>2021</u> <u>Budget</u>	<u>Amended</u> <u>2021</u> <u>Budget</u>	<u>Year</u> <u>End</u> <u>Estimate</u>	<u>2022</u> <u>Adopted</u> <u>Budget</u>	<u>2023</u> <u>Forecasted</u> <u>Budget</u>
1001	46260	101	510501	General Fund	DCS Administration	Regular Salaries	(220,239)	(270,863)	(239,014)	(239,014)	(239,014)	(435,330)	(448,390)
1001	46260	101	510503	General Fund	DCS Administration	Overtime	(528)	(993)	(500)	(500)	(500)	(500)	(500)
SUB-TOTAL PERSONAL SERVICES							(220,767)	(271,856)	(239,514)	(239,514)	(239,514)	(435,830)	(448,890)
1001	46260	101	510506	General Fund	DCS Administration	Equip Allow (Auto,Phone,Tools)	(168)	(169)	(168)	(168)	(168)	(168)	(168)
1001	46260	101	520515	General Fund	DCS Administration	Health Insurance Opt Out	-	(54)	-	-	-	-	-
1001	46260	101	520520	General Fund	DCS Administration	Life Insurance Expense	(256)	(328)	(294)	(294)	(294)	(387)	(387)
1001	46260	101	520521	General Fund	DCS Administration	Health Insurance Expense	(28,601)	(30,855)	(23,066)	(23,066)	(23,066)	(78,994)	(82,944)
1001	46260	101	520522	General Fund	DCS Administration	Social Security Expense	(12,879)	(15,972)	(14,269)	(14,269)	(14,269)	(26,235)	(27,022)
1001	46260	101	520523	General Fund	DCS Administration	Medicare Expense	(3,068)	(3,775)	(3,473)	(3,473)	(3,473)	(6,312)	(6,501)
1001	46260	101	520527	General Fund	DCS Administration	IMRF Contributions	(13,269)	(24,023)	(19,975)	(19,975)	(19,975)	(24,204)	(24,930)
SUB-TOTAL FRINGE BENEFITS							(58,241)	(75,176)	(61,245)	(61,245)	(61,245)	(136,300)	(141,952)
1001	46260	101	530649	General Fund	DCS Administration	Sales Tax Rebate	(348,373)	(196,770)	(210,000)	(210,000)	(169,000)	(50,000)	(51,050)
1001	46260	101	530650	General Fund	DCS Administration	Conferences Training	(7,902)	(1,707)	(1,500)	(1,500)	(500)	(500)	(511)
1001	46260	101	530658	General Fund	DCS Administration	Temporary services	-	-	-	-	-	-	-
1001	46260	101	530667	General Fund	DCS Administration	External Support	(174,568)	(161,268)	(183,000)	(183,000)	(183,000)	(203,076)	(207,341)
1001	46260	101	540668	General Fund	DCS Administration	Business District Outdoor Dining	-	(88,324)	(50,000)	(112,508)	(25,000)	(25,000)	(25,525)
SUB-TOTAL CONTRACTUAL SERVICES							(530,843)	(448,069)	(444,500)	(507,008)	(377,500)	(278,576)	(284,426)
1001	46260	101	550601	General Fund	DCS Administration	Printing	(180)	-	(200)	(200)	(200)	(200)	(204)
1001	46260	101	550602	General Fund	DCS Administration	Membership Dues	(2,095)	(2,262)	(2,325)	(2,325)	(2,325)	(13,325)	(13,605)
1001	46260	101	550603	General Fund	DCS Administration	Postage	(4,021)	(2,838)	(6,000)	(6,000)	(4,000)	(4,000)	(4,084)
1001	46260	101	550690	General Fund	DCS Administration	Public Art	-	-	(50,000)	(50,000)	-	(50,000)	-
1001	46260	101	550605	General Fund	DCS Administration	Travel & Mileage Reimbursement	(140)	-	(150)	(150)	(150)	(150)	(153)
1001	46260	101	560620	General Fund	DCS Administration	Office Supplies	(11,516)	(7,183)	(11,000)	(11,000)	(9,000)	(9,000)	(9,189)
1001	46260	101	570665	General Fund	DCS Administration	Census Expenses	-	(11,277)	-	-	-	-	-
1001	46260	101	560625	General Fund	DCS Administration	Clothing	-	-	-	-	-	-	-
SUB-TOTAL MATERIALS & SUPPLIES							(17,952)	(23,560)	(69,675)	(69,675)	(15,675)	(76,675)	(27,235)
1001	46260	101	581807	General Fund	DCS Administration	Loan Principal	-	-	-	-	-	-	-
1001	46260	101	581808	General Fund	DCS Administration	Loan Interest Expense	-	-	-	-	-	-	-
SUB-TOTAL DEBT SERVICE							-	-	-	-	-	-	-
1001	46260	101	583670	General Fund	DCS Administration	Affordable Housing	(77,315)	(235,114)	(295,000)	(485,166)	(92,000)	-	-
1001	46260	101	591890	General Fund	DCS Administration	Transfer to Other Funds	-	-	-	-	-	-	-
1001	46260	101	585651	General Fund	DCS Administration	Retail Rehab Grants	-	(51,580)	(55,000)	(55,000)	(55,000)	(55,000)	(56,155)
1001	46260	231	585652	General Fund	DCS Administration	Operating Subsidies- Visit OP	(212,500)	(72,003)	(155,000)	(155,000)	(155,000)	(175,000)	(178,675)
1001	46260	232	585652	General Fund	DCS Administration	Operating Subsidies- OPEDC	(571,500)	(571,500)	(521,500)	(521,500)	(521,500)	(571,500)	(583,502)
1001	46260	233	585652	General Fund	DCS Administration	Operating Subsidies- OP Arts Council	(192,000)	(113,500)	(184,500)	(184,500)	(184,500)	(194,500)	(198,585)
SUB-TOTAL GRANTS							(1,053,315)	(1,043,697)	(1,211,000)	(1,401,166)	(1,008,000)	(996,000)	(1,016,916)
TOTAL EXPENDITURES							(1,881,118)	(1,862,358)	(2,025,934)	(2,278,608)	(1,701,934)	(1,923,381)	(1,919,419)



FINANCE

EXECUTIVE OVERVIEW

DEPARTMENTAL SUMMARY

The Finance Department oversees and manages all financial operations of the Village. The Department is responsible for providing internal customer service to other Village Departments and maintaining the financial health of the Village in accordance with the annual budget and the requirements of the Municipal Code. The Finance Department directly oversees accounting, audit, budget, debt issuances, purchasing, records management for all departments and payroll. The department also oversees utility billing and cashier operations at Village Hall.

Services are provided through the following divisions: Administration, Accounting, Budgeting and Performance Management, Payroll, and Purchasing.

Administration

Finance Administration provides general support to the operating divisions of the department. Tasks include providing customer service regarding all department activities to both internal and external customers.

Accounting

Accounting personnel are responsible for the timely and accurate recording and financial reporting of all Village financial activity.

Budgeting and Performance Management

The Budget function is shared by a few Finance staff members who are responsible for management and oversight of the process by which the Village Board and Manager allocate resources. The division also coordinates the Village's Monthly Measures Report to assess and communicate the activities of all departments.

Payroll

All payroll functions are being performed by Village staff, including tracking and approving time, reviewing payroll reports and files, printing checks and processing direct deposits, paying and filing all required taxes and forms, updating employee pay rates (including retroactive calculations) and deductions and collecting and remitting all voluntary deductions and garnishments .

Purchasing

The Purchasing function involves overall procurement of goods and services to ensure the process results in the selection of the most cost-effective solution to the Village. Finance personnel involved in purchasing ensure the Village is adhering to Municipal Code as well as all local, State and Federal regulations.

2021 ACCOMPLISHMENTS

- Received the Distinguished Budget Presentation Award from the Government Finance Officers Association (GFOA) for FY21. An application will be submitted to this award program for the FY22 Budget.
- Received the Certificate of Achievement for Excellence in Financial Reporting from the Government Finance Officers Association (GFOA) for the FY19 Annual Financial Report. An application was submitted to this award program for the FY20 Annual Financial Report.
- The FY20 Audit (completed in FY 21) once again resulted in no Management Letter comments. This is considered a significant achievement.
- Assisted the Public Works Engineering Division in designing the 2022-2026 Capital Improvement Plan, providing an ongoing framework for identifying capital requirements and future financial impacts.
- Significantly improved storage recordkeeping and disposed of records no longer legally required to maintain.
- Prepared an updated budget due to the COVID-19 pandemic.
- Enhanced online payment acceptance via Invoice Cloud.
- Finance staff continued to collaborate with other Village departments on integration and connectivity of networked systems, including VillageView and Passport, ensuring seamless customer service and timely collection of receivables.
- Coordinated with Human Resources staff to implement time-clock procedures and functionality for the Fire Department.
- Finance staff continued their commitment to professional development, attending educational seminars and maintaining active memberships in the following professional organizations: Government Finance Officers Association (GFOA), Illinois Government Finance Officers Association (IGFOA), Illinois City/County Management Association (ICMA) and Illinois Association of Municipal Management Assistants (IAMMA).
- Effectively managed liquid cash to maximize rate of return.

2022 WORK PLAN

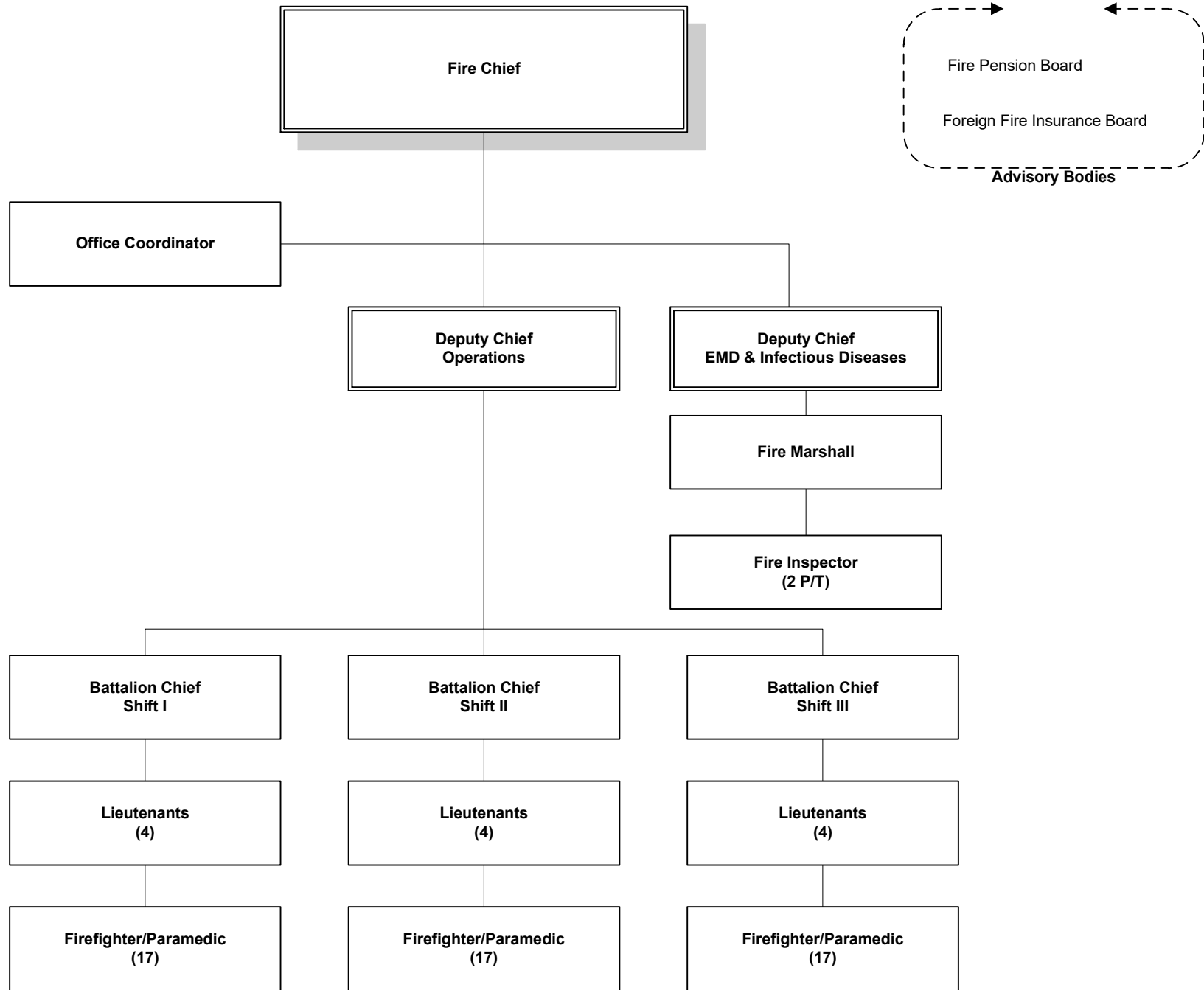
- Work with financial consultants to seek the most desirable rates on new debt.
- Continually review and analyze cash balances to maximize rate of return.
- Continue to improve the efficiency of the payroll process by utilizing additional capabilities of the Village's financial software system of BS&A.
- Apply for and receive both the Certificate of Achievement for Excellence in Financial Reporting for audit year 2020 and the Distinguished Budget Presentation Award for 2021 from the Government Finance Officers Association (GFOA), exceeding local government standards of financial reporting.
- Continue to exceed financial transparency standards by exploring additional tools and platforms through which to display financial information to internal and external stakeholders.
- Seek new efficiencies within the department, maximizing staff time through cross-training of duties.
- Continue to review quarterly financial reporting and adjust or improve report to obtain the perfect balance between simplicity, understandability, and transparency.
- On an as-needed basis, assist other operating departments to a greater degree in preparing requests for proposals and analyzing results.
- Comply with all IRS reporting requirements.
- Continue submitting eligible expenditures to various grants in order to maximize revenues and cash flows to Village.

VILLAGE OF OAK PARK
FISCAL YEAR 2022 BUDGET
GENERAL FUND - FINANCE

Fund	Dept	Program	Account	Description	Department	Description	2019	2020	Original	Amended	Year	2022	2023
							Actual	Actual	2021 Budget	2021 Budget	End Estimate	Adopted Budget	Forecasted Budget
1001	41300	101	510501	General Fund	Finance	Regular Salaries	(645,929)	(588,855)	(585,308)	(612,308)	(612,308)	(629,216)	(648,092)
1001	41300	171	510501	General Fund	Finance	Regular Salaries	-	-	-	-	-	-	-
1001	41300	101	510502	General Fund	Finance	Merit Incentives	-	-	(100,000)	(573,000)	(573,000)	(120,000)	(120,000)
1001	41300	101	510503	General Fund	Finance	Overtime	(3,003)	(669)	(10,000)	(10,000)	(1,000)	(10,000)	(10,000)
1001	41300	101	510507	General Fund	Finance	Estimated COLA Increases	-	-	-	-	-	(380,000)	-
1001	41300	101	510515	General Fund	Finance	Comp Time	-	-	-	-	-	-	-
1001	41300	101	510522	General Fund	Finance	Turnover savings- Villagewide	-	-	1,500,000	891,100	-	1,500,000	1,500,000
1001	41300	101	510523	General Fund	Finance	Health Insurance Offset	-	1,000,000	1,000,000	1,000,000	-	-	-
1001	41300	101	510999	General Fund	Finance	Grant Admin. - Salaries	657	41,931	700	700	700	700	721
SUB-TOTAL PERSONAL SERVICES							(648,275)	452,407	1,805,392	696,492	(1,185,608)	361,484	722,629
1001	41300	101	510506	General Fund	Finance	Equip Allow (Auto,Phone,Tools)	(1,502)	(1,248)	(1,512)	(1,512)	(1,512)	(1,512)	(1,512)
1001	41300	101	510519	General Fund	Finance	Vacation Time Payout	(317)	(1,278)	-	-	-	-	-
1001	41300	101	520515	General Fund	Finance	Health Insurance Opt Out	(67,723)	(61,652)	(65,000)	(65,000)	(55,000)	(55,000)	(55,000)
1001	41300	101	520520	General Fund	Finance	Life Insurance Expense	(831)	(748)	(744)	(783)	(744)	(651)	(651)
1001	41300	101	520521	General Fund	Finance	Health Insurance Expense	(96,223)	(86,193)	(89,109)	(99,109)	(99,109)	(115,041)	-
1001	41300	101	520522	General Fund	Finance	Social Security Expense	(39,066)	(36,417)	(35,195)	(37,963)	(37,963)	(36,769)	(37,872)
1001	41300	171	520522	General Fund	Finance	Social Security Expense	-	-	-	-	-	-	-
1001	41300	101	520523	General Fund	Finance	Medicare Expense	(9,579)	(8,996)	(8,612)	(8,878)	(8,878)	(9,124)	(9,398)
1001	41300	171	520523	General Fund	Finance	Medicare Expense	-	-	-	-	-	-	-
1001	41300	101	520527	General Fund	Finance	IMRF Contributions	(43,281)	(55,295)	(49,649)	(51,066)	(51,066)	(34,984)	(36,034)
1001	41300	171	520527	General Fund	Finance	IMRF Contributions	-	-	-	-	-	-	-
1001	41300	101	520536	General Fund	Finance	Dependent Care FSA Match	-	(1,600)	-	-	-	-	-
1001	41300	101	520999	General Fund	Finance	Grant Admin. - Benefits	291	227	250	250	250	250	258
SUB-TOTAL FRINGE BENEFITS							(258,231)	(253,200)	(249,571)	(264,061)	(254,022)	(252,831)	(140,209)
1001	41300	101	530650	General Fund	Finance	Conferences Training	(3,415)	(354)	(3,600)	(3,600)	(3,000)	(5,700)	(5,820)
1001	41300	101	530654	General Fund	Finance	Collection Agency Expense	(35,308)	(1,799)	(65,000)	(65,000)	(10,000)	(10,000)	(10,210)
1001	41300	101	530658	General Fund	Finance	Temporary Services	-	-	-	-	-	-	-
1001	41300	101	530660	General Fund	Finance	General Contractuals	-	-	-	-	-	-	-
1001	41300	101	530667	General Fund	Finance	External Support	(53,935)	(65,783)	(80,200)	(191,300)	(147,000)	(85,700)	(87,500)
1001	41300	101	530668	General Fund	Finance	ADP Payroll Services	-	-	-	-	-	-	-
1001	41300	101	530670	General Fund	Finance	Audit Service Fees	(65,300)	(67,259)	(69,277)	(69,277)	(69,277)	(71,355)	(72,853)
1001	41300	101	530675	General Fund	Finance	Bank Charges	(139,424)	(190,000)	(190,000)	(190,000)	(190,000)	(190,000)	(193,990)
1001	41300	175	540690	General Fund	Finance	Telecommunication Charges	-	-	-	-	-	-	-
SUB-TOTAL CONTRACTUAL SERVICES							(297,382)	(325,195)	(408,077)	(519,177)	(419,277)	(362,755)	(370,373)
1001	41300	101	550601	General Fund	Finance	Printing	(8,384)	(6,118)	(7,500)	(7,500)	(7,500)	(8,000)	(8,168)
1001	41300	101	550602	General Fund	Finance	Membership Dues	(2,700)	(1,964)	(2,300)	(2,300)	(2,300)	(3,000)	(3,063)
1001	41300	101	550603	General Fund	Finance	Postage	(925)	(1,395)	(1,500)	(1,500)	(1,500)	(2,000)	(2,042)
1001	41300	101	550605	General Fund	Finance	Travel & Mileage Reimbursement	(85)	(8)	(200)	(200)	(200)	(200)	(204)
1001	41300	101	550606	General Fund	Finance	Books & Subscriptions	-	-	-	-	-	-	-
1001	41300	101	550652	General Fund	Finance	Legal Postings and Doc. Fees	(1,473)	(1,631)	(2,000)	(2,000)	(2,000)	(2,000)	(2,042)
1001	41300	101	550656	General Fund	Finance	Miscellaneous Expense	-	(62)	-	-	-	-	-
1001	41300	101	550663	General Fund	Finance	Software License Updates	(69,999)	(73,139)	(75,400)	(75,400)	(75,400)	(73,000)	(74,533)
1001	41300	101	560616	General Fund	Finance	Toner Cartridges	-	-	-	-	-	-	-
1001	41300	101	560617	General Fund	Finance	Paper Supply	(9,045)	(8,352)	(12,000)	(12,000)	(10,000)	(10,000)	(10,210)
1001	41300	101	560620	General Fund	Finance	Office Supplies	(4,796)	(3,061)	(3,550)	(3,550)	(3,550)	(4,500)	(4,595)
1001	41300	171	560620	General Fund	Finance	Office Supplies	-	-	-	-	-	-	-
1001	41300	101	560623	General Fund	Finance	Cleaning Supplies	-	-	-	-	-	-	-
1001	41300	101	560625	General Fund	Finance	Clothing	(598)	-	-	-	-	-	-
1001	41300	101	560670	General Fund	Finance	Equipment Rental	(45,711)	(38,924)	(46,676)	(46,676)	(45,000)	(40,000)	(40,840)
SUB-TOTAL MATERIALS & SUPPLIES							(143,716)	(134,654)	(151,126)	(151,126)	(147,450)	(142,700)	(145,697)
1001	41300	101	570710	General Fund	Finance	Equipment	-	-	-	-	-	-	-

VILLAGE OF OAK PARK
 FISCAL YEAR 2022 BUDGET
 GENERAL FUND - FINANCE

<u>Fund</u>	<u>Dept</u>	<u>Program</u>	<u>Account</u>	<u>Description</u>	<u>Department</u>	<u>Description</u>	<u>2019</u> <u>Actual</u>	<u>2020</u> <u>Actual</u>	<u>Original</u> <u>2021</u> <u>Budget</u>	<u>Amended</u> <u>2021</u> <u>Budget</u>	<u>Year</u> <u>End</u> <u>Estimate</u>	<u>2022</u> <u>Adopted</u> <u>Budget</u>	<u>2023</u> <u>Forecasted</u> <u>Budget</u>
						SUB-TOTAL CAPITAL OUTLAY	-	-	-	-	-	-	-
1001	41300	101	581804	General Fund	Finance	Penalties & Fines	(533)	(2)	-	-	-	-	-
						SUB-TOTAL DEBT SERVICE	(533)	(2)	-	-	-	-	-
1001	41300	101	591825	General Fund	Finance	Transfer To Debt Service Fund	(500,000)	(500,000)	(500,000)	(500,000)	(500,000)	(500,000)	(500,000)
1001	41300	101	591826	General Fund	Finance	Transfer To Sir Fund	(3,000,000)	(500,000)	(1,000,000)	(1,000,000)	(1,000,000)	(700,000)	(1,000,000)
1001	41300	101	591860	General Fund	Finance	Transfer To Parking	(40,000)	(40,000)	(40,000)	(40,000)	(40,000)	(40,000)	(40,000)
1001	41300	101	591890	General Fund	Finance	Transfer to Other Funds	-	(601,669)	-	-	-	-	-
1001	41300	101	591895	General Fund	Finance	Transfer To Cip Fund	(1,700,000)	(1,430,000)	-	-	-	(4,000,000)	-
						SUB-TOTAL TRANSFERS	(5,240,000)	(3,071,669)	(1,540,000)	(1,540,000)	(1,540,000)	(5,240,000)	(1,540,000)
						TOTAL EXPENDITURES	(6,588,137)	(3,332,313)	(543,382)	(1,777,872)	(3,546,357)	(5,636,802)	(1,473,650)



FIRE DEPARTMENT

EXECUTIVE OVERVIEW

DEPARTMENTAL SUMMARY

The mission of the Oak Park Fire Department is to provide excellent emergency response and standards of care that enhance the quality of life in our community. This is accomplished through the delivery of fire suppression operations, emergency medical services and fire prevention through inspections, public education and code enforcement. The Fire Department will assist the public in all areas of emergency and non-emergency situations as well as provide mutual aid to other local and state agencies. The department provides emergency medical care in both advanced and basic life support with highly trained and licensed paramedics.

Risk Statement: The Oak Park Fire Department prioritizes firefighter safety, human life, property and environment. Risk is determined by a continuous evaluation based on the expertise, education, experience, and resources of the department.

The Oak Park Fire Department maintains three fire stations that are strategically located to provide optimal response times to emergencies within the Village Oak Park. Included are Divisions for Administration, Operations, Emergency Medical Services (EMS), Fire Prevention and Fire Investigation, Training, Public Education, Hazardous Materials and the Technical Rescue Team (TRT).

2021 ACCOMPLISHMENTS

Accomplished:

- Implemented our web-based policy and procedure manual supported by daily training to reinforce policy comprehension and application. Policies are continuously reviewed for relevance and adjusted to stay in compliance with state and federal laws.
- The department converted the temporary position of Deputy Chief of EMS and Infectious Diseases into a permanent part of the system. Brought about by a world pandemic, the position has proven to be an integral part of the department and will continue to be an asset in the future. Overseeing the Fire Marshal and Ambulance billing are just a couple of additional beneficial assignments of the position.
- The department, with the creation and implementation of the Fire Marshal position, has been working to complete and track a larger number of fire inspections more efficiently.
- The training division is working on the implementation of a new web-based program that allows for better tracking of members training hours and requirements and has the ability to upload the data directly to the States database.
- We have also updated our report writing program. Among some of the advantages are the ability to input data and to the ability to run reports and analyze data.
- Two new cardiac monitors were placed in-service as part of our on-going replacement program for these essential medical devices.
- A new AEV ambulance was received and placed in service in July.

2022 WORK PLAN

A major effort of the Oak Park Fire Department is to maintain a results-oriented agency. Continuous improvement, maximum efficiency and service are pursued through the following anticipated FY 2022 goals?

- Deploy fire suppression resources to contain and extinguish fires, minimizing injuries and property loss consistent with NFPA standards.
- Deliver emergency medical services (EMS) in a professional and timely manner.
- The department plans on being able to reinstate, in partnership with the American Heart Association, our community CPR and First-aid training program that has been interrupted by COVID-19.
- The department will be working on strengthening our officer development program. This will focus on continued education and training of current members to assure a strong succession plan for the future.
- The Fire Prevention bureau will be working on the implementation of a web-based program to assist private inspection agencies to have the ability to upload testing results completely and efficiently.
- Remodel our station 3 to include multiple gender-neutral washrooms and locker rooms to replace the current one large washroom and locker room.
- Develop a Fire Department Explorer program for high school or college age students interested in a career in the fire service. This program was scheduled to start in 2020, but has continued to be delayed by COVID-19.
- Continue to apply for grants that will provide funding to the Fire Department, which will result in reducing overall costs.

VILLAGE OF OAK PARK
FISCAL YEAR 2022 BUDGET
GENERAL FUND - FIRE ADMINISTRATION

<u>Fund</u>	<u>Dept</u>	<u>Program</u>	<u>Account</u>	<u>Description</u>	<u>Department</u>	<u>Description</u>	<u>2019</u>	<u>2020</u>	<u>Original</u>	<u>Amended</u>	<u>Year</u>	<u>2022</u>	<u>2023</u>
							<u>Actual</u>	<u>Actual</u>	<u>Budget</u>	<u>Budget</u>	<u>End</u>	<u>Adopted</u>	<u>Forecasted</u>
											<u>Estimate</u>	<u>Budget</u>	<u>Budget</u>
1001	42500	101	510501	General Fund	FIRE - Admin	Regular Salaries	(533,699)	(404,390)	(546,494)	(616,494)	(616,494)	(616,086)	(634,569)
1001	42500	101	510503	General Fund	FIRE - Admin	Overtime	-	(149)	-	-	-	-	-
						SUB-TOTAL PERSONAL SERVICES	(533,699)	(404,539)	(546,494)	(616,494)	(616,494)	(616,086)	(634,569)
1001	42500	101	520519	General Fund	FIRE - Admin	Vacation Time Payout	-	(53,883)	-	-	-	-	-
1001	42500	101	520520	General Fund	FIRE - Admin	Life Insurance Expense	(324)	(258)	(372)	(372)	(372)	(465)	(465)
1001	42500	101	520521	General Fund	FIRE - Admin	Health Insurance Expense	(78,118)	(56,586)	(77,366)	(101,210)	(101,210)	(108,667)	(114,100)
1001	42500	101	520522	General Fund	FIRE - Admin	Social Security Expense	(5,434)	(5,031)	(6,263)	(10,603)	(8,000)	(6,659)	(6,859)
1001	42500	101	520523	General Fund	FIRE - Admin	Medicare Expense	(5,143)	(4,173)	(5,619)	(6,634)	(6,634)	(6,656)	(6,856)
1001	42500	101	520525	General Fund	FIRE - Admin	Fire Pension Contributions	(5,411,662)	(5,498,679)	(6,138,212)	(6,138,212)	(6,138,212)	(6,512,755)	(7,001,212)
1001	42500	101	520527	General Fund	FIRE - Admin	IMRF Contributions	(3,808)	(4,085)	(4,048)	(9,886)	(9,886)	(2,906)	(2,993)
						SUB-TOTAL FRINGE BENEFITS	(5,504,489)	(5,622,695)	(6,231,880)	(6,266,917)	(6,264,314)	(6,638,108)	(7,132,485)
1001	42500	101	530650	General Fund	FIRE - Admin	Conferences Training	(2,058)	(266)	(4,000)	(4,000)	(3,000)	(4,000)	(4,084)
1001	42500	101	530667	General Fund	FIRE - Admin	External Support	(57,714)	(55,583)	(70,850)	(70,850)	(70,850)	(69,200)	(70,653)
						SUB-TOTAL CONTRACTUAL SERVICES	(59,772)	(55,849)	(74,850)	(74,850)	(73,850)	(73,200)	(74,737)
1001	42500	101	550601	General Fund	FIRE - Admin	Printing	(133)	-	(250)	(250)	(250)	(250)	(255)
1001	42500	101	550602	General Fund	FIRE - Admin	Membership Dues	(11,348)	(11,128)	(11,550)	(11,550)	(11,550)	(12,550)	(12,814)
1001	42500	101	550603	General Fund	FIRE - Admin	Postage	(1,717)	(476)	(1,700)	(1,700)	(1,000)	(1,000)	(1,021)
1001	42500	101	550671	General Fund	FIRE - Admin	Office Machine Service	(3,950)	(980)	(4,000)	(4,000)	(2,000)	(3,000)	(3,063)
1001	42500	101	560620	General Fund	FIRE - Admin	Office Supplies	(3,996)	(2,701)	(3,000)	(3,000)	(3,000)	(4,000)	(4,084)
1001	42500	101	560625	General Fund	FIRE - Admin	Clothing	(1,753)	-	(3,000)	(3,000)	(3,000)	(3,000)	(3,063)
1001	42500	101	560638	General Fund	FIRE - Admin	Special Events	(1,492)	(688)	(1,000)	(1,000)	(1,000)	(1,000)	(1,021)
						SUB-TOTAL MATERIALS & SUPPLIES	(24,389)	(15,973)	(24,500)	(24,500)	(21,800)	(24,800)	(25,321)
						TOTAL EXPENDITURES	(6,122,349)	(6,099,056)	(6,877,724)	(6,982,761)	(6,976,458)	(7,352,194)	(7,867,111)

VILLAGE OF OAK PARK
 FISCAL YEAR 2022 BUDGET
 GENERAL FUND - FIRE OPERATIONS

Fund	Dept	Program	Account	Description	Department	Description	2019	2020	Original	Amended	Year	2022	2023
							Actual	Actual	2021	2021	End	Adopted	Forecasted
							Budget	Budget	Budget	Budget	Estimate	Budget	Budget
1001	42510	101	510501	General Fund	FIRE - Operations	Regular Salaries	(6,327,359)	(6,596,903)	(6,600,946)	(6,600,946)	(6,786,000)	(6,735,240)	(6,937,297)
1001	42510	101	510503	General Fund	FIRE - Operations	Overtime	(423,322)	(947,433)	(500,000)	(1,060,000)	(1,060,000)	(500,000)	(750,000)
1001	42510	101	510999	General Fund	FIRE - Operations	Contra Salaries	-	-	-	-	-	-	-
SUB-TOTAL PERSONAL SERVICES							(6,750,681)	(7,544,336)	(7,100,946)	(7,660,946)	(7,846,000)	(7,235,240)	(7,687,297)
1001	42510	101	510509	General Fund	FIRE - Operations	Comp Time Payout	(4,306)	(9,671)	-	-	-	-	-
1001	42510	101	510510	General Fund	FIRE - Operations	Sick Time Payout	(35,413)	(37,508)	(65,000)	(65,000)	(65,000)	(65,000)	(65,000)
1001	42510	101	510516	General Fund	FIRE - Operations	FD 7G Pay	(126,222)	(92,627)	(185,000)	(185,000)	(100,000)	(150,000)	(195,000)
1001	42510	101	510519	General Fund	FIRE - Operations	Vacation Time Payout	(6,907)	(1,904)	(40,000)	(40,000)	(40,000)	(40,000)	(40,000)
1001	42510	101	510521	General Fund	FIRE - Operations	Holiday Pay	-	-	(90,358)	(90,358)	(90,358)	(101,940)	(104,489)
1001	42510	101	520515	General Fund	FIRE - Operations	Health Insurance Opt Out	-	-	-	-	-	-	-
1001	42510	101	520520	General Fund	FIRE - Operations	Life Insurance Expense	(5,857)	(5,857)	(5,859)	(5,859)	(5,859)	(6,045)	(6,045)
1001	42510	101	520521	General Fund	FIRE - Operations	Health Insurance Expense	(1,149,109)	(1,181,746)	(1,187,253)	(1,187,253)	(1,187,253)	(1,231,669)	(1,293,252)
1001	42510	101	520522	General Fund	FIRE - Operations	Social Security Expense	(7,827)	(5,743)	(14,152)	(14,152)	(14,152)	(15,000)	(15,450)
1001	42510	101	520523	General Fund	FIRE - Operations	Medicare Expense	(89,169)	(100,368)	(96,425)	(96,425)	(96,425)	(105,902)	(109,079)
1001	42510	101	520525	General Fund	FIRE - Operations	Fire Pension Contributions	-	-	-	-	-	-	-
1001	42510	101	520536	General Fund	FIRE - Operations	Dependent Care FSA Match	-	(1,661)	-	-	-	-	-
1001	42510	101	520999	General Fund	FIRE - Operations	Contra Benefits	-	-	-	-	-	-	-
SUB-TOTAL FRINGE BENEFITS							(1,424,810)	(1,437,085)	(1,684,047)	(1,684,047)	(1,599,047)	(1,715,556)	(1,828,315)
1001	42510	101	530660	General Fund	FIRE - Operations	General Contractuals	(45,819)	(51,315)	(65,100)	(65,100)	(30,000)	(65,100)	(66,467)
1001	42510	101	530675	General Fund	FIRE - Operations	Bank Charges	-	-	-	-	-	-	-
1001	42510	101	530681	General Fund	FIRE - Operations	WSCDC Contract	(507,179)	(596,977)	(632,000)	(632,000)	(632,000)	(841,500)	(859,172)
1001	42510	101	550673	General Fund	FIRE - Operations	Repairs	(14,991)	(15,485)	(16,800)	(16,800)	(10,000)	(16,800)	(17,153)
1001	42510	101	540690	General Fund	FIRE - Operations	Telecommunication Charges	(26,000)	(25,877)	(27,000)	(27,000)	(27,000)	(12,000)	(12,252)
SUB-TOTAL CONTRACTUAL SERVICES							(593,989)	(689,654)	(740,900)	(740,900)	(699,000)	(935,400)	(955,043)
1001	42510	101	560625	General Fund	FIRE - Operations	Clothing	(85,257)	(58,177)	(93,000)	(93,000)	(93,000)	(107,000)	(109,247)
1001	42510	101	560630	General Fund	FIRE - Operations	Small Tools	(19,628)	(19,610)	(27,000)	(27,000)	(25,000)	(27,000)	(27,567)
1001	42510	101	560631	General Fund	FIRE - Operations	Operational Supplies	-	-	-	-	-	-	-
SUB-TOTAL MATERIALS & SUPPLIES							(104,885)	(77,787)	(120,000)	(120,000)	(118,000)	(134,000)	(136,814)
1001	42510	101	570710	General Fund	FIRE - Operations	Equipment	(14,351)	(5,499)	(18,000)	(18,000)	(18,000)	(20,000)	(20,420)
1001	42510	101	570720	General Fund	FIRE - Operations	Computer Equipment	(14,852)	(7,605)	(16,900)	(16,900)	(16,900)	(21,900)	(22,360)
SUB-TOTAL CAPITAL OUTLAY							(29,203)	(13,104)	(34,900)	(34,900)	(34,900)	(41,900)	(42,780)
TOTAL EXPENDITURES							(8,903,568)	(9,761,966)	(9,680,793)	(10,240,793)	(10,296,947)	(10,062,096)	(10,650,250)

VILLAGE OF OAK PARK
FISCAL YEAR 2022 BUDGET
GENERAL FUND - FIRE EMS

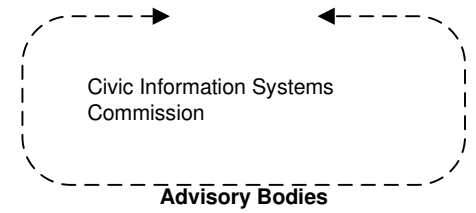
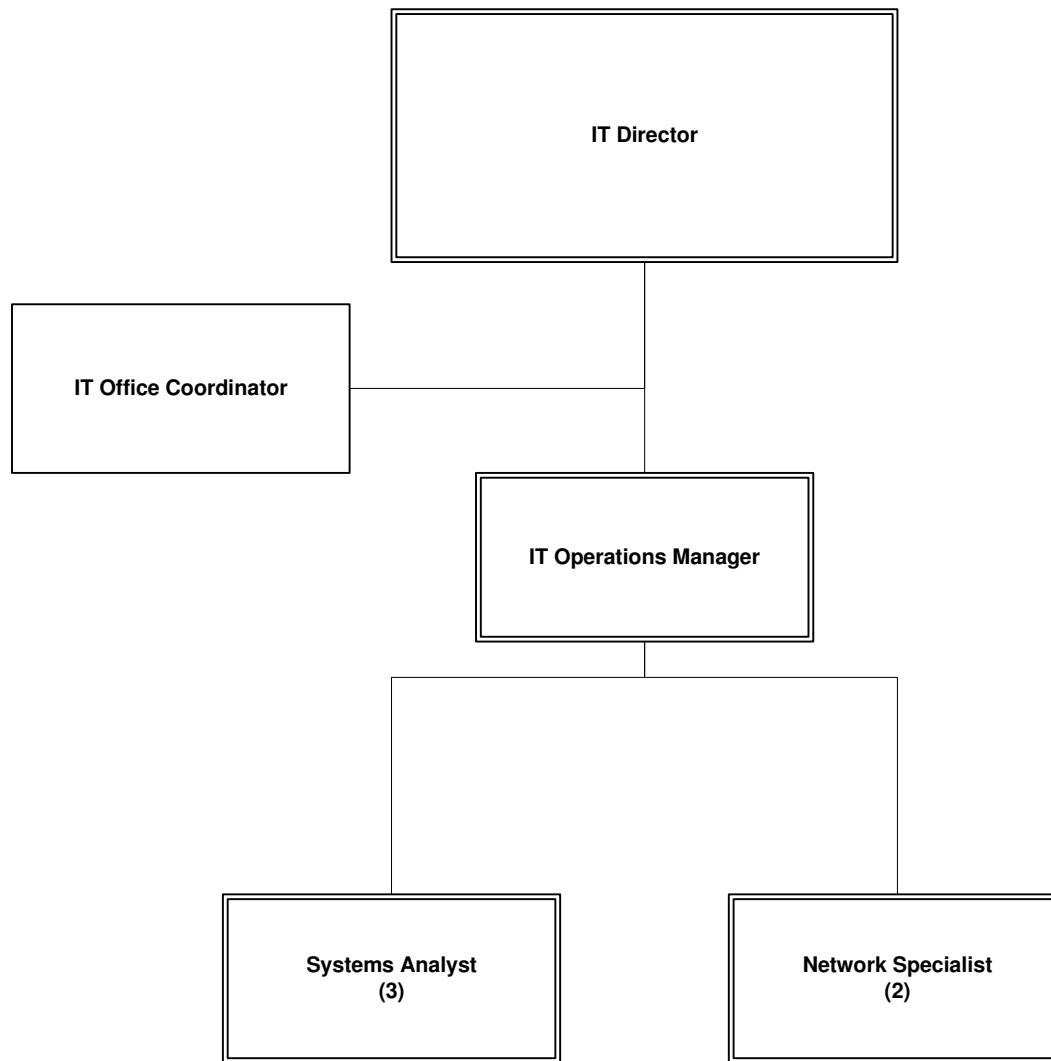
<u>Fund</u>	<u>Dept</u>	<u>Program</u>	<u>Account</u>	<u>Description</u>	<u>Department</u>	<u>Description</u>	<u>2019</u> <u>Actual</u>	<u>2020</u> <u>Actual</u>	<u>Original</u> <u>2021</u> <u>Budget</u>	<u>Amended</u> <u>2021</u> <u>Budget</u>	<u>Year</u> <u>End</u> <u>Estimate</u>	<u>2022</u> <u>Adopted</u> <u>Budget</u>	<u>2023</u> <u>Forecasted</u> <u>Budget</u>
1001	42520	101	530660	General Fund	FIRE - EMS	General Contractuals	(9,978)	(3,189)	(13,500)	(13,500)	(13,500)	(13,500)	(13,784)
						SUB-TOTAL CONTRACTUAL SERVICES	(9,978)	(3,189)	(13,500)	(13,500)	(13,500)	(13,500)	(13,784)
1001	42520	101	550601	General Fund	FIRE - EMS	Printing	(400)	-	(400)	(400)	(100)	(100)	(102)
1001	42520	101	550602	General Fund	FIRE - EMS	Membership Dues	(707)	(304)	(1,000)	(1,000)	(1,000)	(1,000)	(1,021)
1001	42520	101	550673	General Fund	FIRE - EMS	Repairs	(1,221)	(875)	(2,500)	(2,500)	(2,500)	(2,500)	(2,553)
1001	42520	101	560631	General Fund	FIRE - EMS	Operational Supplies	(25,959)	(22,163)	(30,500)	(30,500)	(30,500)	(30,500)	(31,141)
						SUB-TOTAL MATERIALS & SUPPLIES	(28,287)	(23,342)	(34,400)	(34,400)	(34,100)	(34,100)	(34,816)
1001	42520	101	570710	General Fund	FIRE - EMS	Equipment	(8,722)	-	(6,000)	(6,000)	(6,000)	(6,000)	(6,126)
						SUB-TOTAL CAPITAL OUTLAY	(8,722)	-	(6,000)	(6,000)	(6,000)	(6,000)	(6,126)
						TOTAL EXPENDITURES	(46,987)	(26,531)	(53,900)	(53,900)	(53,600)	(53,600)	(54,726)

VILLAGE OF OAK PARK
 FISCAL YEAR 2022 BUDGET
 GENERAL FUND - FIRE PREVENTION AND INVESTIGATION

<u>Fund</u>	<u>Dept</u>	<u>Program</u>	<u>Account</u>	<u>Description</u>	<u>Department</u>	<u>Description</u>	<u>2019</u> <u>Actual</u>	<u>2020</u> <u>Actual</u>	<u>Original</u> <u>2021</u> <u>Budget</u>	<u>Amended</u> <u>2021</u> <u>Budget</u>	<u>Year</u> <u>End</u> <u>Estimate</u>	<u>2022</u> <u>Adopted</u> <u>Budget</u>	<u>2023</u> <u>Forecasted</u> <u>Budget</u>
1001	42530	101	550602	General Fund	FIRE - Prev. and Inv.	Membership Dues	(1,635)	(1,676)	(2,400)	(2,400)	(2,400)	(2,400)	(2,450)
1001	42530	101	550673	General Fund	FIRE - Prev. and Inv.	Repairs	(1,000)	-	(500)	(500)	(500)	(500)	(511)
1001	42530	101	560630	General Fund	FIRE - Prev. and Inv.	Small Tools	(2,000)	(482)	(1,000)	(1,000)	(1,000)	(1,000)	(1,021)
SUB-TOTAL MATERIALS & SUPPLIES							(4,635)	(2,158)	(3,900)	(3,900)	(3,900)	(3,900)	(3,982)
TOTAL EXPENDITURES							(4,635)	(2,158)	(3,900)	(3,900)	(3,900)	(3,900)	(3,982)

VILLAGE OF OAK PARK
 FISCAL YEAR 2022 BUDGET
 GENERAL FUND - FIRE TRAINING AND PUBLIC EDUCATION

<u>Fund</u>	<u>Dept</u>	<u>Program</u>	<u>Account</u>	<u>Description</u>	<u>Department</u>	<u>Description</u>	<u>2019</u> <u>Actual</u>	<u>2020</u> <u>Actual</u>	<u>Original</u> <u>2021</u> <u>Budget</u>	<u>Amended</u> <u>2021</u> <u>Budget</u>	<u>Year</u> <u>End</u> <u>Estimate</u>	<u>2022</u> <u>Adopted</u> <u>Budget</u>	<u>2023</u> <u>Forecasted</u> <u>Budget</u>
1001	42540	101	530650	General Fund	FIRE - Training and Public Ed.	Conferences Training	(28,614)	(8,869)	(50,000)	(50,000)	(35,000)	(50,000)	(51,050)
						SUB-TOTAL CONTRACTUAL SERVICES	(28,614)	(8,869)	(50,000)	(50,000)	(35,000)	(50,000)	(51,050)
1001	42540	101	550601	General Fund	FIRE - Training and Public Ed.	Printing	(1,413)	-	(1,500)	(1,500)	(500)	(500)	(511)
1001	42540	101	550602	General Fund	FIRE - Training and Public Ed.	Membership Dues	(733)	(55)	(1,350)	(1,350)	(1,350)	(1,350)	(1,378)
1001	42540	101	550673	General Fund	FIRE - Training and Public Ed.	Repairs	(977)	-	(2,000)	(2,000)	(2,000)	(2,000)	(2,042)
1001	42540	101	560630	General Fund	FIRE - Training and Public Ed.	Small Tools	-	-	-	-	-	-	-
1001	42540	101	560631	General Fund	FIRE - Training and Public Ed.	Operational Supplies	(19,649)	(4,889)	(33,520)	(33,520)	(15,000)	(20,000)	(20,420)
1001	42540	101	560638	General Fund	FIRE - Training and Public Ed.	Special Events	(931)	(485)	(4,000)	(4,000)	-	(4,000)	(4,084)
						SUB-TOTAL MATERIALS & SUPPLIES	(23,703)	(5,429)	(42,370)	(42,370)	(18,850)	(27,850)	(28,435)
						TOTAL EXPENDITURES	(52,317)	(14,298)	(92,370)	(92,370)	(53,850)	(77,850)	(79,485)



INFORMATION TECHNOLOGY

EXECUTIVE OVERVIEW

DEPARTMENTAL SUMMARY

The Information Technology (IT) Department oversees the Village's computer and telephone systems and is responsible for providing internal services to other Village Departments via the administration and support of various office technology services, communication systems and data processing services that are utilized daily in all department operations in accordance with the annual budget document. Basic office technology support ranges from printer, desktop, laptop and mobile devices. Communication systems include local data network, Internet, security, wireless, cellular, fiber-network and voice. Data processing services include the business and process analysis to enhance service to the operating departments and the residents of Oak Park.

2021 ACCOMPLISHMENTS

- Assisted in response to COVID-19
 - Reviewed and implemented additional facility video and keycard security
 - Enhanced network and WiFi services for POD vaccination events
 - Configured & deployed various end-user devices for POD vaccination operations
 - Developed vaccination PPE inventory system
 - Developed staff and volunteer QR-code POD vaccination attendance system
 - Developed online pre-registration vaccination system
 - Configured POD vaccination appointment events
 - Configured & executed POD vaccination invitation process
 - Developed & establish process to report vaccination activities
 - Assisted and provided technology for mobile vaccine vehicle

- Fiber WAN (Core System)
 - With great assistance from Public Works Engineering, construction completed
 - Configured and migrated all village facilities to new service

- SmartPhone Mitel app for work-from-home telephone services

- Police Intranet configuration and upgrade

- Prepared data set for Parking Citation IDROP service

- File server upgrades

- Workstation upgrades

- In-car computer upgrades

- MS-Office 2019/365 upgrades

- Enhanced system security

- Reconfiguration of various services for return to in-office operations

- GIS migration to Community Map Viewer

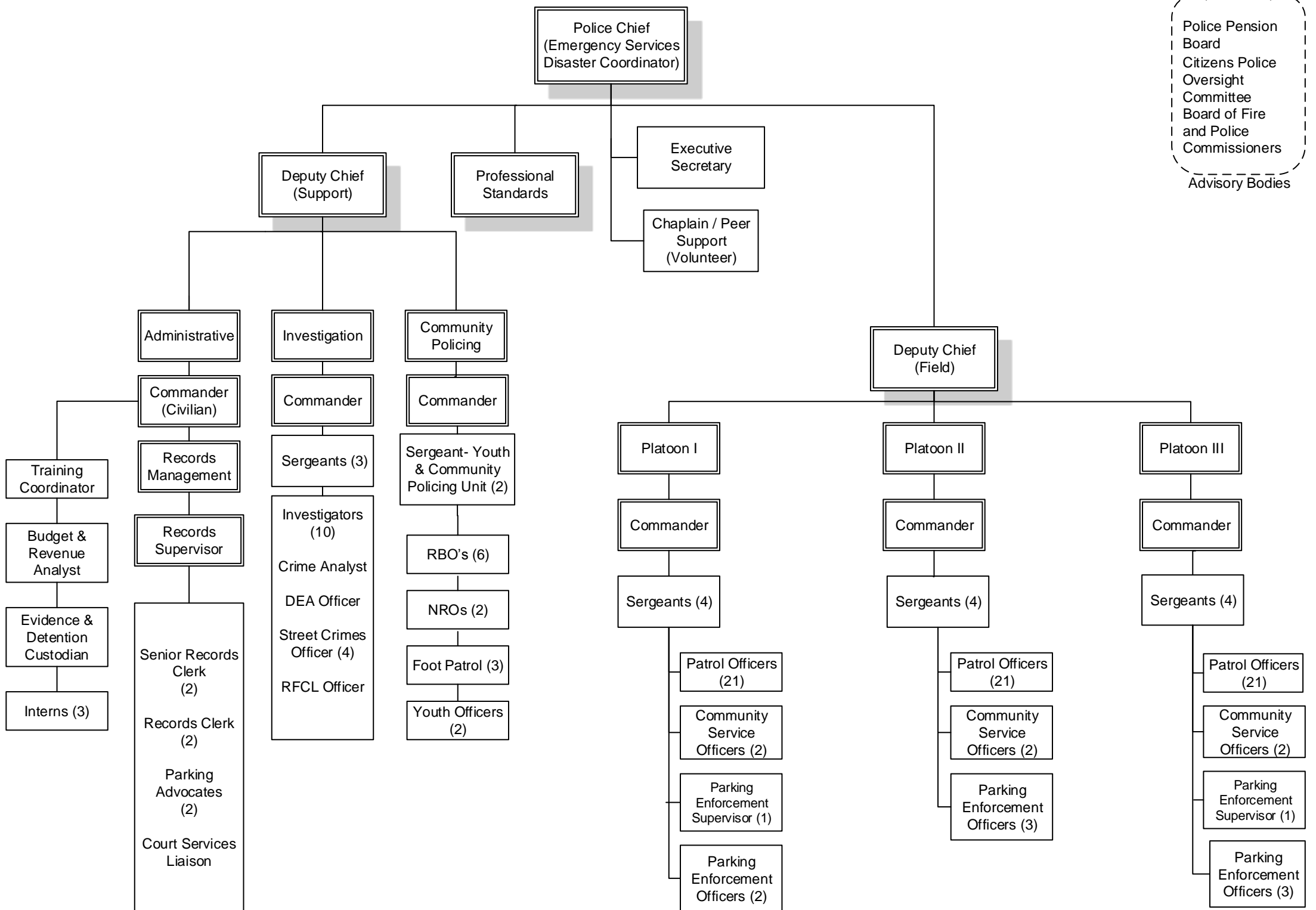
- GIS migration to MyGIS

2022 WORK PLAN

- Expand services utilizing Fiber WAN
- Workstation & Laptop Upgrades
 - Workstations
 - Continued upgrade of in-car computers
- On-going core data quality review and maintenance
- Upgrade end-of-life servers and network systems
- On-going system security review and enhancements
- On-going upgrade of core systems
- Continued automation of internal processes

VILLAGE OF OAK PARK
FISCAL YEAR 2022 BUDGET
GENERAL FUND - INFORMATION TECHNOLOGY

Fund	Dept	Program	Account	Description	Department	Description	2019	2020	Original	Amended	Year	2022	2023
							Actual	Actual	2021 Budget	2021 Budget	End Estimate	Adopted Budget	Forecasted Budget
1001	41040	101	510501	General Fund	Information Technology	Regular Salaries	(559,813)	(595,095)	(642,459)	(642,459)	(642,459)	(651,700)	(671,251)
1001	41040	101	510503	General Fund	Information Technology	Overtime	(971)	(27)	(1,500)	(1,500)	(1,500)	(1,500)	(1,500)
1001	41040	101	510515	General Fund	Information Technology	Comp Time	(536)	-	-	-	-	-	-
SUB-TOTAL PERSONAL SERVICES							(561,320)	(595,122)	(643,959)	(643,959)	(643,959)	(653,200)	(672,751)
1001	41040	101	510506	General Fund	Information Technology	Equip Allow (Auto,Phone,Tools)	(745)	(564)	(1,200)	(1,200)	(1,200)	(2,000)	(2,000)
1001	41040	101	510509	General Fund	Information Technology	Comp Time Payout	-	-	-	-	-	-	-
1001	41040	101	510519	General Fund	Information Technology	Vacation Time Payout	(1,377)	-	-	-	-	-	-
1001	41040	101	520515	General Fund	Information Technology	Health Insurance Opt-out	-	-	-	-	-	-	-
1001	41040	101	520520	General Fund	Information Technology	Life Insurance Expense	(655)	(704)	(744)	(744)	(744)	(744)	(744)
1001	41040	101	520521	General Fund	Information Technology	Health Insurance Expense	(116,715)	(111,796)	(129,003)	(129,003)	(129,003)	(126,471)	(132,795)
1001	41040	101	520522	General Fund	Information Technology	Social Security Expense	(32,533)	(34,599)	(39,454)	(39,454)	(39,454)	(39,506)	(40,691)
1001	41040	101	520523	General Fund	Information Technology	Medicare Expense	(7,609)	(8,092)	(9,337)	(9,337)	(9,337)	(9,450)	(9,734)
1001	41040	101	520527	General Fund	Information Technology	IMRF Contributions	(36,508)	(52,690)	(53,706)	(53,706)	(53,706)	(36,235)	(37,322)
SUB-TOTAL FRINGE BENEFITS							(196,142)	(208,445)	(233,444)	(233,444)	(233,444)	(214,406)	(223,285)
1001	41040	101	530650	General Fund	Information Technology	Conferences Training	(7,822)	(3,597)	(500)	(500)	(500)	(6,000)	(6,126)
1001	41040	101	530667	General Fund	Information Technology	External Support	(118,636)	(89,092)	(117,000)	(117,000)	(109,000)	(149,000)	(152,129)
1001	41040	101	540690	General Fund	Information Technology	Telecommunication Charges	(162,045)	(181,827)	(216,800)	(216,800)	(215,800)	(265,000)	(270,565)
SUB-TOTAL CONTRACTUAL SERVICES							(288,503)	(274,516)	(334,300)	(334,300)	(325,300)	(420,000)	(428,820)
1001	41040	101	540698	General Fund	Information Technology	Computer Supplies	(4,966)	(6,695)	(6,000)	(6,000)	(6,000)	(6,000)	(6,126)
1001	41040	101	540699	General Fund	Information Technology	Hardware Maintenance	(44,263)	(39,521)	(36,000)	(36,000)	(36,000)	(92,000)	(93,932)
1001	41040	101	550602	General Fund	Information Technology	Membership Dues	(300)	(366)	(500)	(500)	(400)	(500)	(511)
1001	41040	101	550603	General Fund	Information Technology	Postage	(178)	(80)	(500)	(500)	(300)	(400)	(408)
1001	41040	721	550603	General Fund	Information Technology	Postage	-	-	-	-	-	-	-
1001	41040	101	550605	General Fund	Information Technology	Travel & Mileage Reimbursement	(159)	(29)	(150)	(150)	(150)	(200)	(204)
1001	41040	101	550606	General Fund	Information Technology	Books & Subscriptions	-	(42)	(500)	(500)	(200)	(500)	(511)
1001	41040	101	550663	General Fund	Information Technology	Software License Updates	(168,960)	(169,941)	(145,000)	(145,000)	(145,000)	(159,000)	(162,339)
1001	41040	101	550671	General Fund	Information Technology	Office Machine Service	-	-	-	-	-	-	-
1001	41040	101	550672	General Fund	Information Technology	Telephone Maintenance	(34,819)	(20,022)	(23,000)	(23,000)	(20,000)	(20,000)	(20,420)
1001	41040	101	560620	General Fund	Information Technology	Office Supplies	(1,482)	(393)	(1,500)	(1,500)	(1,000)	(1,000)	(1,021)
SUB-TOTAL MATERIALS & SUPPLIES							(255,127)	(237,089)	(213,150)	(213,150)	(209,050)	(279,600)	(285,472)
TOTAL EXPENDITURES							(1,301,092)	(1,315,172)	(1,424,853)	(1,424,853)	(1,411,753)	(1,567,206)	(1,610,328)



POLICE

EXECUTIVE OVERVIEW

DEPARTMENTAL SUMMARY

The Oak Park Police Department is a full-service law enforcement agency serving the citizens of the Village of Oak Park. The mission of the Department is to provide high-quality police services that are accessible to all members of the community. The Department believes in the dignity of all people and respects individual and constitutional rights in fulfilling this mission. In order to achieve this mission, the Department has adopted Community Based Policing which includes the following components: citizen involvement, problem solving and quality of life focus, ethical behavior, situational leadership, and employee value. It is our goal to incorporate these values in the organization, and throughout our interactions with the community to promote a desirable quality of life in the community, with a commitment to maintaining and improving peace, order, and safety through excellence in law enforcement and community service.

The department has both sworn police officers and civilian personnel assigned to operating and support programs in two bureaus:

Field Services Bureau – The Field Services Bureau is responsible for performing a variety of duties related to the protection of life and property and enforcement of criminal and traffic laws, parking enforcement, prevention and investigation of crime, collection and preservation of evidence, preservation of the public peace, and the apprehension of violators of the law. This bureau also manages the Field Training and Evaluation Program.

Support Services Bureau – The Support Services Bureau includes: Investigations, Drug Enforcement Administration (DEA) and Regional Computer Forensic Laboratory (RCFL) assignments, Resident Beat Officer and Neighborhood Resource Officer Programs, Records, School Resource Officer Program, Evidence and Property, Training and Research and Planning.

2021 ACCOMPLISHMENTS

- The Department increased our community engagement and officer wellness by utilizing a trained a Therapy/Community Outreach K9. The Pawfficer attended community events that the Community Police Unit attended.
- A consultant was hired to provide us with custom reporting and more detailed analysis of our Records Management System as we continue to initiate the President's Report on 21st Century Policing, specifically pillars related to Building Trust and Legitimacy and Technology and Social Media.
- Pending coordination with the Community Safety Consultant, a National Police Services Survey will be sent to 1,200 randomly selected households. The information from the survey will then be compiled into a report that compares the responses of residents from different backgrounds (e.g. age, race/ethnicity, gender) to identify gaps in perceptions in safety, policy, trust, and community public safety priorities. In addition, the gaps from our community are compared to the disparities found across the nation to identify areas where organizations are successful and challenged. The last survey was completed in 2014.
- Through the utilization of career development, the Department was able to promote internally for command level positions as well as sergeants.
- The department continued to digitalize documents and records using Village wide programs to promote a data driven agency. Paper processes were converted to electronic forms to allow data to be accessed in real time.

2022 WORK PLAN

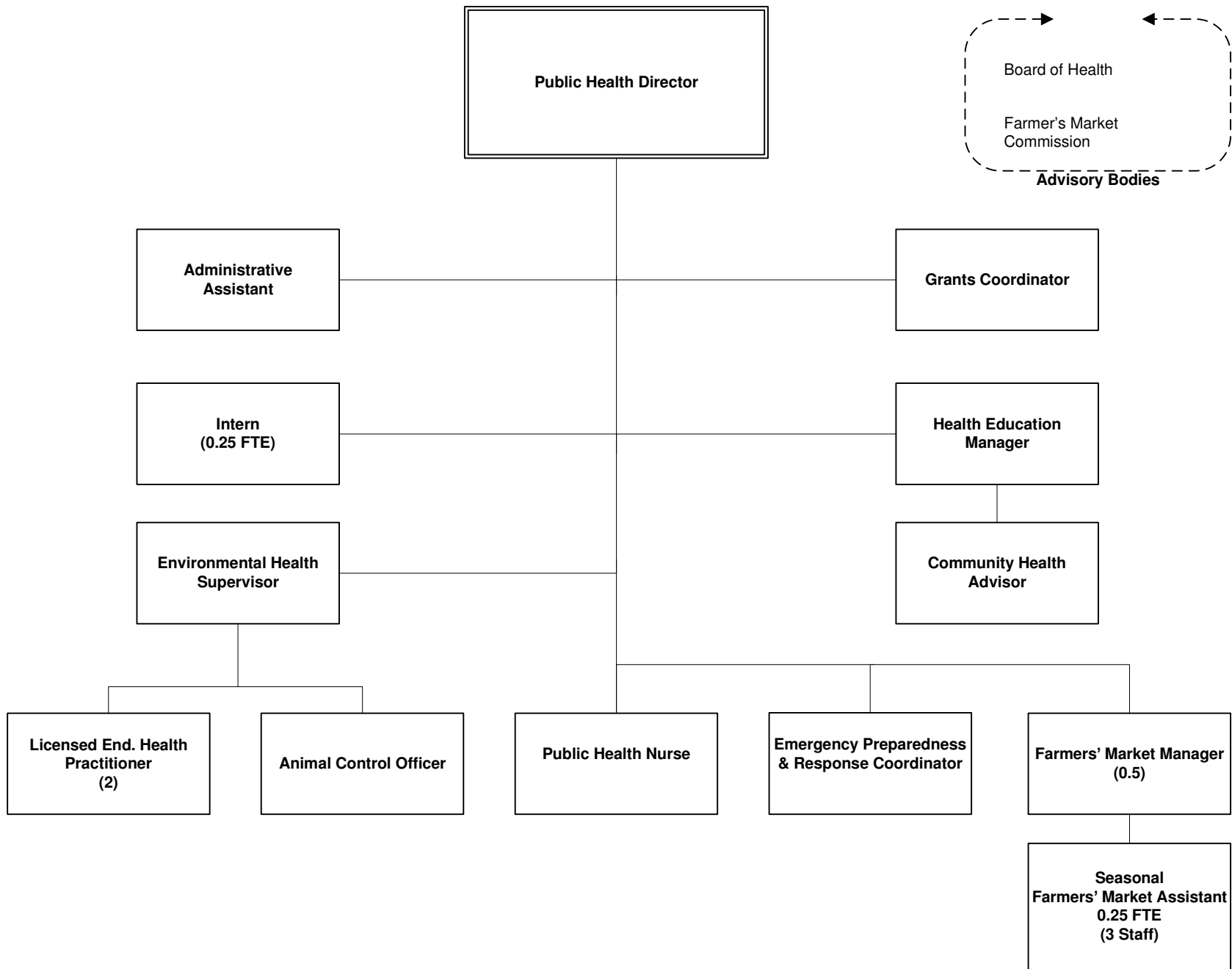
- The Department will relaunch the Citizen Police Academy. The Academy provides attendees with an overview of the Police Department's structure and function, as well as insight into the ways in which officers perform their duties. Additionally, the Department will integrate the 10 Shared Principles, developed in a collaborated effort between the IL NAACP and ILACP into the curriculum, providing an opportunity for community discourse as it relates to police-community relations.
- To continue to Build Trust and Legitimacy, the Department will participate in the Active Bystandership for Law Enforcement (ABLE) Project. The ABLE Project guides agencies and communities on the concrete measures that must be in place to create and sustain a culture of peer intervention. ABLE training is provided at no cost to local law enforcement agencies, but those agencies must commit to creating a culture of active bystandership and peer intervention through policy, training, support, and accountability.
- The Department will continue to put an emphasis on Crisis Intervention Training (CIT). Currently a little over 50% of Officers are trained. CIT is an innovative first-responder model of police-based crisis intervention training to help persons with mental disorders and/or addictions access medical treatment rather than place them in the criminal justice system due to illness-related behaviors. It also promotes officer safety and the safety of the individual in crisis.
- In the furtherance of the succession plan, the Department will continue to implement a career development program for all personnel. The focus of this career development program is to provide opportunities for individual growth and development at all levels of the organization. The objective of the program is to promote productive, efficient and effective job performance and to improve the overall level of job satisfaction, personal skills, knowledge, abilities and attitudes.
- The consultant will use custom reporting and more detailed analysis of our Records Management System to launch a public facing dashboard. The dashboard will provide current and accurate data related to crime, service calls, and activity.

VILLAGE OF OAK PARK
FISCAL YEAR 2022 BUDGET
GENERAL FUND - POLICE

Fund	Dept	Program	Account	Description	Department	Description	2019	2020	Original	Amended	Year	2022	2023
							Actual	Actual	2021	2021	End	Adopted	Forecasted
							Budget	Budget	Budget	Budget	Estimate	Budget	Budget
1001	42400	101	510501	General Fund	POLICE	Regular Salaries	(585,152)	(391,067)	(582,915)	(582,915)	(527,000)	(623,764)	(642,477)
1001	42400	412	510501	General Fund	POLICE	Regular Salaries	(7,887,477)	(8,939,596)	(8,541,356)	(8,541,356)	(8,541,356)	(8,887,852)	(9,154,488)
1001	42400	421	510501	General Fund	POLICE	Regular Salaries	(3,604,392)	(3,077,594)	(4,381,796)	(4,381,796)	(3,660,000)	(4,310,295)	(4,439,604)
1001	42400	101	510503	General Fund	POLICE	Overtime	(7,688)	(302)	(10,300)	(10,300)	(10,300)	(10,300)	(10,609)
1001	42400	412	510503	General Fund	POLICE	Overtime	(479,768)	(313,568)	(538,690)	(538,690)	(400,000)	(538,690)	(554,851)
1001	42400	421	510503	General Fund	POLICE	Overtime	(242,703)	(193,017)	(206,464)	(206,464)	(190,000)	(206,464)	(212,658)
1001	42400	101	510508	General Fund	POLICE	CTA Patrol Pay	(1,558)	-	-	-	-	-	-
1001	42400	412	510508	General Fund	POLICE	CTA Patrol Pay	(112,015)	(137,132)	(133,900)	(133,900)	(150,000)	(150,000)	(154,500)
1001	42400	421	510508	General Fund	POLICE	CTA Patrol Pay	(15,690)	(18,554)	(22,145)	(22,145)	(22,145)	(25,000)	(25,750)
1001	42400	101	510514	General Fund	POLICE	Court Time	-	-	-	-	-	-	-
1001	42400	412	510514	General Fund	POLICE	Court Time	(123,710)	(34,554)	(118,450)	(118,450)	(118,450)	(125,000)	(128,750)
1001	42400	421	510514	General Fund	POLICE	Court Time	(16,017)	(6,538)	(25,750)	(25,750)	(25,750)	(30,000)	(30,900)
1001	42400	101	510515	General Fund	POLICE	Comp Time	-	-	-	-	-	-	-
1001	42400	412	510515	General Fund	POLICE	Comp Time	(1,223)	(10,297)	-	-	-	-	-
1001	42400	421	510515	General Fund	POLICE	Comp Time	-	(683)	-	-	-	-	-
SUB-TOTAL PERSONAL SERVICES							(13,077,393)	(13,122,902)	(14,561,766)	(14,561,766)	(13,645,001)	(14,907,365)	(15,354,586)
1001	42400	101	510509	General Fund	POLICE	Comp Time Payout	(3,003)	-	-	-	-	-	-
1001	42400	421	510509	General Fund	POLICE	Comp Time Payout	(63,951)	(89,362)	(75,000)	(75,000)	(75,000)	(90,000)	(92,700)
1001	42400	412	510509	General Fund	POLICE	Comp Time Payout	(85,539)	(22,059)	(25,000)	(25,000)	(25,000)	(40,000)	(41,200)
1001	42400	101	510510	General Fund	POLICE	Sick Time Payout	(2,329)	-	-	-	-	-	-
1001	42400	412	510510	General Fund	POLICE	Sick Time Payout	(28,875)	(29,774)	(50,000)	(50,000)	(50,000)	(50,000)	(51,500)
1001	42400	421	510510	General Fund	POLICE	Sick Time Payout	(28,619)	(29,027)	(30,000)	(30,000)	(30,000)	(30,000)	(30,900)
1001	42400	101	510519	General Fund	POLICE	Vacation Time Payout	(2,311)	-	-	-	-	-	-
1001	42400	412	510519	General Fund	POLICE	Vacation Time Payout	(35,504)	(13,356)	(15,000)	(15,000)	(15,000)	(30,000)	(30,900)
1001	42400	421	510519	General Fund	POLICE	Vacation Time Payout	(28,089)	(9,790)	(30,000)	(30,000)	(30,000)	(30,000)	(30,900)
1001	42400	101	520515	General Fund	POLICE	Health Insurance Opt Out	-	-	-	-	-	-	-
1001	42400	412	520515	General Fund	POLICE	Health Insurance Opt Out	(448)	(4,827)	-	-	-	-	-
1001	42400	421	520515	General Fund	POLICE	Health Insurance Opt Out	(107)	(634)	-	-	-	-	-
1001	42400	101	520520	General Fund	POLICE	Life Insurance Expense	(571)	(288)	(465)	(465)	(465)	(465)	(479)
1001	42400	412	520520	General Fund	POLICE	Life Insurance Expense	(8,099)	(8,718)	(8,742)	(8,742)	(8,742)	(9,021)	(9,292)
1001	42400	421	520520	General Fund	POLICE	Life Insurance Expense	(3,827)	(3,455)	(4,464)	(4,464)	(4,464)	(4,371)	(4,502)
1001	42400	101	520521	General Fund	POLICE	Health Insurance Expense	(102,476)	(51,125)	(95,377)	(95,377)	(95,377)	(80,067)	(82,469)
1001	42400	412	520521	General Fund	POLICE	Health Insurance Expense	(1,385,308)	(1,275,549)	(1,387,385)	(1,387,385)	(1,387,385)	(1,461,590)	(1,534,670)
1001	42400	421	520521	General Fund	POLICE	Health Insurance Expense	(547,603)	(654,514)	(874,238)	(874,238)	(874,238)	(850,494)	(893,019)
1001	42400	101	520522	General Fund	POLICE	Social Security Expense	(9,363)	(3,624)	(3,716)	(3,716)	(3,716)	(8,846)	(9,111)
1001	42400	412	520522	General Fund	POLICE	Social Security Expense	(39,825)	(38,917)	(36,391)	(36,391)	(36,391)	(39,666)	(40,856)
1001	42400	421	520522	General Fund	POLICE	Social Security Expense	(32,665)	(32,854)	(33,663)	(33,663)	(33,663)	(33,304)	(34,303)
1001	42400	101	520523	General Fund	POLICE	Medicare Expense	(7,015)	(5,377)	(6,334)	(6,334)	(6,334)	(6,819)	(7,024)
1001	42400	412	520523	General Fund	POLICE	Medicare Expense	(121,391)	(129,820)	(131,661)	(131,661)	(131,661)	(128,874)	(132,740)
1001	42400	421	520523	General Fund	POLICE	Medicare Expense	(54,422)	(47,563)	(65,044)	(65,044)	(65,044)	(61,013)	(62,843)
1001	42400	101	520524	General Fund	POLICE	Police Pension Contributions	(6,508,618)	(6,420,708)	(6,973,534)	(6,973,534)	(6,973,534)	(7,319,950)	(7,868,946)
1001	42400	101	520527	General Fund	POLICE	IMRF Contributions	(4,887)	(5,408)	(4,999)	(4,999)	(4,999)	(7,933)	(8,171)
1001	42400	412	520527	General Fund	POLICE	IMRF Contributions	(26,298)	(59,913)	(48,952)	(48,952)	(48,952)	(35,571)	(36,638)
1001	42400	421	520527	General Fund	POLICE	IMRF Contributions	(35,795)	(50,703)	(49,254)	(49,254)	(49,254)	(32,580)	(33,557)
1001	42400	101	520532	General Fund	POLICE	SLEP Contributions	(11,150)	-	-	-	-	-	-
1001	42400	101	560651	General Fund	POLICE	Employee Awards Recognition	(623)	-	-	-	-	-	-
SUB-TOTAL FRINGE BENEFITS							(9,178,711)	(8,987,365)	(9,949,219)	(9,949,219)	(9,949,219)	(10,350,564)	(11,036,720)
1001	42400	101	530642	General Fund	POLICE	Background Check	-	-	(5,000)	(5,000)	(3,000)	(5,000)	(5,105)
1001	42400	101	530650	General Fund	POLICE	Conferences Training	(109,031)	(57,202)	(154,125)	(152,125)	(59,605)	(168,080)	(171,610)
1001	42400	101	530657	General Fund	POLICE	Legal Fees	(217)	-	(500)	(500)	(250)	(500)	(511)
1001	42400	101	530660	General Fund	POLICE	General Contractuals	(432,729)	(278,058)	(495,400)	(495,400)	(490,555)	(415,650)	(424,379)
1001	42400	101	530667	General Fund	POLICE	External Support	(147,817)	(145,366)	(152,122)	(152,122)	(149,931)	(139,059)	(141,979)
1001	42400	101	530681	General Fund	POLICE	WSCDC Contract	(507,179)	(596,977)	(632,000)	(632,000)	(632,000)	(841,500)	(859,172)
1001	42400	101	540659	General Fund	POLICE	Lease Payments	(49,685)	(10,200)	(10,800)	(10,800)	(10,500)	(10,800)	(11,027)

VILLAGE OF OAK PARK
FISCAL YEAR 2022 BUDGET
GENERAL FUND - POLICE

Fund	Dept	Program	Account	Description	Department	Description	2019	2020	Original	Amended	Year	2022	2023
							Actual	Actual	2021	2021	End	Adopted	Forecasted
							Budget	Budget	Budget	Budget	Estimate	Budget	Budget
1001	42400	101	540690	General Fund	POLICE	Telecommunication Charges	(2,356)	(3,856)	(4,000)	(6,000)	(4,000)	(4,000)	(4,084)
1001	42400	101	540699	General Fund	POLICE	Hardware Maintenance	(2,141)	(888)	(3,000)	(3,000)	(1,000)	(6,000)	(6,126)
1001	42400	101	550694	General Fund	POLICE	Contractual Disposal Costs	-	(75)	(500)	(500)	-	(5,000)	(5,105)
1001	42400	101	550697	General Fund	POLICE	Contractual Towing & Plowing	(6,873)	(9,510)	(8,000)	(8,000)	(8,000)	(8,000)	(8,168)
SUB-TOTAL CONTRACTUAL SERVICES							(1,258,028)	(1,102,132)	(1,465,447)	(1,465,447)	(1,358,841)	(1,603,589)	(1,637,264)
1001	42400	101	550601	General Fund	POLICE	Printing	(6,954)	(1,644)	(3,000)	(3,000)	(2,200)	(3,000)	(3,063)
1001	42400	101	550602	General Fund	POLICE	Membership Dues	(3,204)	(3,155)	(7,690)	(7,690)	(6,485)	(7,800)	(7,964)
1001	42400	101	550603	General Fund	POLICE	Postage	(2,924)	(2,249)	(3,000)	(3,000)	(3,000)	(3,000)	(3,063)
1001	42400	101	550605	General Fund	POLICE	Travel & Mileage Reimbursement	(402)	(76)	(1,000)	(1,000)	(200)	(1,000)	(1,021)
1001	42400	101	550606	General Fund	POLICE	Books & Subscriptions	(709)	-	(850)	(850)	-	-	-
1001	42400	101	550652	General Fund	POLICE	Legal Postings and Doc. Fees	-	-	-	-	-	-	-
1001	42400	101	550656	General Fund	POLICE	Miscellaneous Expense	(342)	(1,864)	(900)	(900)	(400)	(900)	(919)
1001	42400	101	550663	General Fund	POLICE	Software License Updates	(550)	(608)	(700)	(700)	(608)	(700)	(715)
1001	42400	101	550673	General Fund	POLICE	Repairs	-	-	(1,000)	(1,000)	(500)	(1,000)	(1,021)
1001	42400	101	550689	General Fund	POLICE	Operational Maintenance Support	-	(4,350)	(4,350)	(4,350)	-	(7,000)	(7,147)
1001	42400	101	560616	General Fund	POLICE	Toner Cartridges	(8,491)	(6,000)	(6,500)	(6,500)	(4,500)	(4,500)	(4,595)
1001	42400	101	560620	General Fund	POLICE	Office Supplies	(7,602)	(7,769)	(7,000)	(7,000)	(4,500)	(6,500)	(6,637)
1001	42400	101	560625	General Fund	POLICE	Clothing	(72,285)	(19,981)	(20,600)	(20,600)	(20,600)	(23,000)	(23,483)
1001	42400	412	560625	General Fund	POLICE	Clothing	(82,473)	(82,150)	(80,000)	(80,000)	(75,000)	(80,000)	(81,680)
1001	42400	421	560625	General Fund	POLICE	Clothing	(23,852)	(19,050)	(30,000)	(30,000)	(22,600)	(30,000)	(30,630)
1001	42400	101	560628	General Fund	POLICE	Lab Supplies	(7,697)	(8,105)	(5,000)	(5,000)	(5,000)	(5,000)	(5,105)
1001	42400	101	560631	General Fund	POLICE	Operational Supplies	(43,549)	(43,762)	(58,000)	(58,000)	(57,200)	(58,700)	(59,933)
1001	42400	101	560638	General Fund	POLICE	Special Events	(749)	-	(8,500)	(8,500)	(500)	(8,500)	(8,679)
1001	42400	101	560642	General Fund	POLICE	Basketball Camp Expenses	(1,472)	-	(3,000)	(3,000)	-	(3,000)	(3,063)
1001	42400	101	560651	General Fund	POLICE	Employees Awards Recognition	-	-	(5,100)	(5,100)	(3,311)	(5,500)	(5,616)
1001	42400	101	560655	General Fund	POLICE	Reimbursements	(181)	(5)	(400)	(400)	(400)	(400)	(408)
1001	42400	101	560670	General Fund	POLICE	Equipment Rental	-	-	-	-	-	-	-
SUB-TOTAL MATERIALS & SUPPLIES							(263,436)	(200,768)	(246,590)	(246,590)	(207,004)	(249,500)	(254,740)
1001	42400	101	570710	General Fund	POLICE	Equipment	(15,874)	(16,875)	(82,000)	(82,000)	(55,000)	(37,000)	(37,777)
1001	42400	101	570711	General Fund	POLICE	Software	-	-	(5,200)	(5,200)	-	(5,200)	(5,309)
1001	42400	101	570720	General Fund	POLICE	Computer Equipment	(3,452)	(8,110)	(2,000)	(2,000)	(2,000)	(5,000)	(5,105)
1001	42400	101	570725	General Fund	POLICE	Office Equipment	(928)	(114)	(3,000)	(3,000)	(3,000)	(5,000)	(5,105)
SUB-TOTAL CAPITAL OUTLAY							(20,254)	(25,099)	(92,200)	(92,200)	(60,000)	(52,200)	(53,296)
TOTAL EXPENDITURES							(23,797,822)	(23,438,266)	(26,315,222)	(26,315,222)	(25,220,065)	(27,163,218)	(28,336,606)



HEALTH DEPARTMENT

EXECUTIVE OVERVIEW

DEPARTMENTAL SUMMARY

The Oak Park Health Department has been an Illinois' certified local health department since 1948. It is one of only four municipal certified health departments in suburban Cook County and in the State of Illinois. As such, the Department is required to deliver the ten essential public health services of a local health department:

1. Monitor health status to identify and solve community health problems.
2. Diagnose and investigate health problems and health hazards in the community.
3. Inform, educate, and empower people about health issues.
4. Mobilize community partnerships and action to identify and solve health problems.
5. Develop policies and plans that support individual and community health efforts.
6. Enforce laws and regulations that protect health and ensure safety.
7. Link people to needed personal health services and assure the provision of health care when otherwise unavailable.
8. Assure competent public and personal health care workforce.
9. Evaluate effectiveness, accessibility, and quality of personal and population-based health services.
10. Research for new insights and innovative solutions to health problems.

As a delegate agency for the State of Illinois, a certified health department must maintain qualified staff to carry out public health programming and must complete a community health needs assessment and strategic plan (IPLAN) every five years. The IPLAN for 2016-2021 was completed in 2017 and submitted as part of the State's recertification requirement and is posted on the Village website. The Health Department is scheduled to begin a new community health needs assessment process in late 2020, after receiving an extension from the State of Illinois, due to the COVID-19 pandemic, to submit the IPLAN application and supporting documents by July 20, 2022

A certified local health department is uniquely qualified to deliver Local Health Protection programs which are core public health programs and include food protection and communicable disease control. The Local Health Protection Grant is awarded to every certified health department, annually, to help defray a portion of the costs of carrying out these programs.

Every year, the Health Department receives grants from local and state agencies including Cook County, the Illinois Department of Human Services and the Illinois Department of Public Health (IDPH) to carry out a variety of public health programs. These include:

- Food Protection
- Communicable Disease Prevention and Surveillance
- HIV/AIDs Surveillance
- Childhood Lead Poisoning Prevention
- Illinois Tobacco Free Communities Programming
- West Nile Virus/ Mosquito Prevention Programs
- Body Art (Tattoo) Inspections
- Public Health Emergency Preparedness and Response Activities
- Farmers' Market Double Coupon Incentive Programs

- Rodent Control to the External Environment, and
- Family Case Management

In addition, due to the COVID-19 pandemic the Health Department received addition COVID-19 funding for 2020 and 2021 to support the Village's COVID-19 response.

In addition to delivering grant funded programs, the Health Department is also required to address the health priorities identified by the Department and its community stakeholders in the IPLAN community needs assessment process. The health priorities identified for 2016-2021 are obesity prevalence, chronic disease, youth alcohol and substance abuse, under-addressed mental and behavioral needs, illicit opioid use and needs of people with developmental disabilities. The Health Department collaborates with internal staff and external stakeholders to address the health priorities.

The Health Department staff consists of the Public Health Director, two (2) Environmental Health Practitioners ('Sanitarians'), one (1) full-time Public Health Nurse, two (2) part—time contracted public health nurses, one (1) full-time Public Health Advisor, one (1) Administrative Assistant, one (1) full-time Grants Coordinator, one (1) full-time Emergency Preparedness and Response Coordinator and one (1) Animal Control Officer. The Department also contracts with the PCC Wellness Center for required Medical Consultation by Paul Luning, MD, MPH and with an Illinois licensed Pest Control Company for additional rat control resources.

The Department is responsible for management of animal control. The Department provides monitoring and oversight of the Village's agreement with the Animal Care League, first entered into in 2007 and renewed most recently in 2017 for a period of five years, which provides care for impounded animals, redemption of animals as well as adoption services.

The Oak Park Farmers' Market and its part-time seasonal staff also are managed by the Health Department. The Farmers' Market which runs from mid-May through the end of October annually has staff including a Market Manager and Market Assistants.

There are two advisory bodies that work under the Health Department, the Board of Health and the Farmers' Market Commission. The Board of Health has seven members and serves as an advisory body to the Director of Public Health and makes recommendations on issues related to disease prevention and health promotion. The Farmers' Market Commission has eleven members and works closely with the Market Manager. The Commission coordinates special events, helps publicize the market, volunteers on market Saturdays and recommends any changes in operating policies and/or regulations to the Market Manager, Director of Public Health and Village Board.

2021 ACCOMPLISHMENTS

Administration

- A new Health Department Director joined the Health Department in May of 2021
- The Health Department received approval for two new supervisor positions, one over environmental health and one over community health
- In collaboration with the EOC, the Health Department responded to the COVID-19 pandemic, hosting mass vaccination events, mobile vaccination events, and activities to address vaccine hesitancy.

Food Program

- The Health Department is contracting with consultants to aid in conducting food inspections. Due to the pandemic, the Health Department is behind in the number of food inspection it normally conducts.

Animal Control

- 3000 dog tags were issued

Grants

- The Village entered into grant agreements with the Illinois Department of Public Health, the Illinois Department of Human Services, the Cook County Health Department, the Public Health Institute of Metro Chicago and other grantors for a total of approximately \$839,000 in potential grant revenue.

Farmers' Market

- The Farmers' Market had another successful year, despite the COVID-19 pandemic. The Village's Farmers' Market Commission, Market Manager and Customer Development Services Assistant Director adjusted/modified the market's layout, processes and procedures based on State of Illinois and CDC COVID-19 guidance to provide a market that was profitable to market vendors & church donut sales and was made safe and enjoyable for all market vendors, staff and customers.
- The Village received an additional \$13,000 in CDBG funding to help support the Double Value Coupon Program for Link customers. In addition, the Village received \$9,000 in grant funds from the Shawnash Institute to support the Double Value Coupon program for Link customers. This program provides a \$25 match per market to patrons that use Supplemental Nutrition Program monies to purchase link-eligible products from vendors at the farmers' market.

Communicable Disease

- The Communicable Disease Division responded to the COVID-19 pandemic by learning more about how the disease spreads and affects people and the Oak Park community. COVID-19 communicable disease responsibilities included surveillance of all Oak Park resident cases, case tracing of close-contacts and professional prompt consultation with residents, local community partners and County, State and Federal health officials. The Communicable Disease staff helped frontline healthcare workers, community partners and the public to protect themselves and save lives.
- Communicable Disease staff provided mandated certified Health Department surveillance services for reportable communicable diseases occurring in any Oak Park resident and Sexually Transmissible Illness positive lab resulting for any person treated by an Oak Park health care provider. In a normal year, the Communicable Disease Nurses provided professional surveillance and follow-up approximately 100 communicable disease cases for Oak Park residents and approximately 750 sexually transmitted illness cases. In 2020, the Public Health Nurses responded to over 575 COVID-19 cases through September 1. COVID-19 response included COVID-19 positive case follow-up and all associated contact tracing with cases.
- Communicable Disease staff managed multiple communicable disease outbreaks that affected Oak Park institutional facilities including at Oak Park schools, assisted living facilities, long-term care facilities. The Deputy Chief of Infectious Disease played an important role in managing COVID-19 outbreaks at the Village's long-term-care and assisted living facilities.
- The Communicable Division coordinated an annual employee flu clinic for 120 Village employees, providing convenient and free flu vaccinations to employees.
- The Communicable Disease program worked closely with several Oak Park schools, students, parents and close contacts to provide for education, surveillance and consultation on communicable disease cases at Oak Park schools.

Emergency Preparedness

- The Emergency Preparedness program successfully completed the annual IDPH Medical Counter Measures - Operational Readiness Review (MCM ORR). An annual self-assessment of how well the Village is prepared to conduct medical countermeasure operations meant to dispense medication or vaccinate 51,878 residents within 48 hours.
- Recruitment efforts were successful in increasing membership in the CERT (Community Emergency Response Team) and MRC (Medical Reserve Corps) volunteer groups. As of

August 21, 2020, the Village had 86 members between the two volunteer groups, and numbers are expected to rise as the response to COVID-19 continues.

- Emergency Preparedness provided various trainings for CERT and MRC volunteers. Prior to the onset of COVID-19, these groups were meeting and training bimonthly. Members are trained to volunteer to assist the Police and Fire Departments with traffic control and have been activated as part of the response to COVID-19. Volunteers served as temperature screeners for Village Hall employees, as well as screening employees and volunteers at weekly Farmers Market. Volunteers are also trained as contact tracers and will continue to be involved in the Health Department's COVID-19 response, including staffing vaccination Point of Dispensing.
- Provided all deliverables in support of the Public Health Emergency Preparedness (PHEP) Grant and the Cities Readiness Initiative (CRI) Grant, and successfully applied and are awaiting State approval for FY21.
- The community emergency preparedness was enhanced through reinstating regular Community Stakeholder Emergency Planning Meetings which include participation from both internal staff stakeholders and external stakeholders such as schools, hospitals, utilities and other public health organizations. These meetings were very successful in information sharing and collaboration during the initial response to COVID-19.

2022 WORK PLAN

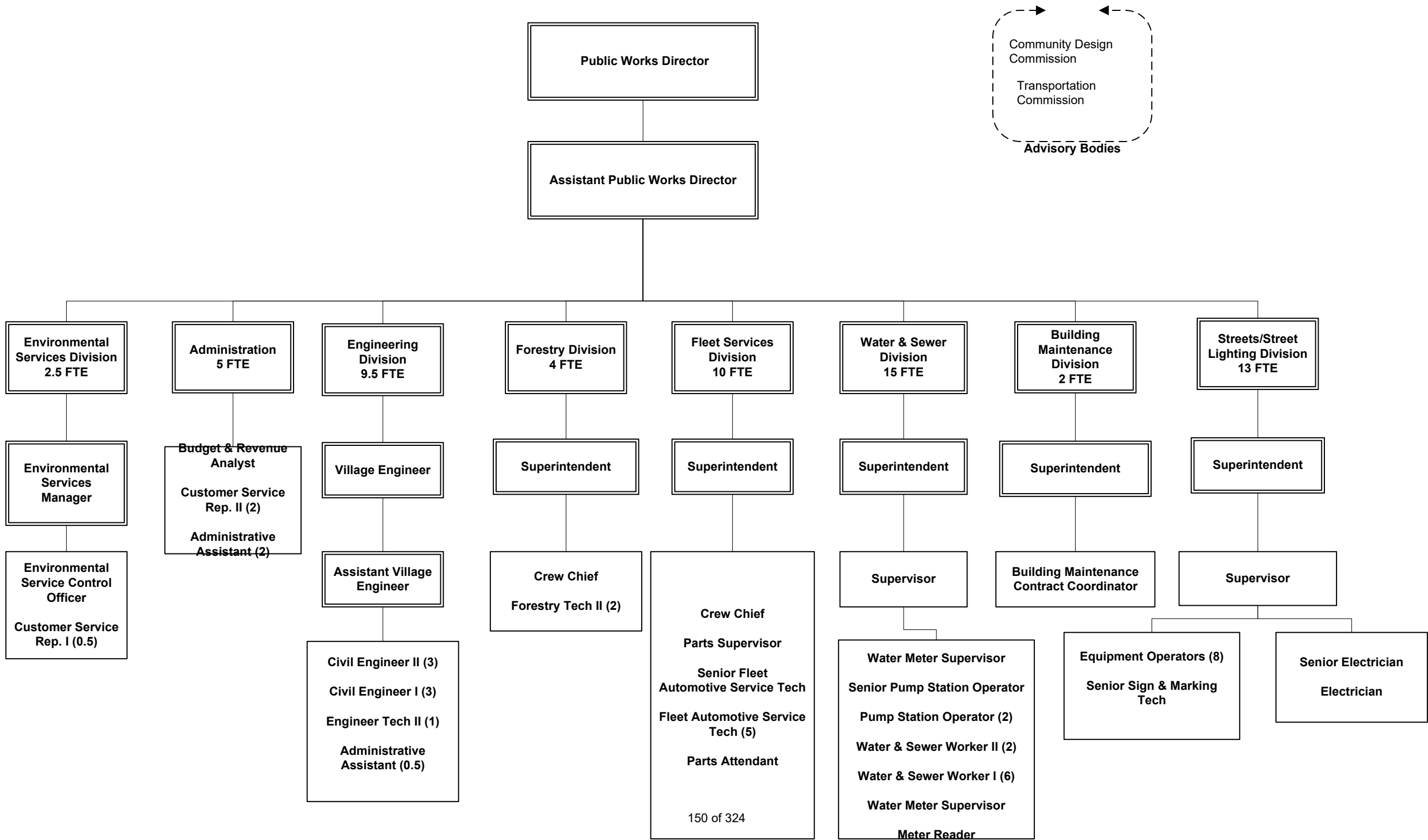
- The Health Department will continue to work collaboratively with all Village Departments on a coordinated a comprehensive response to the COVID-19 pandemic. The response will include, but not limited to, internal stakeholder meetings, external partner meetings, routine testing bulletins, timely public health orders and public health guidance. Plus, expert education and consultation to residents, businesses and community partners. The response activities will be extensive and likely require the Health Department to reprioritize goals and objectives as necessary in order to respond quickly and efficiently to the pandemic.
- To create new and build upon relationships with local social service providers and medical providers to create a network of care for those families participating in the Family Case Management and High-Risk Infant Follow-up programs. The Health Department will work closely with the Collaboration for Early Childhood on this objective.
- Begin the two-year process of becoming an accredited health department. Oak Park Health Department is one of only 12% of local health departments that is not accredited by the national accreditation body. We aim to begin the process so that we can have a Certified and accredited health department by 2024.
- Explore federal grants that provide staffing support to local health departments. There are an array of services that Oak Park's Health Department currently cannot provide, that would be in the best interest of our residents if we did provide. Utilizing resources offered from the federal government to serve staff extenders will be a great way to expand our services at a minimal cost.
- The Food Protection Program is to be fully compliant with all Local Health protection requirements

VILLAGE OF OAK PARK
FISCAL YEAR 2022 BUDGET
GENERAL FUND - HEALTH SERVICES

Fund	Dept	Program	Account	Description	Department	Description	2019	2020	Original	Amended	Year	2022	2023	
							Actual	Actual	Budget	Budget	End	Adopted	Forecasted	
1001	44550	101	510501	General Fund	HEALTH - Health Services	Regular Salaries	(286,586)	(315,267)	(299,059)	(352,665)	(352,665)	(416,200)	(428,686)	
1001	44550	612	510501	General Fund	HEALTH - Health Services	Regular Salaries	(114,801)	(117,519)	(120,391)	(151,391)	(120,391)	(193,943)	(199,761)	
1001	44550	613	510501	General Fund	HEALTH - Health Services	Regular Salaries	(45,706)	(93,221)	(110,833)	(147,833)	(110,833)	(177,379)	(182,700)	
1001	44550	615	510501	General Fund	HEALTH - Health Services	Regular Salaries	(40,749)	(41,508)	(41,904)	(41,904)	(41,904)	(42,952)	(44,241)	
1001	44550	101	510501	General Fund	HEALTH - Health Services	Regular Salaries	-	(87)	-	-	-	-	-	
1001	44550	612	510503	General Fund	HEALTH - Health Services	Overtime	(406)	(137)	(2,600)	(2,600)	(5,000)	(5,000)	(5,150)	
1001	44550	615	510503	General Fund	HEALTH - Health Services	Overtime	(1,222)	(273)	(433)	(433)	(433)	(500)	(515)	
1001	44550	101	510999	General Fund	HEALTH - Health Services	Grant Admin. - Salaries	240,772	409,836	358,806	358,806	358,806	358,806	369,570	
SUB-TOTAL PERSONAL SERVICES							(248,698)	(158,176)	(216,414)	(338,020)	(272,420)	(477,168)	(491,483)	
1001	44550	612	510506	General Fund	HEALTH - Health Services	Equip Allow (Auto,Phone,Tools)	(278)	-	(882)	(882)	(882)	(882)	(882)	
1001	44550	613	510506	General Fund	HEALTH - Health Services	Equip Allow (Auto, Phone, Tools)	(38)	-	(504)	(504)	(504)	(504)	(504)	
1001	44550	612	510509	General Fund	HEALTH - Health Services	Comp Time Payout	-	(30)	-	-	-	-	-	
1001	44550	101	510519	General Fund	HEALTH - Health Services	Vacation Time Payout	-	(17,533)	-	-	-	-	-	
1001	44550	613	510519	General Fund	HEALTH - Health Services	Vacation Time Payout	(1,233)	-	-	-	-	-	-	
1001	44550	613	520515	General Fund	HEALTH - Health Services	Health Insurance Opt Out	-	(286)	-	-	-	-	-	
1001	44550	101	520520	General Fund	HEALTH - Health Services	Life Insurance Expense	(187)	(167)	(372)	(372)	(372)	(465)	(465)	
1001	44550	612	520520	General Fund	HEALTH - Health Services	Life Insurance Expense	(187)	(188)	(186)	(225)	(186)	(279)	(279)	
1001	44550	613	520520	General Fund	HEALTH - Health Services	Life Insurance Expense	(70)	(94)	(147)	(186)	(147)	(147)	(147)	
1001	44550	615	520520	General Fund	HEALTH - Health Services	Life Insurance Expense	(93)	(94)	(93)	(93)	(93)	(93)	(93)	
1001	44550	101	520521	General Fund	HEALTH - Health Services	Health Insurance Expense	(26,558)	(22,536)	(25,988)	(25,988)	(25,988)	(90,678)	(95,212)	
1001	44550	612	520521	General Fund	HEALTH - Health Services	Health Insurance Expense	(15,835)	(18,125)	(17,069)	(27,069)	(17,069)	(64,246)	(67,458)	
1001	44550	613	520521	General Fund	HEALTH - Health Services	Health Insurance Expense	(4,339)	(13,369)	(27,199)	(37,199)	(27,199)	(13,290)	(13,955)	
1001	44550	615	520521	General Fund	HEALTH - Health Services	Health Insurance Expense	-	-	-	-	-	-	-	
1001	44550	101	520522	General Fund	HEALTH - Health Services	Social Security Expense	(17,524)	(20,352)	(18,542)	(21,866)	(21,866)	(25,804)	(26,578)	
1001	44550	612	520522	General Fund	HEALTH - Health Services	Social Security Expense	(6,971)	(6,999)	(7,625)	(9,386)	(7,625)	(12,024)	(12,385)	
1001	44550	613	520522	General Fund	HEALTH - Health Services	Social Security Expense	(2,875)	(5,585)	(6,872)	(9,166)	(6,872)	(10,997)	(11,327)	
1001	44550	615	520522	General Fund	HEALTH - Health Services	Social Security Expense	(2,533)	(2,590)	(2,625)	(2,625)	(2,625)	(2,663)	(2,743)	
1001	44550	101	520523	General Fund	HEALTH - Health Services	Medicare Expense	(4,098)	(4,760)	(4,336)	(5,113)	(5,113)	(6,035)	(6,216)	
1001	44550	612	520523	General Fund	HEALTH - Health Services	Medicare Expense	(1,630)	(1,637)	(1,783)	(2,195)	(1,783)	(2,812)	(2,896)	
1001	44550	613	520523	General Fund	HEALTH - Health Services	Medicare Expense	(672)	(1,306)	(1,607)	(2,144)	(1,607)	(2,572)	(2,649)	
1001	44550	615	520523	General Fund	HEALTH - Health Services	Medicare Expense	(592)	(606)	(614)	(614)	(614)	(623)	(642)	
1001	44550	101	520527	General Fund	HEALTH - Health Services	IMRF Contributions	(18,621)	(29,508)	(24,942)	(29,413)	(29,413)	(23,141)	(23,835)	
1001	44550	612	520527	General Fund	HEALTH - Health Services	IMRF Contributions	(7,135)	(9,888)	(9,648)	(12,626)	(9,648)	(10,377)	(10,688)	
1001	44550	613	520527	General Fund	HEALTH - Health Services	IMRF Contributions	(3,061)	(8,242)	(9,244)	(12,329)	(9,244)	(9,862)	(10,158)	
1001	44550	615	520527	General Fund	HEALTH - Health Services	IMRF Contributions	(2,647)	(3,700)	(3,531)	(3,531)	(3,531)	(2,388)	(2,460)	
1001	44550	101	520999	General Fund	HEALTH - Health Services	Grant Admin. - Benefits	8,288	97,193	40,242	40,242	40,242	40,242	41,449	
SUB-TOTAL FRINGE BENEFITS							(108,889)	(70,402)	(123,567)	(163,284)	(132,139)	(239,640)	(250,122)	
1001	44550	612	530650	General Fund	HEALTH - Health Services	Conferences Training	(2,703)	(242)	(1,944)	(1,944)	(1,000)	(1,944)	(1,985)	
1001	44550	613	530650	General Fund	HEALTH - Health Services	Conferences Training	(473)	(11)	(1,894)	(1,894)	(1,000)	(1,894)	(1,934)	
1001	44550	615	530650	General Fund	HEALTH - Health Services	Conferences Training	-	-	(500)	(500)	(250)	(500)	(511)	
1001	44550	101	530667	General Fund	HEALTH - Health Services	External Support	-	(702)	(6,700)	(22,700)	(30,000)	(15,700)	(16,030)	
1001	44550	612	530667	General Fund	HEALTH - Health Services	External Support	(21,199)	(21,200)	(21,620)	(33,540)	(33,540)	(33,000)	(33,693)	
1001	44550	613	530667	General Fund	HEALTH - Health Services	External Support	-	(7,920)	-	-	-	-	-	
1001	44550	615	530667	General Fund	HEALTH - Health Services	External Support	(115,624)	(121,489)	(124,221)	(124,221)	(124,221)	(127,500)	(130,178)	
SUB-TOTAL CONTRACTUAL SERVICES							(139,999)	(151,564)	(156,879)	(184,799)	(190,011)	(180,538)	(184,329)	
1001	44550	612	550601	General Fund	HEALTH - Health Services	Printing	(122)	(194)	(400)	(400)	(400)	(400)	(408)	
1001	44550	615	550601	General Fund	HEALTH - Health Services	Printing	(180)	(1,373)	(300)	(300)	(300)	(300)	(306)	
1001	44550	101	550602	General Fund	HEALTH - Health Services	Membership Dues	(461)	(410)	(750)	(750)	(750)	(750)	(766)	
1001	44550	612	550602	General Fund	HEALTH - Health Services	Membership Dues	(165)	(332)	(625)	(625)	(625)	(625)	(638)	
1001	44550	101	550603	General Fund	HEALTH - Health Services	Postage	(404)	(445)	(400)	(400)	(600)	(600)	(613)	
1001	44550	615	550603	General Fund	HEALTH - Health Services	Postage	(1,688)	-	(2,500)	(2,500)	(2,000)	(2,500)	(2,553)	
1001	44550	101	550605	General Fund	HEALTH - Health Services	Travel & Mileage Reimbursement	-	-	(200)	(200)	(200)	(200)	(204)	

VILLAGE OF OAK PARK
 FISCAL YEAR 2022 BUDGET
 GENERAL FUND - HEALTH SERVICES

<u>Fund</u>	<u>Dept</u>	<u>Program</u>	<u>Account</u>	<u>Description</u>	<u>Department</u>	<u>Description</u>	<u>2019</u> <u>Actual</u>	<u>2020</u> <u>Actual</u>	<u>Original</u> <u>2021</u> <u>Budget</u>	<u>Amended</u> <u>2021</u> <u>Budget</u>	<u>Year</u> <u>End</u> <u>Estimate</u>	<u>2022</u> <u>Adopted</u> <u>Budget</u>	<u>2023</u> <u>Forecasted</u> <u>Budget</u>
1001	44550	612	550605	General Fund	HEALTH - Health Services	Travel & Mileage Reimbursement	(58)	-	(100)	(100)	(100)	(100)	(102)
1001	44550	613	550605	General Fund	HEALTH - Health Services	Travel & Mileage Reimbursement	(228)	-	(250)	(250)	(250)	(250)	(255)
1001	44550	101	560620	General Fund	HEALTH - Health Services	Office Supplies	-	(839)	(1,500)	(1,500)	(1,000)	(1,500)	(1,532)
1001	44550	615	560625	General Fund	HEALTH - Health Services	Clothing	(464)	(274)	(560)	(560)	(560)	(560)	(572)
1001	44550	101	560631	General Fund	HEALTH - Health Services	Operational Supplies	(1,500)	(414)	-	-	-	-	-
1001	44550	612	560631	General Fund	HEALTH - Health Services	Operational Supplies	(487)	-	(500)	(500)	(500)	(500)	(511)
1001	44550	613	560631	General Fund	HEALTH - Health Services	Operational Supplies	(2,075)	(1,488)	(2,500)	(2,500)	(2,500)	(3,000)	(3,063)
1001	44550	615	560631	General Fund	HEALTH - Health Services	Operational Supplies	(1,365)	(1,419)	(1,500)	(1,500)	(2,000)	(2,000)	(2,042)
SUB-TOTAL MATERIALS & SUPPLIES							(9,197)	(7,188)	(12,085)	(12,085)	(11,785)	(13,285)	(13,564)
TOTAL EXPENDITURES							(506,783)	(387,330)	(508,945)	(698,188)	(606,355)	(910,631)	(939,499)



Public Works Director

Assistant Public Works Director

Community Design Commission
 Transportation Commission
Advisory Bodies

**Environmental Services Division
2.5 FTE**

Environmental Services Manager

**Environmental Service Control Officer
Customer Service Rep. I (0.5)**

**Administration
5 FTE**

**Budget & Revenue Analyst
Customer Service Rep. II (2)
Administrative Assistant (2)**

**Engineering Division
9.5 FTE**

Village Engineer

Assistant Village Engineer

**Civil Engineer II (3)
Civil Engineer I (3)
Engineer Tech II (1)
Administrative Assistant (0.5)**

**Forestry Division
4 FTE**

Superintendent

**Crew Chief
Forestry Tech II (2)**

**Fleet Services Division
10 FTE**

Superintendent

**Crew Chief
Parts Supervisor
Senior Fleet Automotive Service Tech
Fleet Automotive Service Tech (5)
Parts Attendant**

150 of 324

**Water & Sewer Division
15 FTE**

Superintendent

Supervisor

**Water Meter Supervisor
Senior Pump Station Operator
Pump Station Operator (2)
Water & Sewer Worker II (2)
Water & Sewer Worker I (6)
Water Meter Supervisor
Meter Reader**

**Building Maintenance Division
2 FTE**

Superintendent

Building Maintenance Contract Coordinator

**Equipment Operators (8)
Senior Sign & Marking Tech**

**Streets/Street Lighting Division
13 FTE**

Superintendent

Supervisor

**Senior Electrician
Electrician**

PUBLIC WORKS

EXECUTIVE OVERVIEW

DEPARTMENTAL SUMMARY

The Department of Public Works is charged with a wide range of tasks associated with the Village's infrastructure. In addition to the more traditional infrastructure-related duties such as street maintenance, safe drinking water delivery, sewer collection, and capital improvements, Divisions within the Department also maintain the Village's extensive urban forest, manage refuse and recycling collections, and maintain traffic signals and streetlights. Public Works staff is also responsible for maintaining all municipal facilities and equipment, including vehicles for Police, Fire, and Park District as well as its own vehicles.

The Department resources include the General Fund, Water and Sewer Fund, Capital Improvements Fund, Motor Fuel Tax Fund and Environmental Services Fund.

Services are provided through the following Divisions: Administration, Engineering, Streets Services, Fleet Services, Building Maintenance, Street Lighting, Forestry, Water and Sewer and Environmental Services.

The Department maintains approximately 103 center line miles (250 lane miles) of streets, 51 miles of alleys, approximately 235 miles of sidewalks, 43 traffic signal intersections (15 of those are maintained for the Illinois Department of Transportation), over 5,000 street lights, 1,000 alley lights and nearly 19,000 trees.

In addition, the Department maintains 212 Village vehicles and equipment, 105 miles of watermains, 3 water pumping stations, over 13,000 water services, 1,200 fire hydrants, 1,350 water valves, 104 miles of sewers, 6,500 catch basins and 2,000 manholes.

2021 ACCOMPLISHMENTS

Administration Division

- The Customer Service Call Center located at the Public Works Center is on pace to make over 40,000 customer contacts throughout 2021. These contacts consist of phone calls, voice mails, emails and in-person contacts generating approximately 9,000 work orders.
- Approximately 4,000 invoices will be processed through the accounts payable process.
- Over 250 Block Parties will be processed this year.

Engineering Division

- Oversaw construction of the Oak Park Avenue water, sewer, and street resurfacing projects.
- Worked with large private developments including American House (senior living), Pete's Fresh Market, 435 Madison, 835 Lake St, and 203 S. Marion for the plan development process, permit reviews, utility relocations, and building construction.
- Successfully designed and managed the sidewalk improvement project and local street resurfacing project.
- Completed design of the LeMoyne Parkway relief sewer project and Forest Avenue and Ontario Street traffic calming, lighting, and landscaping project for award in the fall of 2021.
- Managed a variety of consulting firms and selected consultants for future task order engineering contracts to design and manage future projects.
- Assisted the Transportation Commission in developing recommendations for changes to the traffic calming petition process and selected a consultant to help with the current backlog of petitions due to COVID-19.
- Worked with CMAP and their consultants to complete the pavement condition inventory and develop a long term plan for pavement management and CIP planning.
- Assisted in development of the 2022 Capital Improvement Program and Budget.
- SMART Cities Initiatives
 - The Division and a consultant administered a large volume of permits for work in the public right of way including utility permits for small cells for 5G.
 - Completed the installation of the Village owned fiber optic ring
 - Continued management of the traffic management software

Street Division

- The Division continued to make the safe travel of Village streets a priority:
 - During a tough February, the Department was able to keep the streets clear and ice free while making the alleys passable within an acceptable timeframe. This was done despite a salt supply shortage during the worst of the snow events.
 - Snow Events during the COVID-19 epidemic were effective without exposing our work force to unnecessary risk.
 - Continued regular pavement maintenance such as, pothole repair, bluestone and brick paver upkeep using both in house and contractual staff.
 - In-house staff completed more utility patching restorations in 2021 than in any previous year.

- Replacement of faded/unreadable/low reflective signage Village wide and the rapid replacement of damaged STOP and other regulatory signs continued to be a priority.
- The Division continued to keep the Village clean and beautiful:
 - Kept the streets clean and inlets clear of debris through in-house supplemental street sweeping to assist the contractor with permit and business areas.
 - Timely upkeep and maintenance activities of business district areas, viaducts and throughout the Village with in-house litter removal, trash container emptying and regular sidewalk power washing.
 - Successfully worked with local businesses to power wash and seal the bluestone sidewalks in Downtown Oak Park and the Pleasant District areas.
 - Streets Division staff dismantled and reassembled outdoor dining areas several times in order to maintain outdoor dining for restaurants during the project.
 - In response to the high incidences of graffiti, worked closely with the Community Relations Department to identify and address the vandalism. Response time was prioritized and improved.
 - Power washed sidewalks in-house that were previously contracted out. This work was done in sections in the early morning hours as to not disturb residents at night or the businesses during the day.
- SMART Cities Initiatives
The use of live weather data and vehicle GPS information to manage snow mitigation operations.

Street Lighting Division

- The Senior Electrician completed his second year of a three-year American Public Works Association (APWA) Road Scholar course that covers many of the different skills that encompasses what Public Works does. A second electrician completed the International Municipal Signal Association's (IMSA) recertification training on level two and certified for level three on Traffic Control Cabinets.
- Made timely repairs on streetlight and traffic signals and responded to JULIE Locates.
- SMART Cities Initiatives
 - Retrofitted Metal Halide lights with LEDs along 100 N. Marion and Westgate.
 - Continued to upgrade incandescent traffic signals to LED.
 - Equipped three Traffic Signal Cabinets with Uninterrupted Power Supplies to allowing these traffic signals to continue operating during power outages.
 - Worked with the Fire Department for implementation of GPS functioning emergency traffic signal pre-emption.

Fleet Services Division

- Maintained the Automotive Service Excellence (ASE) Blue Seal Certification for Fleet Services Division.
- Between June 2020 to June 2021, 8600 pounds of scrap metal has been recycled utilizing the container centrally located in Fleet Services.

- Through online auction proceeds Fleet has recouped almost \$22,000 from surplus vehicle/equipment disposal.
- Expanding the Village's green fleet by adding six hybrid police vehicles, the highest users of fuel.
- Repurposed three decommissioned squad cars into unmarked units, replacing one eighteen-year-old, one sixteen-year-old, and one thirteen-year-old unmarked units.
- Completed repurposing of an underutilized vehicle into a mobile COVID-19 vaccination unit.
- Replaced 8 pieces of equipment per the 2021 Fleet Replacement Program:
 - Purchased six Hybrid Police vehicles, replacing six ICE vehicles.
 - Purchased one street sweeper, replacing a seventeen-year-old unit.
 - Purchased one Hybrid Parking Enforcement vehicle, replacing one ICE vehicle.
- SMART Cities Initiatives
 - Fleet Services collects data from three telematics platforms. This data is used for verifying equipment requirements and ensuring proper operation of said equipment. Telematics also show comparisons of new technologies to legacy equipment. Example: New hybrid squad cars have shown a doubling to tripling of MPG compared to their ICE counterparts.
 - Fleet Services monitors the EV charging stations, helping collect data on usage of stations helping direct expansion of the Village's EV charging options. Example: Through usage reports it was shown the stations located on North Blvd. had an average monthly session count of 275 sessions. This data showed the benefit to the Village taking ownership and maintenance of said units as opposed to the previous owners abandoning and removing these stations.

Building Maintenance Division

- Worked closely in conjunction with the Village Manager's Office throughout the early part of 2021 during the COVID-19 pandemic to ensure continued safe operations. Some specific improvements and modifications included:
 - Installation of tempered safety glass at the cashier's office service window and at the Adjudication service window.
 - Installation of permanent glass and header structure to protect staff from the public in the Development Customer Service area at Village Hall.
 - Installation of new custom doorways just outside the Cashier's Office and the Adjudication Office to provide a more secure separation between staff and the public in the Village Hall main entrance area at the top of the stairs.
 - Continuation of a recurring deep cleaning service for the Police Department and the Public Works Center.
 - Installation of new air filtration and air purification equipment in the air handling units for the Police Dept. and 1st and 2nd floors of Village Hall.
- Staff issued a Request for Proposals for the South Fire Station Restroom, Locker Room and Bunk Room Renovations Project, and received five proposals from architectural firms.
 - Design documents are scheduled to be completed and ready for bidding by mid-October.
 - Bids will be solicited from general contractors in late 2021 for an early 2022 project start date.

- After several delays the Police Dept. Firing Range Ventilation System was installed correctly and passed all required testing and balancing efforts.
- Numerous various repairs were completed at all Village facilities. Some specific projects include:
 - Village Hall roof leaks were repaired in July.
 - Electrical wiring for the ceiling light fixtures in room 101 at Village Hall was replaced.
 - Contractor SIEMENS addressed several HVAC issues at the Public Works Center.
 - Various plumbing fixtures and sections of pipe were replaced in the lower level of PWC to repair leaks.
 - Efforts continued throughout 2021 to repair light fixtures at the Metra station, and lights along the ramps and in the lobby were repaired.
- SMART Cities Initiatives
 - Continued conversion of the Village Hall pneumatic HVAC control system to digital with the installation of new software and alarm notifications.
 - Continued use of the computerized Building Automation Systems at Village Hall and Public Works which operate the heating, ventilation and air conditioning systems.

Forestry Division

- Completed the hiring of a new Forestry Superintendent
- The Division and its contractors pruned approximately 6,000 parkway trees in the north third of the Village (Chicago Ave to North Ave.) through the Village's Parkway Tree Cycle Pruning Program.
- The Division and its contractors removed approximately 275 parkway trees across the village that were dead, diseased or otherwise in decline.
- Planted a diverse mix of 415 high-performing, properly sited parkway trees throughout the Village and maintained them with contracted watering crews.
- Maintained over 180 permanent landscape areas and planting and maintained over 435 planters in 12 Business Districts throughout the Village.
- Re-inventoried one third of the Village's Urban Forest.
- Received Accreditation from Tree City USA.
- Continued care and maintenance of two bee hives on the roof of the Public Works Center and two hives on the roof of Village Hall.
- Assisted the Village of Woodridge through an Illinois Public Works Mutual Aid Network coordinated disaster response following a tornado in the community in late June.
- SMART Cities Initiatives
 - Manage the urban forest with the use of an online GIS based inventory.

2022 WORK PLAN

Administration Division

- Continue to provide exceptional Customer Service by managing requests and work orders through the Request for Action (RFA) database.
- Work closely with the Development Customer Service Department to formally cross train Customer Service staff to create a more flexible workforce.
- Complete performance measures and monthly reporting.
- Host a Public Works Open House as part of the Earth Fest event.
- Coordinate regular safety meetings for the Department
- Provide opportunities for continued professional growth of the staff utilizing professional organizations.
- SMART Cities Initiatives
 - Investigate and select a new Customer Service Request management system for implementation in FY22 Q4 or FY23 Q1.

Engineering Division

- Design and manage the 2022 Capital Improvement Program.
- Oversee the construction of the Madison Street streetscape project and coordinate construction with Pete's Fresh Market and American House senior living projects.
- Finish planning and design with a consultant for the Oak Park Avenue streetscape project in the Hemingway Business District.
- Start design and planning for the North Avenue Streetscape project.
- Work with Transportation Commission to improve pedestrian safety based on vision zero strategies.
- Work with consultant and Transportation Commission review and process traffic calming petition backlog.
- Start design of the Austin Blvd. and Division Street resurfacing and sewer projects.
- Select a consultant for the Home Avenue Bridge Deck Replacement preliminary design.
- Continue to coordinate with private development construction projects such as American House (senior living), Pete's Fresh Market, 435 Madison, 835 Lake St, and 203 S. Marion to minimize impacts to the community.
- Continue to review and administer permits for private work in the public right of way.
- SMART Cities Initiatives
 - Work with consultant for the Cap the Ike planning study.
 - Work with Transportation Commission to improve pedestrian safety based on vision zero strategies.
 - Continued management of the traffic management software

Street Division

- Continue safety and equipment training for staff.
- Perform daily litter collection and public refuse container emptying with quick response times.
- Perform Business District Sidewalk Pressure Washing in house making the scheduling of the work more flexible with problem areas to be done with more frequency.
- Increase the proportion of pavement restorations done by in-house staff over contractors.
- Supplement contracted street sweeping with in-house staff in permit areas.

- Continue the immediate removal of graffiti and dead wildlife.
- Continue the immediate clean-up of vehicle accident sites.
- SMART Cities Initiatives
 - Continue to improve the Department's response to snow mitigation through the use of new technology and training.

Street Lighting Division

- Continue to repair street light and traffic signal outages in a timely manner.
- Continue to do J.U.L.I.E. Locating in a timely fashion.
- Continue training and certification to stay up to date with the changing traffic control and street lighting technologies.
- SMART Cities Initiatives
 - Continue upgrading Traffic Signal Cabinets.
 - Continue to upgrade our street lighting system to energy efficient LED lighting.
 - Work with the Fire Department to seek additional opportunities for implementation of GPS functioning emergency traffic signal pre-emption.

Fleet Services Division

- Evaluate adding additional electric or other alternative fuel vehicles, to expand the Village Green Fleet, while remaining fiscally responsible.
- Maintain Fleet Services ASE Blue Seal of Excellence classification.
- Complete hands on inventory of the parts department.
- Continue to search for increased educational opportunities to improve our employee's skill sets, both soft and technical.
- Add another Emergency Vehicle Technician (EVT) Master Technician certification to the Fleet Services Division.
- Add another ASE Master Technician certification to Fleet Services.
- Complete reevaluation of the entire village fleet.
- Collaborate with divisions on their needs and wants, then spec out and replace or rebuild 20 pieces of equipment with Village Board approval of Fleet Replacement fund.
- SMART Cities Initiatives
 - Expand the use of Telematics in Village equipment to other divisions helping Fleet evaluate new technologies, usage and needs, as well as provide coaching for proper vehicle usage.
 - Continue to collect and examine data on EV charging station usage helping to direct resources to the most appropriate locations.
 - Research and evaluate a more intuitive and user-friendly Fleet Asset Management software program, to better evaluate and manage the Village's diverse fleet of equipment using predictive analytics.

Building Maintenance Division

- Work closely with the Village Manager's Office throughout 2022 to assist and support staff with addressing COVID-19 pandemic concerns to ensure the safest possible operations within Village Hall and all other Village owned facilities for all staff and the public.
- In early 2022, the Village will enter into an Independent Contractor Agreement with a general contractor to begin the South Fire Station Restroom, Locker Room and Bunk Room

Renovations Project. Building Maintenance will work closely with Fire Dept. staff to manage the project and to ensure the project is completed on time and within budget.

- Work closely with the Building Maintenance contractor to ensure all Building Maintenance operations and responsibilities are successfully met and completed
- Instill a more pro-active approach in planning maintenance and repairs
- Monitor and ensure successful and timely procurement of needed building materials and supplies.
- Ten CIP Building Improvement Fund projects are planned for 2022:
 - Renovations to the women's bunk room at the main fire station
 - Renovations to the locker room, bunk room and restroom at the south fire station
 - Boiler replacement at the north fire station
 - Ventilation improvements in the employee lounge restrooms at Village Hall
 - Wash bay floor drain upgrades at the Public Works Center
 - Various electrical upgrades in the Police Dept.
 - Courtyard wood replacement at Village Hall
 - Engineering services to design a new entranceway at Village Hall main entrance
 - Engineering services to design a new digital control system for Village Hall HVAC
 - Various roof repairs (as needed)
- SMART City Initiatives
 - Security improvements at the Metra station.
 - Continued use of the computerized Building Automation Systems at Village Hall and Public Works which operate the heating, ventilation and air conditioning systems.

Forestry Division

- Maintain the Village urban forest in a safe, competent, and timely manner.
- Improve the quality of the urban forest and reduce resident request-based work by continuing the three-year pruning cycle including all trees over 2".
- Development of new Standard Operating Procedures for safe work practices.
- Provide cross training opportunities for Public Work's employees in other divisions.
- Evaluate performance of both contractors and division staff for different types of work.
- Strive for continuous improvement to the Village owned landscapes in the business districts as well as other Village maintained landscape areas utilizing pollinator and monarch butterfly friendly palette of plants.
- Draft an Urban Forestry Management plan for the Village.
 - This document will give readers an understanding of the current state of the Village's Urban Forest; outline its needs and develop standard operating procedures in its maintenance.
 - The document will help guide the Village's forestry program in the future by identify short and long range action items and putting a value and cost on them.
- Collaborate with Village Board initiative to develop a new parkway maintenance and installation ordinance with a focus on more native landscaping material.
- Continue to improve the species diversity of the Village urban forest with the removal of poor quality and dying trees and replacement with new improved cultivars and species procured through the Suburban Tree Consortium and a contract growing program.
- Continue the care and maintenance of bee hives at Village Hall and the Public Works Center.

- Collaborate with the Village's Law Department on tree-related issues.
- See Accreditation as a Tree City USA and Growth Award recipient from the Arbor Day Foundation.
- Smart City Initiatives
 - Improve the continued use of the Village's online tree inventory by tracking all pruning work.

VILLAGE OF OAK PARK
FISCAL YEAR 2022 BUDGET
GENERAL FUND - PUBLIC WORKS ENGINEERING

Fund	Dept	Program	Account	Description	Department	Description	2019	2020	Original	Amended	Year	2022	2023
							Actual	Actual	2021	2021	End	Adopted	Forecasted
							Budget	Budget	Budget	Budget	Estimate	Budget	Budget
1001	43700	101	510501	General Fund	DPW - Engineering	Regular Salaries	(95,818)	(91,472)	(80,134)	(80,134)	(80,134)	(103,294)	(106,393)
1001	43700	722	510501	General Fund	DPW - Engineering	Regular Salaries	(50,602)	(51,105)	(23,074)	(23,074)	(23,074)	(56,029)	(57,710)
1001	43700	723	510501	General Fund	DPW - Engineering	Regular Salaries	(117,361)	(118,406)	(89,510)	(89,510)	(89,510)	(142,706)	(146,987)
1001	43700	777	510501	General Fund	DPW - Engineering	Regular Salaries	(29,728)	(29,892)	(30,750)	(30,750)	(35,721)	(36,793)	(37,897)
1001	43700	101	510503	General Fund	DPW - Engineering	Overtime	(6)	-	-	-	-	-	-
1001	43700	101	510515	General Fund	DPW - Engineering	Comp Time	-	-	-	-	-	-	-
SUB-TOTAL PERSONAL SERVICES							(293,515)	(290,875)	(223,468)	(223,468)	(228,439)	(338,822)	(348,987)
1001	43700	101	510519	General Fund	DPW - Engineering	Vacation Time Payout	-	-	-	-	-	-	-
1001	43700	101	520520	General Fund	DPW - Engineering	Life Insurance Expense	(75)	(75)	(58)	(58)	(58)	(74)	(74)
1001	43700	722	520520	General Fund	DPW - Engineering	Life Insurance Expense	(49)	(47)	(19)	(19)	(19)	(47)	(47)
1001	43700	723	520520	General Fund	DPW - Engineering	Life Insurance Expense	(131)	(132)	(102)	(102)	(102)	(130)	(130)
1001	43700	777	520520	General Fund	DPW - Engineering	Life Insurance Expense	(44)	(47)	(47)	(47)	(47)	(47)	(47)
1001	43700	101	520521	General Fund	DPW - Engineering	Health Insurance Expense	(11,315)	(11,138)	(9,365)	(9,365)	(9,365)	(17,196)	(18,056)
1001	43700	722	520521	General Fund	DPW - Engineering	Health Insurance Expense	(5,445)	(5,360)	(2,768)	(2,768)	(2,768)	(11,452)	(12,025)
1001	43700	723	520521	General Fund	DPW - Engineering	Health Insurance Expense	(13,295)	(13,086)	(10,449)	(10,449)	(10,449)	(17,602)	(18,482)
1001	43700	777	520521	General Fund	DPW - Engineering	Health Insurance Expense	-	-	-	-	-	-	-
1001	43700	101	520522	General Fund	DPW - Engineering	Social Security Expense	(5,661)	(5,385)	(4,845)	(4,845)	(4,845)	(5,985)	(6,165)
1001	43700	722	520522	General Fund	DPW - Engineering	Social Security Expense	(2,978)	(3,004)	(1,623)	(1,623)	(1,623)	(3,456)	(3,560)
1001	43700	723	520522	General Fund	DPW - Engineering	Social Security Expense	(6,933)	(6,929)	(5,550)	(5,550)	(5,550)	(8,848)	(9,113)
1001	43700	777	520522	General Fund	DPW - Engineering	Social Security Expense	(1,864)	(1,862)	(1,906)	(1,906)	(1,906)	(2,215)	(2,281)
1001	43700	101	520523	General Fund	DPW - Engineering	Medicare Expense	(1,324)	(1,259)	(1,162)	(1,162)	(1,162)	(1,498)	(1,543)
1001	43700	722	520523	General Fund	DPW - Engineering	Medicare Expense	(696)	(703)	(335)	(335)	(335)	(812)	(836)
1001	43700	723	520523	General Fund	DPW - Engineering	Medicare Expense	(1,621)	(1,620)	(1,298)	(1,298)	(1,298)	(2,069)	(2,131)
1001	43700	777	520523	General Fund	DPW - Engineering	Medicare Expense	(436)	(436)	(446)	(446)	(446)	(518)	(534)
1001	43700	101	520527	General Fund	DPW - Engineering	IMRF Contributions	(5,856)	(8,102)	(6,073)	(6,073)	(6,073)	(5,743)	(5,915)
1001	43700	722	520527	General Fund	DPW - Engineering	IMRF Contributions	(3,279)	(4,527)	(1,924)	(1,924)	(1,924)	(3,115)	(3,208)
1001	43700	723	520527	General Fund	DPW - Engineering	IMRF Contributions	(7,605)	(10,488)	(7,465)	(7,465)	(7,465)	(7,934)	(8,172)
1001	43700	777	520527	General Fund	DPW - Engineering	IMRF Contributions	(1,993)	(2,757)	(2,565)	(2,565)	(2,565)	(1,986)	(2,046)
SUB-TOTAL FRINGE BENEFITS							(70,600)	(76,957)	(58,000)	(58,000)	(58,000)	(90,727)	(94,365)
1001	43700	723	530650	General Fund	DPW - Engineering	Conferences Training	(95)	(80)	(1,500)	(1,500)	(1,500)	(1,500)	(1,532)
1001	43700	101	530667	General Fund	DPW - Engineering	External Support	(101,263)	(151,452)	(151,650)	(181,650)	(176,650)	(176,680)	(180,390)
1001	43700	723	530667	General Fund	DPW - Engineering	External Support	(950)	-	(10,000)	(260,000)	(85,000)	(160,000)	(163,360)
SUB-TOTAL CONTRACTUAL SERVICES							(102,308)	(151,532)	(163,150)	(443,150)	(263,150)	(338,180)	(345,282)
1001	43700	722	550601	General Fund	DPW - Engineering	Printing	-	-	(250)	(250)	(250)	(250)	(255)
1001	43700	723	550602	General Fund	DPW - Engineering	Membership Dues	(620)	(310)	(375)	(375)	(375)	(940)	(960)
1001	43700	101	550603	General Fund	DPW - Engineering	Postage	(2,118)	(2,070)	(3,000)	(3,000)	(3,000)	(3,000)	(3,063)
1001	43700	421	550603	General Fund	DPW - Engineering	Postage	-	-	-	-	-	-	-
1001	43700	721	550603	General Fund	DPW - Engineering	Postage	-	-	-	-	-	-	-
1001	43700	722	550603	General Fund	DPW - Engineering	Postage	-	-	(150)	(150)	-	-	-
1001	43700	723	550603	General Fund	DPW - Engineering	Postage	(300)	(260)	(300)	(300)	(300)	(300)	(306)
1001	43700	723	550663	General Fund	DPW - Engineering	Software License Updates	(5,400)	(6,668)	(12,200)	(12,200)	(12,200)	(28,898)	(29,505)
1001	43700	101	550671	General Fund	DPW - Engineering	Office Machine Service	-	-	-	-	-	-	-
1001	43700	722	550671	General Fund	DPW - Engineering	Office Machine Service	-	-	-	-	-	-	-
1001	43700	101	560620	General Fund	DPW - Engineering	Office Supplies	(82)	-	(400)	(400)	(400)	(400)	(408)
1001	43700	722	560620	General Fund	DPW - Engineering	Office Supplies	-	-	(450)	(450)	(450)	(450)	(459)
1001	43700	101	560631	General Fund	DPW - Engineering	Operational Supplies	-	-	-	-	-	-	-
1001	43700	101	560730	General Fund	DPW - Engineering	Reference Material	(54)	-	-	-	-	-	-
1001	43700	723	560730	General Fund	DPW - Engineering	Reference Material	(156)	(391)	(500)	(500)	(500)	(500)	(511)
SUB-TOTAL MATERIALS & SUPPLIES							(8,730)	(9,699)	(17,625)	(17,625)	(17,475)	(34,738)	(35,467)
TOTAL EXPENDITURES							(475,153)	(529,063)	(462,243)	(742,243)	(567,064)	(802,467)	(824,101)

VILLAGE OF OAK PARK
FISCAL YEAR 2022 BUDGET
GENERAL FUND - PUBLIC WORKS ADMINISTRATION

Fund	Dept	Program	Account	Description	Department	Description	2019	2020	Original	Amended	Year	2022	2023
							Actual	Actual	2021 Budget	2021 Budget	End Estimate	Adopted Budget	Forecasted Budget
1001	43710	101	510501	General Fund	DPW - Administration	Regular Salaries	(391,132)	(424,863)	(471,671)	(471,671)	(471,671)	(503,186)	(518,282)
1001	43710	101	510503	General Fund	DPW - Administration	Overtime	(1,436)	(267)	(3,000)	(3,000)	(3,000)	(3,000)	(3,000)
1001	43710	101	510515	General Fund	DPW - Administration	Comp Time	(131)	-	-	-	-	-	-
SUB-TOTAL PERSONAL SERVICES							(392,699)	(425,130)	(474,671)	(474,671)	(474,671)	(506,186)	(521,282)
1001	43710	101	510506	General Fund	DPW - Administration	Equip Allow (Auto,Phone,Tools)	-	-	-	-	-	-	-
1001	43710	101	510509	General Fund	DPW - Administration	Comp Time Payout	-	-	-	-	-	-	-
1001	43710	101	520515	General Fund	DPW - Administration	Health Insurance Opt Out	-	(784)	-	-	-	-	-
1001	43710	101	520520	General Fund	DPW - Administration	Life Insurance Expense	(473)	(506)	(605)	(605)	(605)	(605)	(635)
1001	43710	101	520521	General Fund	DPW - Administration	Health Insurance Expense	(82,486)	(76,048)	(75,882)	(75,882)	(75,882)	(62,592)	(65,722)
1001	43710	101	520522	General Fund	DPW - Administration	Social Security Expense	(21,222)	(23,505)	(27,320)	(27,320)	(27,320)	(27,869)	(28,705)
1001	43710	101	520523	General Fund	DPW - Administration	Medicare Expense	(5,249)	(5,719)	(6,883)	(6,883)	(6,883)	(7,296)	(7,515)
1001	43710	101	520527	General Fund	DPW - Administration	IMRF Contributions	(24,332)	(37,556)	(39,588)	(39,588)	(39,588)	(27,977)	(28,816)
SUB-TOTAL FRINGE BENEFITS							(133,762)	(144,118)	(150,278)	(150,278)	(150,278)	(126,339)	(131,393)
1001	43710	101	530650	General Fund	DPW - Administration	Conferences Training	(6,497)	-	(2,000)	(2,000)	(2,000)	(5,000)	(5,105)
1001	43710	710	530650	General Fund	DPW - Administration	Conferences Training	(25)	-	(250)	(250)	(250)	-	-
1001	43710	101	530667	General Fund	DPW - Administration	External Support	-	-	-	-	-	-	-
1001	43710	101	540690	General Fund	DPW - Administration	Telecommunication Charges	(408)	(493)	(500)	(500)	(500)	(600)	(613)
SUB-TOTAL CONTRACTUAL SERVICES							(6,930)	(493)	(2,750)	(2,750)	(2,750)	(5,600)	(5,718)
1001	43710	101	550601	General Fund	DPW - Administration	Printing	(82)	-	-	-	-	-	-
1001	43710	101	550602	General Fund	DPW - Administration	Membership Dues	(2,150)	(770)	(2,000)	(2,000)	(2,050)	(2,600)	(2,655)
1001	43710	710	550602	General Fund	DPW - Administration	Membership Dues	(495)	-	-	-	-	(500)	(511)
1001	43710	101	550603	General Fund	DPW - Administration	Postage	(1,480)	(1,545)	(1,500)	(1,500)	(1,500)	(2,000)	(2,042)
1001	43710	101	550652	General Fund	DPW - Administration	Legal Postings and Doc. Fees	(2,483)	(2,395)	(2,500)	(2,500)	(1,500)	(2,500)	(2,553)
1001	43710	101	550671	General Fund	DPW - Administration	Office Machine Service	(1,620)	(2,025)	(3,000)	(3,000)	(1,300)	-	-
1001	43710	101	560620	General Fund	DPW - Administration	Office Supplies	(2,656)	(3,359)	(4,000)	(4,000)	(4,000)	(4,000)	(4,084)
1001	43710	101	560625	General Fund	DPW - Administration	Clothing	(140)	(172)	(250)	(250)	-	-	-
1001	43710	101	560631	General Fund	DPW - Administration	Operational Supplies	(3,646)	(1,692)	(4,000)	(4,000)	(4,000)	(4,000)	(4,084)
1001	43710	710	560631	General Fund	DPW - Administration	Operational Supplies	(3,055)	(41,507)	(6,600)	(31,600)	(31,600)	(9,000)	(9,189)
SUB-TOTAL MATERIALS & SUPPLIES							(17,807)	(53,465)	(23,850)	(48,850)	(45,950)	(24,600)	(25,117)
TOTAL EXPENDITURES							(551,198)	(623,206)	(651,549)	(676,549)	(673,649)	(662,725)	(683,509)

VILLAGE OF OAK PARK
 FISCAL YEAR 2022 BUDGET
 GENERAL FUND - PUBLIC WORKS STREET LIGHTING

Fund	Dept	Program	Account	Description	Department	Description	2019	2020	Original	Amended	Year	2022	2023
							Actual	Actual	2021	2021	End	Adopted	Forecasted
							Budget	Budget	Budget	Budget	Estimate	Budget	Budget
1001	43720	101	510501	General Fund	DPW - Street Lighting	Regular Salaries	(24,385)	(23,490)	-	-	-	-	-
1001	43720	751	510501	General Fund	DPW - Street Lighting	Regular Salaries	(56,898)	(56,969)	-	-	-	-	-
1001	43720	752	510501	General Fund	DPW - Street Lighting	Regular Salaries	(48,770)	(46,980)	-	-	-	-	-
1001	43720	753	510501	General Fund	DPW - Street Lighting	Regular Salaries	(32,513)	(31,320)	-	-	-	-	-
1001	43720	101	510503	General Fund	DPW - Street Lighting	Overtime	(1,915)	(1,608)	-	-	-	-	-
1001	43720	751	510503	General Fund	DPW - Street Lighting	Overtime	(4,469)	(3,751)	-	-	-	-	-
1001	43720	752	510503	General Fund	DPW - Street Lighting	Overtime	(3,831)	(3,215)	-	-	-	-	-
1001	43720	753	510503	General Fund	DPW - Street Lighting	Overtime	(2,554)	(2,144)	-	-	-	-	-
SUB-TOTAL PERSONAL SERVICES							(175,335)	(169,477)	-	-	-	-	-
1001	43720	101	520515	General Fund	DPW - Street Lighting	Health Insurance Opt Out	-	-	-	-	-	-	-
1001	43720	753	510519	General Fund	DPW - Street Lighting	Vacation Time Payout	-	-	-	-	-	-	-
1001	43720	752	510519	General Fund	DPW - Street Lighting	Vacation Time Payout	-	-	-	-	-	-	-
1001	43720	101	510519	General Fund	DPW - Street Lighting	Vacation Time Payout	-	-	-	-	-	-	-
1001	43720	751	510519	General Fund	DPW - Street Lighting	Vacation Time Payout	-	-	-	-	-	-	-
1001	43720	101	520520	General Fund	DPW - Street Lighting	Life Insurance Expense	(28)	(27)	-	-	-	-	-
1001	43720	751	520520	General Fund	DPW - Street Lighting	Life Insurance Expense	(65)	(63)	-	-	-	-	-
1001	43720	752	520520	General Fund	DPW - Street Lighting	Life Insurance Expense	(56)	(54)	-	-	-	-	-
1001	43720	753	520520	General Fund	DPW - Street Lighting	Life Insurance Expense	(37)	(36)	-	-	-	-	-
1001	43720	101	520521	General Fund	DPW - Street Lighting	Health Insurance Expense	(3,655)	(3,598)	-	-	-	-	-
1001	43720	751	520521	General Fund	DPW - Street Lighting	Health Insurance Expense	(8,529)	(8,395)	-	-	-	-	-
1001	43720	752	520521	General Fund	DPW - Street Lighting	Health Insurance Expense	(7,310)	(7,196)	-	-	-	-	-
1001	43720	753	520521	General Fund	DPW - Street Lighting	Health Insurance Expense	(4,874)	(4,797)	-	-	-	-	-
1001	43720	101	520522	General Fund	DPW - Street Lighting	Social Security Expense	(1,616)	(1,485)	-	-	-	-	-
1001	43720	751	520522	General Fund	DPW - Street Lighting	Social Security Expense	(3,635)	(3,585)	-	-	-	-	-
1001	43720	752	520522	General Fund	DPW - Street Lighting	Social Security Expense	(3,116)	(2,971)	-	-	-	-	-
1001	43720	753	520522	General Fund	DPW - Street Lighting	Social Security Expense	(2,077)	(1,980)	-	-	-	-	-
1001	43720	101	520523	General Fund	DPW - Street Lighting	Medicare Expense	(377)	(348)	-	-	-	-	-
1001	43720	751	520523	General Fund	DPW - Street Lighting	Medicare Expense	(850)	(838)	-	-	-	-	-
1001	43720	752	520523	General Fund	DPW - Street Lighting	Medicare Expense	(729)	(695)	-	-	-	-	-
1001	43720	753	520523	General Fund	DPW - Street Lighting	Medicare Expense	(485)	(463)	-	-	-	-	-
1001	43720	101	520527	General Fund	DPW - Street Lighting	IMRF Contributions	(1,765)	(2,122)	-	-	-	-	-
1001	43720	751	520527	General Fund	DPW - Street Lighting	IMRF Contributions	(3,976)	(5,142)	-	-	-	-	-
1001	43720	752	520527	General Fund	DPW - Street Lighting	IMRF Contributions	(3,408)	(4,244)	-	-	-	-	-
1001	43720	753	520527	General Fund	DPW - Street Lighting	IMRF Contributions	(2,272)	(2,830)	-	-	-	-	-
SUB-TOTAL FRINGE BENEFITS							(48,860)	(50,869)	-	-	-	-	-
1001	43720	101	530650	General Fund	DPW - Street Lighting	Conferences Training	(2,310)	-	(2,500)	(2,500)	(2,500)	(3,000)	(3,063)
1001	43720	751	530660	General Fund	DPW - Street Lighting	General Contractuals	(13,099)	(38,151)	(45,000)	(45,000)	(45,000)	(45,000)	(45,945)
1001	43720	752	530660	General Fund	DPW - Street Lighting	General Contractuals	(29,660)	(8,582)	(10,000)	(20,000)	(20,000)	(10,000)	(10,210)
1001	43720	753	530660	General Fund	DPW - Street Lighting	General Contractuals	-	-	(160,000)	(160,000)	(60,000)	(60,000)	(61,260)
1001	43720	751	540692	General Fund	DPW - Street Lighting	Electricity	(100,894)	(88,149)	-	-	-	-	-
SUB-TOTAL CONTRACTUAL SERVICES							(145,963)	(134,882)	(217,500)	(227,500)	(127,500)	(118,000)	(120,478)
1001	43720	101	550602	General Fund	DPW - Street Lighting	Membership Dues	(200)	(170)	(200)	(200)	(170)	(200)	(204)
1001	43720	101	550632	General Fund	DPW - Street Lighting	Laundry Service	(200)	(4)	-	-	-	-	-
1001	43720	753	550671	General Fund	DPW - Street Lighting	Office Machine Service	(2,417)	(2,281)	(2,500)	(2,500)	(2,500)	(2,500)	(2,553)
1001	43720	752	550673	General Fund	DPW - Street Lighting	Repairs	(750)	(623)	(1,000)	(1,000)	(1,000)	(1,000)	(1,021)
1001	43720	753	550673	General Fund	DPW - Street Lighting	Repairs	-	-	(750)	(750)	-	(750)	(766)
1001	43720	101	560625	General Fund	DPW - Street Lighting	Clothing	(585)	(365)	(1,300)	(1,300)	(1,300)	(1,700)	(1,736)
1001	43720	751	560631	General Fund	DPW - Street Lighting	Operational Supplies	(750)	(465)	(750)	(750)	(750)	(1,000)	(1,021)
1001	43720	752	560631	General Fund	DPW - Street Lighting	Operational Supplies	(735)	(489)	(750)	(750)	(750)	(1,000)	(1,021)
1001	43720	753	560631	General Fund	DPW - Street Lighting	Operational Supplies	(699)	(590)	(5,750)	(5,750)	(5,750)	(1,000)	(1,021)
1001	43720	751	560633	General Fund	DPW - Street Lighting	Roadway Maintenance	(33,746)	(36,129)	(40,000)	(40,000)	(40,000)	(40,000)	(40,840)
1001	43720	752	560633	General Fund	DPW - Street Lighting	Roadway Maintenance	(9,739)	(9,044)	(10,000)	(10,000)	(10,000)	(10,000)	(10,210)

VILLAGE OF OAK PARK
 FISCAL YEAR 2022 BUDGET
 GENERAL FUND - PUBLIC WORKS STREET LIGHTING

<u>Fund</u>	<u>Dept</u>	<u>Program</u>	<u>Account</u>	<u>Description</u>	<u>Department</u>	<u>Description</u>	<u>2019</u> <u>Actual</u>	<u>2020</u> <u>Actual</u>	<u>Original</u> <u>2021</u> <u>Budget</u>	<u>Amended</u> <u>2021</u> <u>Budget</u>	<u>Year</u> <u>End</u> <u>Estimate</u>	<u>2022</u> <u>Adopted</u> <u>Budget</u>	<u>2023</u> <u>Forecasted</u> <u>Budget</u>
						SUB-TOTAL MATERIALS & SUPPLIES	(49,821)	(50,160)	(63,000)	(63,000)	(62,220)	(59,150)	(60,392)
1001	43720	751	570710	General Fund	DPW - Street Lighting	Equipment	-	-	-	-	-	-	-
						TOTAL EXPENDITURES	(419,979)	(405,388)	(280,500)	(290,500)	(189,720)	(177,150)	(180,870)

VILLAGE OF OAK PARK
FISCAL YEAR 2022 BUDGET
GENERAL FUND - PUBLIC WORKS STREET SERVICES

Fund	Dept	Program	Account	Description	Department	Description	2019	2020	Original	Amended	Year	2022	2023
							Actual	Actual	Budget	Budget	End	Adopted	Forecasted
1001	43740	101	510501	General Fund	DPW - Street Services	Regular Salaries	(174,433)	(179,106)	(180,680)	(180,680)	(180,680)	(183,103)	(188,596)
1001	43740	761	510501	General Fund	DPW - Street Services	Regular Salaries	(246,862)	(282,496)	-	-	-	-	-
1001	43740	764	510501	General Fund	DPW - Street Services	Regular Salaries	-	-	-	-	-	-	-
1001	43740	765	510501	General Fund	DPW - Street Services	Regular Salaries	(70,903)	(84,660)	(80,262)	(80,262)	(80,262)	(80,262)	(82,670)
1001	43740	766	510501	General Fund	DPW - Street Services	Regular Salaries	(94,537)	(110,918)	-	-	-	-	-
1001	43740	101	510503	General Fund	DPW - Street Services	Overtime	-	-	-	-	-	-	-
1001	43740	761	510503	General Fund	DPW - Street Services	Overtime	(11,003)	(12,431)	-	-	-	-	-
1001	43740	764	510503	General Fund	DPW - Street Services	Overtime	-	-	-	-	-	-	-
1001	43740	765	510503	General Fund	DPW - Street Services	Overtime	(132,195)	(76,622)	(140,000)	(140,000)	-	-	-
1001	43740	766	510503	General Fund	DPW - Street Services	Overtime	(4,401)	(4,973)	-	-	-	-	-
1001	43740	101	510518	General Fund	DPW - Street Services	Seasonal Employees	(5,269)	-	-	-	-	-	-
SUB-TOTAL PERSONAL SERVICES							(739,603)	(751,206)	(400,942)	(400,942)	(260,942)	(263,365)	(271,266)
1001	43740	101	510506	General Fund	DPW - Street Services	Equip Allow (Auto,Phone,Tools)	(505)	(508)	(550)	(550)	(550)	(550)	(550)
1001	43740	761	510519	General Fund	DPW - Street Services	Vacation Time Payout	(775)	-	-	-	-	-	-
1001	43740	101	520520	General Fund	DPW - Street Services	Life Insurance Expense	(187)	(188)	(186)	(186)	(186)	(186)	(186)
1001	43740	761	520520	General Fund	DPW - Street Services	Life Insurance Expense	(373)	(417)	-	-	-	-	-
1001	43740	764	520520	General Fund	DPW - Street Services	Life Insurance Expense	-	-	-	-	-	-	-
1001	43740	765	520520	General Fund	DPW - Street Services	Life Insurance Expense	(111)	(127)	(126)	(126)	(126)	(126)	(126)
1001	43740	766	520520	General Fund	DPW - Street Services	Life Insurance Expense	(149)	(163)	-	-	-	-	-
1001	43740	101	520521	General Fund	DPW - Street Services	Health Insurance Expense	(30,272)	(29,797)	(29,621)	(29,621)	(29,621)	(8,534)	(8,961)
1001	43740	761	520521	General Fund	DPW - Street Services	Health Insurance Expense	(67,210)	(71,146)	-	-	-	-	-
1001	43740	765	520521	General Fund	DPW - Street Services	Health Insurance Expense	(20,163)	(21,566)	(22,292)	(22,292)	(22,292)	(18,538)	(19,465)
1001	43740	766	520521	General Fund	DPW - Street Services	Health Insurance Expense	(26,884)	(28,237)	-	-	-	-	-
1001	43740	761	520515	General Fund	DPW - Street Services	Health Insurance Opt Out	-	(116)	-	-	-	-	-
1001	43740	765	520515	General Fund	DPW - Street Services	Health Insurance Opt Out	-	(70)	-	-	-	-	-
1001	43740	101	520522	General Fund	DPW - Street Services	Social Security Expense	(10,694)	(10,481)	(11,202)	(11,202)	(11,202)	(11,352)	(11,693)
1001	43740	761	520522	General Fund	DPW - Street Services	Social Security Expense	(15,063)	(17,222)	-	-	-	-	-
1001	43740	764	520522	General Fund	DPW - Street Services	Social Security Expense	-	-	-	-	-	-	-
1001	43740	765	520522	General Fund	DPW - Street Services	Social Security Expense	(11,877)	(9,443)	(4,976)	(4,976)	(4,976)	(4,976)	(5,125)
1001	43740	766	520522	General Fund	DPW - Street Services	Social Security Expense	(5,747)	(6,765)	-	-	-	-	-
1001	43740	101	520523	General Fund	DPW - Street Services	Medicare Expense	(2,501)	(2,451)	(2,620)	(2,620)	(2,620)	(2,655)	(2,735)
1001	43740	761	520523	General Fund	DPW - Street Services	Medicare Expense	(3,523)	(4,027)	-	-	-	-	-
1001	43740	764	520523	General Fund	DPW - Street Services	Medicare Expense	-	-	-	-	-	-	-
1001	43740	765	520523	General Fund	DPW - Street Services	Medicare Expense	(2,777)	(2,209)	(1,164)	(1,164)	(1,164)	(1,164)	(1,199)
1001	43740	766	520523	General Fund	DPW - Street Services	Medicare Expense	(1,344)	(1,582)	-	-	-	-	-
1001	43740	101	520527	General Fund	DPW - Street Services	IMRF Contributions	(11,303)	(15,864)	(14,459)	(14,459)	(14,459)	(9,774)	(10,067)
1001	43740	761	520527	General Fund	DPW - Street Services	IMRF Contributions	(16,784)	(26,129)	-	-	-	-	-
1001	43740	764	520527	General Fund	DPW - Street Services	IMRF Contributions	-	-	-	-	-	-	-
1001	43740	765	520527	General Fund	DPW - Street Services	IMRF Contributions	(13,161)	(14,241)	(6,694)	(6,694)	(6,694)	(4,463)	(4,597)
1001	43740	766	520527	General Fund	DPW - Street Services	IMRF Contributions	(6,411)	(10,266)	-	-	-	-	-
SUB-TOTAL FRINGE BENEFITS							(247,814)	(273,015)	(93,890)	(93,890)	(93,890)	(62,318)	(64,703)
1001	43740	101	530650	General Fund	DPW - Street Services	Conferences Training	(4,037)	(575)	(5,000)	(5,000)	(1,500)	(4,600)	(4,697)
1001	43740	761	530660	General Fund	DPW - Street Services	General Contractuals	(233,703)	(105,407)	(207,000)	(207,000)	(205,000)	(123,000)	(125,583)
1001	43740	765	530660	General Fund	DPW - Street Services	General Contractuals	-	-	-	-	-	-	-
1001	43740	761	530667	General Fund	DPW - Street Services	External Support	-	-	-	-	-	-	-
1001	43740	765	530667	General Fund	DPW - Street Services	External Support	(52,370)	(26,931)	(84,800)	(84,800)	(84,800)	(85,000)	(86,785)
SUB-TOTAL CONTRACTUAL SERVICES							(290,110)	(132,913)	(296,800)	(296,800)	(291,300)	(212,600)	(217,065)
1001	43740	101	550602	General Fund	DPW - Street Services	Membership Dues	(190)	(170)	(200)	(200)	(170)	(200)	(204)
1001	43740	101	550632	General Fund	DPW - Street Services	Laundry Service	(1,925)	(2,214)	(2,500)	(2,500)	(2,500)	(3,000)	(3,063)
1001	43740	761	550673	General Fund	DPW - Street Services	Repairs	(388)	(146)	(1,000)	(1,000)	(500)	(1,000)	(1,021)
1001	43740	101	560620	General Fund	DPW - Street Services	Office Supplies	(200)	(41)	(200)	(200)	(200)	(200)	(204)
1001	43740	101	560625	General Fund	DPW - Street Services	Clothing	(2,380)	(1,886)	(3,000)	(3,000)	(3,000)	(3,500)	(3,574)

VILLAGE OF OAK PARK
 FISCAL YEAR 2022 BUDGET
 GENERAL FUND - PUBLIC WORKS STREET SERVICES

<u>Fund</u>	<u>Dept</u>	<u>Program</u>	<u>Account</u>	<u>Description</u>	<u>Department</u>	<u>Description</u>	<u>2019</u> <u>Actual</u>	<u>2020</u> <u>Actual</u>	<u>Original</u> <u>2021</u> <u>Budget</u>	<u>Amended</u> <u>2021</u> <u>Budget</u>	<u>Year</u> <u>End</u> <u>Estimate</u>	<u>2022</u> <u>Adopted</u> <u>Budget</u>	<u>2023</u> <u>Forecasted</u> <u>Budget</u>
1001	43740	761	560631	General Fund	DPW - Street Services	Operational Supplies	(6,713)	(8,074)	(10,000)	(10,000)	(10,000)	(10,000)	(10,210)
1001	43740	765	560631	General Fund	DPW - Street Services	Operational Supplies	(1,395)	(507)	(2,000)	(2,000)	(2,000)	(2,000)	(2,042)
1001	43740	761	560633	General Fund	DPW - Street Services	Roadway Maintenance	(31,242)	(22,669)	-	-	-	-	-
1001	43740	765	560633	General Fund	DPW - Street Services	Roadway Maintenance	(187,809)	(162,227)	-	-	-	-	-
1001	43740	761	560634	General Fund	DPW - Street Services	Sign Replacement	(41,080)	(35,814)	(50,000)	(50,000)	(50,000)	(50,000)	(51,050)
1001	43740	761	570710	General Fund	DPW - Street Services	Equipment	-	-	(2,600)	(2,600)	(2,600)	(2,600)	(2,655)
SUB-TOTAL MATERIALS & SUPPLIES							(273,322)	(233,748)	(71,500)	(71,500)	(70,970)	(72,500)	(74,023)
TOTAL EXPENDITURES							(1,550,849)	(1,390,882)	(863,132)	(863,132)	(717,102)	(610,783)	(627,056)

VILLAGE OF OAK PARK
FISCAL YEAR 2022 BUDGET
GENERAL FUND - PUBLIC WORKS BUILDING MAINTENANCE

Fund	Dept	Program	Account	Description	Department	Description	2019	2020	Original	Amended	Year	2022	2023
							Actual	Actual	2021 Budget	2021 Budget	End Estimate	Adopted Budget	Forecasted Budget
1001	43790	101	510501	General Fund	DPW - Building Maintenance	Regular Salaries	(164,310)	(165,333)	(163,507)	(163,507)	(163,507)	(176,079)	(181,361)
1001	43790	101	510503	General Fund	DPW - Building Maintenance	Overtime	-	-	-	-	-	-	-
SUB-TOTAL PERSONAL SERVICES							(164,310)	(165,333)	(163,507)	(163,507)	(163,507)	(176,079)	(181,361)
1001	43790	101	520520	General Fund	DPW - Building Maintenance	Life Insurance Expense	(187)	(188)	(186)	(186)	(186)	(186)	
1001	43790	101	520521	General Fund	DPW - Building Maintenance	Health Insurance Expense	(41,289)	(40,642)	(40,401)	(40,401)	(40,401)	(40,401)	(42,421)
1001	43790	101	520522	General Fund	DPW - Building Maintenance	Social Security Expense	(9,247)	(9,310)	(10,137)	(10,137)	(10,137)	(10,917)	(11,245)
1001	43790	101	520523	General Fund	DPW - Building Maintenance	Medicare Expense	(2,163)	(2,177)	(2,371)	(2,371)	(2,371)	(2,553)	(2,630)
1001	43790	101	520527	General Fund	DPW - Building Maintenance	IMRF Contributions	(10,647)	(14,645)	(13,637)	(13,637)	(13,637)	(9,790)	(10,084)
SUB-TOTAL FRINGE BENEFITS							(63,533)	(66,962)	(66,732)	(66,732)	(66,732)	(63,847)	(66,379)
1001	43790	101	530650	General Fund	DPW - Building Maintenance	Conferences Training	(895)	-	(500)	(500)	-	(500)	(511)
1001	43790	711	530660	General Fund	DPW - Building Maintenance	General Contractuals	(245,219)	(398,443)	(243,000)	(283,000)	(298,765)	(360,000)	(367,560)
1001	43790	712	530660	General Fund	DPW - Building Maintenance	General Contractuals	(21,479)	-	-	-	-	-	-
1001	43790	713	530660	General Fund	DPW - Building Maintenance	General Contractuals	(133,201)	(167,632)	(194,000)	(229,000)	(183,088)	(200,000)	(204,200)
1001	43790	714	530660	General Fund	DPW - Building Maintenance	General Contractuals	(23,641)	(21,595)	(24,110)	(24,110)	(23,925)	(27,000)	(27,567)
1001	43790	717	530660	General Fund	DPW - Building Maintenance	General Contractuals	(22,086)	(23,402)	(26,310)	(26,310)	(22,475)	(90,000)	(91,890)
1001	43790	101	540674	General Fund	DPW - Building Maintenance	Property Repair	(8,380)	-	-	-	-	-	-
1001	43790	711	540674	General Fund	DPW - Building Maintenance	Property Repair	(71,525)	(52,542)	(65,000)	(57,000)	(65,000)	(80,000)	(81,680)
1001	43790	712	540674	General Fund	DPW - Building Maintenance	Property Repair	(515)	-	-	-	-	-	-
1001	43790	713	540674	General Fund	DPW - Building Maintenance	Property Repair	(42,468)	(89,010)	(45,000)	(97,000)	(85,500)	(60,000)	(61,260)
1001	43790	714	540674	General Fund	DPW - Building Maintenance	Property Repair	(11,301)	(12,999)	(10,000)	(7,500)	(10,000)	(10,000)	(10,210)
1001	43790	717	540674	General Fund	DPW - Building Maintenance	Property Repair	(1,484)	(424)	(1,500)	(500)	(1,500)	(1,500)	(1,532)
1001	43790	711	540691	General Fund	DPW - Building Maintenance	Water Charges	(38,908)	(24,843)	(40,000)	(40,000)	(30,000)	(30,000)	(30,630)
1001	43790	713	540691	General Fund	DPW - Building Maintenance	Water Charges	(3,727)	(3,254)	(5,000)	(5,000)	(5,000)	(5,000)	(5,105)
1001	43790	714	540691	General Fund	DPW - Building Maintenance	Water Charges	(5,419)	(6,858)	(7,000)	(7,000)	(7,000)	(7,000)	(7,147)
1001	43790	717	540691	General Fund	DPW - Building Maintenance	Water Charges	(173)	(208)	(500)	(500)	(300)	(500)	(511)
1001	43790	713	540692	General Fund	DPW - Building Maintenance	Electricity	(136,629)	(109,018)	(135,000)	(135,000)	(125,000)	(125,000)	(127,625)
1001	43790	714	540692	General Fund	DPW - Building Maintenance	Electricity	(7,268)	(5,333)	(10,000)	(10,000)	(10,000)	(10,000)	(10,210)
1001	43790	717	540692	General Fund	DPW - Building Maintenance	Electricity	-	-	-	-	-	-	-
1001	43790	717	540693	General Fund	DPW - Building Maintenance	Natural Gas	(629)	(709)	(650)	(650)	(650)	(700)	(715)
SUB-TOTAL CONTRACTUAL SERVICES							(774,947)	(916,270)	(807,570)	(923,070)	(868,203)	(1,007,200)	(1,028,351)
1001	43790	101	560625	General Fund	DPW - Building Maintenance	Clothing	-	-	(300)	(300)	(300)	(300)	(306)
1001	43790	711	560627	General Fund	DPW - Building Maintenance	Building Materials	(24,067)	(69,743)	(40,000)	(40,000)	(40,000)	(60,000)	(61,260)
1001	43790	712	560627	General Fund	DPW - Building Maintenance	Building Materials	(207)	-	-	-	-	-	-
1001	43790	713	560627	General Fund	DPW - Building Maintenance	Building Materials	(13,052)	(31,201)	(35,000)	(35,000)	(35,000)	(40,000)	(40,840)
1001	43790	714	560627	General Fund	DPW - Building Maintenance	Building Materials	(255)	(190)	(2,500)	(2,500)	(2,500)	(2,500)	(2,553)
1001	43790	717	560627	General Fund	DPW - Building Maintenance	Building Materials	(245)	-	(500)	(500)	(500)	(2,500)	(2,553)
SUB-TOTAL MATERIALS & SUPPLIES							(37,826)	(101,134)	(78,300)	(78,300)	(78,300)	(105,300)	(107,511)
TOTAL EXPENDITURES							(1,040,616)	(1,249,699)	(1,116,109)	(1,231,609)	(1,176,742)	(1,352,426)	(1,383,603)

VILLAGE OF OAK PARK
FISCAL YEAR 2022 BUDGET
GENERAL FUND - PUBLIC WORKS FORESTRY

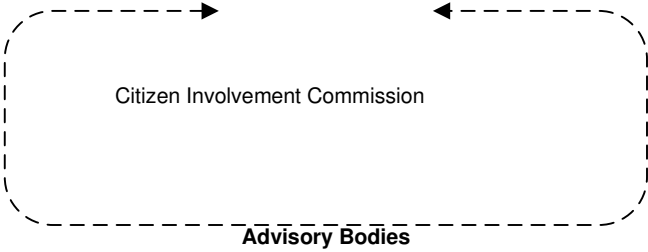

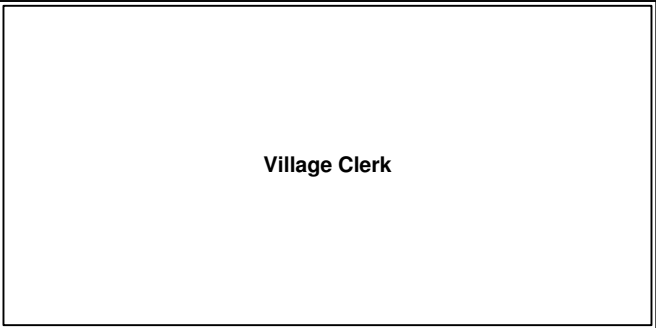
Fund	Dept	Program	Account	Description	Department	Description	2019	2020	Original	Amended	Year	2022	2023
							Actual	Actual	2021	2021	End	Adopted	Forecasted
							Budget	Budget	Budget	Budget	Estimate	Budget	Budget
1001	43800	101	510501	General Fund	DPW - Forestry	Regular Salaries	(136,929)	(78,537)	(157,991)	(157,991)	(100,000)	(162,664)	(167,544)
1001	43800	741	510501	General Fund	DPW - Forestry	Regular Salaries	(98,565)	(102,235)	(111,296)	(111,296)	(111,296)	(116,059)	(119,541)
1001	43800	101	510503	General Fund	DPW - Forestry	Overtime	(1,099)	(2,600)	(5,000)	(5,000)	(5,000)	(5,000)	(5,150)
1001	43800	741	510503	General Fund	DPW - Forestry	Overtime	(642)	(4,202)	(10,000)	(10,000)	(10,000)	(10,000)	(10,300)
1001	43800	101	510518	General Fund	DPW - Forestry	Seasonal Employees	(487)	-	-	-	-	-	-
SUB-TOTAL PERSONAL SERVICES							(237,722)	(187,574)	(284,287)	(284,287)	(226,296)	(293,723)	(302,535)
1001	43800	101	510506	General Fund	DPW - Forestry	Equip Allow (Auto,Phone,Tools)	-	-	-	-	-	-	-
1001	43800	101	510519	General Fund	DPW - Forestry	Vacation Time Payout	(7,387)	-	-	-	-	-	-
1001	43800	101	520520	General Fund	DPW - Forestry	Life Insurance Expense	(145)	(112)	(186)	(186)	(186)	(186)	(192)
1001	43800	741	520520	General Fund	DPW - Forestry	Life Insurance Expense	(150)	(171)	(177)	(177)	(177)	(177)	(182)
1001	43800	101	520521	General Fund	DPW - Forestry	Health Insurance Expense	(30,919)	(22,678)	(47,688)	(47,688)	(47,688)	(42,990)	(44,280)
1001	43800	741	520521	General Fund	DPW - Forestry	Health Insurance Expense	(29,662)	(36,255)	(38,220)	(38,220)	(38,220)	(42,684)	(43,965)
1001	43800	101	520522	General Fund	DPW - Forestry	Social Security Expense	(7,836)	(4,641)	(10,105)	(10,105)	(10,105)	(10,085)	(10,388)
1001	43800	741	520522	General Fund	DPW - Forestry	Social Security Expense	(6,198)	(6,036)	(7,520)	(7,520)	(7,520)	(7,196)	(7,412)
1001	43800	101	520523	General Fund	DPW - Forestry	Medicare Expense	(1,833)	(1,085)	(2,363)	(2,363)	(2,363)	(2,359)	(2,430)
1001	43800	741	520523	General Fund	DPW - Forestry	Medicare Expense	(1,449)	(1,412)	(1,759)	(1,759)	(1,759)	(1,683)	(1,733)
1001	43800	101	520527	General Fund	DPW - Forestry	IMRF Contributions	(7,909)	(7,656)	(12,374)	(12,374)	(12,374)	(8,638)	(8,897)
1001	43800	741	520527	General Fund	DPW - Forestry	IMRF Contributions	(6,907)	(9,397)	(10,116)	(10,116)	(10,116)	(6,453)	(6,647)
SUB-TOTAL FRINGE BENEFITS							(100,395)	(89,443)	(130,508)	(130,508)	(130,508)	(122,451)	(126,125)
1001	43800	101	530650	General Fund	DPW - Forestry	Conferences Training	(4,377)	(2,359)	(3,000)	(3,000)	(2,000)	(4,500)	(4,595)
1001	43800	742	530660	General Fund	DPW - Forestry	General Contractuals	(316,213)	(228,649)	(255,500)	(255,500)	(251,500)	(305,000)	(311,405)
1001	43800	101	530667	General Fund	DPW - Forestry	External Support	(27,051)	(24,362)	(27,500)	(27,500)	(27,500)	(27,500)	(28,078)
1001	43800	741	530667	General Fund	DPW - Forestry	External Support	(450,456)	(499,277)	(630,000)	(630,000)	(585,000)	(655,000)	(668,755)
SUB-TOTAL CONTRACTUAL SERVICES							(798,097)	(754,647)	(916,000)	(916,000)	(866,000)	(992,000)	(1,012,832)
1001	43800	101	540691	General Fund	DPW - Forestry	Water Charges	-	-	-	-	-	-	-
1001	43800	742	540691	General Fund	DPW - Forestry	Water Charges	(8,077)	(4,237)	(4,000)	(4,000)	(4,500)	(4,500)	(4,595)
1001	43800	101	540690	General Fund	DPW - Forestry	Telecommunication Charges	(28)	-	-	-	-	-	-
1001	43800	101	550602	General Fund	DPW - Forestry	Membership Dues	(1,845)	(1,240)	(2,575)	(2,575)	(2,575)	(2,830)	(2,889)
1001	43800	101	550603	General Fund	DPW - Forestry	Postage	(355)	(4)	(500)	(500)	(250)	(500)	(511)
1001	43800	101	550632	General Fund	DPW - Forestry	Laundry Service	(1,497)	(855)	-	-	-	-	-
1001	43800	101	550652	General Fund	DPW - Forestry	Legal Postings and Doc. Fees	(133)	(392)	(400)	(400)	(250)	(400)	(408)
1001	43800	101	550663	General Fund	DPW - Forestry	Software License Updates	-	-	(180)	(180)	(180)	(180)	(184)
1001	43800	741	550673	General Fund	DPW - Forestry	Repairs	-	-	-	-	-	-	-
1001	43800	101	560625	General Fund	DPW - Forestry	Clothing	(1,088)	(520)	(3,000)	(3,000)	(3,000)	(3,000)	(3,063)
1001	43800	101	560631	General Fund	DPW - Forestry	Operational Supplies	(11,804)	(10,426)	(10,000)	(10,000)	(10,000)	(10,000)	(10,210)
1001	43800	742	560631	General Fund	DPW - Forestry	Operational Supplies	-	-	-	-	-	-	-
1001	43800	741	560670	General Fund	DPW - Forestry	Equipment Rental	-	-	-	-	-	-	-
SUB-TOTAL MATERIALS & SUPPLIES							(24,827)	(17,674)	(20,655)	(20,655)	(20,755)	(21,410)	(21,860)
1001	43800	101	570720	General Fund	DPW - Forestry	Computer Equipment	-	-	-	-	-	-	-
SUB-TOTAL CAPITAL OUTLAY							-	-	-	-	-	-	-
TOTAL EXPENDITURES							(1,161,041)	(1,049,338)	(1,351,450)	(1,351,450)	(1,243,559)	(1,429,584)	(1,463,351)

VILLAGE OF OAK PARK
FISCAL YEAR 2022 BUDGET
GENERAL FUND - PUBLIC WORKS FLEET OPERATIONS

Fund	Dept	Program	Account	Description	Department	Description	2019	2020	Original	Amended	Year	2022	2023
							Actual	Actual	2021	2021	End	Adopted	Forecasted
							Budget	Budget	Budget	Budget	Estimate	Budget	Budget
1001	43900	101	510501	General Fund	DPW - Fleet Operations	Regular Salaries	(184,327)	(186,343)	(185,564)	(185,564)	(185,564)	(194,031)	(199,852)
1001	43900	731	510501	General Fund	DPW - Fleet Operations	Regular Salaries	(88,124)	(89,684)	(90,234)	(90,234)	(90,234)	(92,670)	(95,450)
1001	43900	732	510501	General Fund	DPW - Fleet Operations	Regular Salaries	(143,905)	(149,665)	(152,269)	(152,269)	(152,269)	(156,380)	(161,071)
1001	43900	733	510501	General Fund	DPW - Fleet Operations	Regular Salaries	(197,202)	(205,095)	(180,467)	(180,467)	(180,467)	(185,339)	(190,899)
1001	43900	734	510501	General Fund	DPW - Fleet Operations	Regular Salaries	(107,106)	(110,863)	(112,792)	(112,792)	(112,792)	(115,837)	(119,312)
1001	43900	101	510503	General Fund	DPW - Fleet Operations	Overtime	(1,580)	(202)	(10,000)	(10,000)	(10,000)	(10,000)	-
1001	43900	731	510503	General Fund	DPW - Fleet Operations	Overtime	(428)	(621)	-	-	-	-	-
1001	43900	732	510503	General Fund	DPW - Fleet Operations	Overtime	(722)	(1,048)	-	-	-	-	-
1001	43900	733	510503	General Fund	DPW - Fleet Operations	Overtime	(990)	(1,436)	-	-	-	-	-
1001	43900	734	510503	General Fund	DPW - Fleet Operations	Overtime	(535)	(776)	-	-	-	-	-
1001	43900	731	510515	General Fund	DPW - Fleet Operations	Comp Time	-	(158)	-	-	-	-	-
1001	43900	732	510515	General Fund	DPW - Fleet Operations	Comp Time	(823)	(267)	-	-	-	-	-
1001	43900	733	510515	General Fund	DPW - Fleet Operations	Comp Time	(1,128)	(366)	-	-	-	-	-
1001	43900	734	510515	General Fund	DPW - Fleet Operations	Comp Time	(609)	(198)	-	-	-	-	-
1001	43900	101	510518	General Fund	DPW - Fleet Operations	Seasonal Employees	(3,175)	-	-	-	-	-	-
SUB-TOTAL PERSONAL SERVICES							(730,654)	(746,722)	(731,326)	(731,326)	(731,326)	(754,257)	(766,585)
1001	43900	101	510506	General Fund	DPW - Fleet Operations	Equip Allow (Auto,Phone,Tools)	(1,505)	(1,508)	-	-	-	-	-
1001	43900	731	510506	General Fund	DPW - Fleet Operations	Equip Allow (Auto,Phone,Tools)	(960)	(960)	(959)	(959)	(959)	(1,000)	(1,030)
1001	43900	732	510506	General Fund	DPW - Fleet Operations	Equip Allow (Auto,Phone,Tools)	(1,620)	(1,620)	(1,610)	(1,610)	(1,620)	(1,650)	(1,700)
1001	43900	733	510506	General Fund	DPW - Fleet Operations	Equip Allow (Auto,Phone,Tools)	(2,220)	(2,220)	(2,240)	(2,240)	(2,220)	(2,250)	(2,318)
1001	43900	734	510506	General Fund	DPW - Fleet Operations	Equip Allow (Auto,Phone,Tools)	(1,200)	(1,200)	-	-	(1,200)	(1,200)	(1,236)
1001	43900	731	520515	General Fund	DPW - Fleet Operations	Health Insurance Opt-Out	-	-	-	-	-	-	-
1001	43900	732	520515	General Fund	DPW - Fleet Operations	Health Insurance Opt-Out	-	-	-	-	-	-	-
1001	43900	733	520515	General Fund	DPW - Fleet Operations	Health Insurance Opt-Out	-	-	-	-	-	-	-
1001	43900	734	520515	General Fund	DPW - Fleet Operations	Health Insurance Opt-Out	-	-	-	-	-	-	-
1001	43900	101	520520	General Fund	DPW - Fleet Operations	Life Insurance Expense	(187)	(188)	(186)	(186)	(186)	(186)	(192)
1001	43900	731	520520	General Fund	DPW - Fleet Operations	Life Insurance Expense	(119)	(120)	(119)	(119)	(119)	(119)	(123)
1001	43900	732	520520	General Fund	DPW - Fleet Operations	Life Insurance Expense	(201)	(203)	(201)	(201)	(201)	(201)	(207)
1001	43900	733	520520	General Fund	DPW - Fleet Operations	Life Insurance Expense	(277)	(279)	(238)	(238)	(238)	(238)	(245)
1001	43900	734	520520	General Fund	DPW - Fleet Operations	Life Insurance Expense	(149)	(151)	(149)	(149)	(149)	(149)	(153)
1001	43900	101	520521	General Fund	DPW - Fleet Operations	Health Insurance Expense	(38,471)	(37,637)	(37,644)	(37,644)	(37,644)	(40,401)	(41,613)
1001	43900	731	520521	General Fund	DPW - Fleet Operations	Health Insurance Expense	(21,393)	(21,058)	(20,933)	(20,933)	(20,933)	(20,933)	(21,561)
1001	43900	732	520521	General Fund	DPW - Fleet Operations	Health Insurance Expense	(36,100)	(35,534)	(35,324)	(35,324)	(35,324)	(35,324)	(36,384)
1001	43900	733	520521	General Fund	DPW - Fleet Operations	Health Insurance Expense	(49,471)	(48,695)	(41,866)	(41,866)	(41,866)	(41,866)	(43,122)
1001	43900	734	520521	General Fund	DPW - Fleet Operations	Health Insurance Expense	(26,742)	(26,322)	(26,166)	(26,166)	(26,166)	(26,166)	(26,951)
1001	43900	101	520522	General Fund	DPW - Fleet Operations	Social Security Expense	(10,785)	(10,530)	(12,125)	(12,125)	(12,125)	(12,030)	(12,391)
1001	43900	731	520522	General Fund	DPW - Fleet Operations	Social Security Expense	(5,119)	(5,191)	(5,594)	(5,594)	(5,594)	(5,746)	(5,918)
1001	43900	732	520522	General Fund	DPW - Fleet Operations	Social Security Expense	(8,379)	(8,672)	(9,441)	(9,441)	(9,441)	(9,696)	(9,987)
1001	43900	733	520522	General Fund	DPW - Fleet Operations	Social Security Expense	(11,482)	(11,884)	(11,189)	(11,189)	(11,189)	(11,491)	(11,836)
1001	43900	734	520522	General Fund	DPW - Fleet Operations	Social Security Expense	(6,207)	(6,424)	(6,993)	(6,993)	(6,993)	(7,182)	(7,397)
1001	43900	101	520523	General Fund	DPW - Fleet Operations	Medicare Expense	(2,522)	(2,463)	(2,836)	(2,836)	(2,836)	(2,813)	(2,897)
1001	43900	731	520523	General Fund	DPW - Fleet Operations	Medicare Expense	(1,197)	(1,214)	(1,308)	(1,308)	(1,308)	(1,344)	(1,384)
1001	43900	732	520523	General Fund	DPW - Fleet Operations	Medicare Expense	(1,959)	(2,028)	(2,208)	(2,208)	(2,208)	(2,268)	(2,336)
1001	43900	733	520523	General Fund	DPW - Fleet Operations	Medicare Expense	(2,685)	(2,779)	(2,617)	(2,617)	(2,617)	(2,687)	(2,768)
1001	43900	734	520523	General Fund	DPW - Fleet Operations	Medicare Expense	(1,451)	(1,502)	(1,635)	(1,635)	(1,635)	(1,680)	(1,730)
1001	43900	101	520527	General Fund	DPW - Fleet Operations	IMRF Contributions	(12,046)	(16,524)	(16,310)	(16,310)	(16,310)	(10,788)	(11,112)
1001	43900	731	520527	General Fund	DPW - Fleet Operations	IMRF Contributions	(5,770)	(8,013)	(7,525)	(7,525)	(7,525)	(5,152)	(5,307)
1001	43900	732	520527	General Fund	DPW - Fleet Operations	IMRF Contributions	(9,425)	(13,373)	(12,699)	(12,699)	(12,699)	(8,695)	(8,956)
1001	43900	733	520527	General Fund	DPW - Fleet Operations	IMRF Contributions	(12,915)	(18,326)	(15,051)	(15,051)	(15,051)	(10,305)	(10,614)
1001	43900	734	520527	General Fund	DPW - Fleet Operations	IMRF Contributions	(6,981)	(9,906)	(9,407)	(9,407)	(9,407)	(6,441)	(6,634)
SUB-TOTAL FRINGE BENEFITS							(279,538)	(296,524)	(284,573)	(284,573)	(285,763)	(270,001)	(278,101)
1001	43900	101	530650	General Fund	DPW - Fleet Operations	Conferences Training	(8,074)	(3,550)	(5,000)	(5,000)	(3,130)	(6,500)	(6,637)
1001	43900	101	530667	General Fund	DPW - Fleet Operations	External Support	(750)	(1,918)	(1,950)	(1,950)	(1,950)	(12,550)	(12,814)

VILLAGE OF OAK PARK
FISCAL YEAR 2022 BUDGET
GENERAL FUND - PUBLIC WORKS FLEET OPERATIONS

Fund	Dept	Program	Account	Description	Department	Description	2019	2020	Original	Amended	Year	2022	2023
							Actual	Actual	2021	2021	End	Adopted	Forecasted
									Budget	Budget	Estimate	Budget	Budget
1001	43900	731	530667	General Fund	DPW - Fleet Operations	External Support	(12,416)	(34,234)	(15,000)	(25,000)	(25,000)	(30,000)	(30,630)
1001	43900	732	530667	General Fund	DPW - Fleet Operations	External Support	(23,076)	(31,528)	(30,000)	(42,000)	(40,000)	(45,000)	(45,945)
1001	43900	733	530667	General Fund	DPW - Fleet Operations	External Support	(13,858)	(23,377)	(30,000)	(36,500)	(30,000)	(47,000)	(47,987)
1001	43900	734	530667	General Fund	DPW - Fleet Operations	External Support	(3,965)	(3,474)	(7,000)	(7,000)	(7,000)	(10,000)	(10,210)
SUB-TOTAL CONTRACTUAL SERVICES							(62,139)	(98,081)	(88,950)	(117,450)	(107,080)	(151,050)	(154,222)
1001	43900	733	540693	General Fund	DPW - Fleet Operations	Natural Gas	-	-	-	-	-	-	-
1001	43900	734	540693	General Fund	DPW - Fleet Operations	Natural Gas	-	-	-	-	-	-	-
1001	43900	101	550601	General Fund	DPW - Fleet Operations	Printing	(25)	-	-	-	-	-	-
1001	43900	101	550602	General Fund	DPW - Fleet Operations	Membership Dues	(2,638)	(1,222)	(2,842)	(2,842)	(2,352)	(3,052)	(3,116)
1001	43900	101	550603	General Fund	DPW - Fleet Operations	Postage	(1,033)	(568)	(1,100)	(1,100)	(1,100)	(1,100)	(1,123)
1001	43900	101	550605	General Fund	DPW - Fleet Operations	Travel & Mileage Reimbursement	(180)	(72)	(200)	(200)	(200)	(500)	(511)
1001	43900	101	550632	General Fund	DPW - Fleet Operations	Laundry Service	(5,324)	(5,669)	(5,750)	(5,750)	(5,750)	(5,750)	(5,871)
1001	43900	101	550652	General Fund	DPW - Fleet Operations	Legal Postings and Doc. Fees	(142)	(308)	(300)	(300)	(150)	(200)	(204)
1001	43900	101	550671	General Fund	DPW - Fleet Operations	Office Machine Service	-	(1,000)	(1,000)	(1,000)	(1,000)	(4,000)	(4,084)
1001	43900	101	560620	General Fund	DPW - Fleet Operations	Office Supplies	(1,351)	(1,129)	(1,500)	(1,500)	(1,500)	(1,500)	(1,532)
1001	43900	101	560625	General Fund	DPW - Fleet Operations	Clothing	(1,974)	(1,428)	(1,500)	(1,500)	(1,500)	(1,500)	(1,532)
1001	43900	713	560627	General Fund	DPW - Fleet Operations	Building Materials	-	-	-	-	-	-	-
1001	43900	101	560631	General Fund	DPW - Fleet Operations	Operational Supplies	(16,984)	(14,865)	(17,000)	(17,000)	(17,000)	(13,000)	(13,273)
1001	43900	731	560636	General Fund	DPW - Fleet Operations	Fuel	(31,493)	(27,430)	(32,000)	(32,000)	(32,000)	(38,000)	(38,798)
1001	43900	732	560636	General Fund	DPW - Fleet Operations	Fuel	(147,057)	(110,764)	(150,000)	(147,500)	(150,000)	(160,000)	(163,360)
1001	43900	733	560636	General Fund	DPW - Fleet Operations	Fuel	(80,688)	(43,773)	(75,000)	(75,000)	(75,000)	(85,000)	(86,785)
1001	43900	734	560636	General Fund	DPW - Fleet Operations	Fuel	(80,566)	(47,899)	(84,000)	(83,000)	(84,000)	(90,000)	(91,890)
1001	43900	101	560637	General Fund	DPW - Fleet Operations	Vehicle Equipment Parts	-	-	-	-	-	-	-
1001	43900	731	560637	General Fund	DPW - Fleet Operations	Vehicle Equipment Parts	(28,025)	(32,175)	(33,000)	(33,000)	(33,000)	(34,000)	(34,714)
1001	43900	732	560637	General Fund	DPW - Fleet Operations	Vehicle Equipment Parts	(50,609)	(69,041)	(60,000)	(72,000)	(60,000)	(70,000)	(71,470)
1001	43900	733	560637	General Fund	DPW - Fleet Operations	Vehicle Equipment Parts	(73,880)	(74,782)	(80,000)	(80,000)	(80,000)	(80,000)	(81,680)
1001	43900	734	560637	General Fund	DPW - Fleet Operations	Vehicle Equipment Parts	(17,793)	(12,592)	(25,000)	(25,000)	(25,000)	(30,000)	(30,630)
1001	43900	731	560644	General Fund	DPW - Fleet Operations	Lubricants	(2,416)	(2,704)	(3,000)	(5,500)	(6,000)	(6,000)	(6,126)
1001	43900	732	560644	General Fund	DPW - Fleet Operations	Lubricants	(1,766)	(1,964)	(3,000)	(3,000)	(4,000)	(5,000)	(5,105)
1001	43900	733	560644	General Fund	DPW - Fleet Operations	Lubricants	(2,108)	(2,251)	(3,000)	(5,100)	(5,000)	(5,000)	(5,105)
1001	43900	734	560644	General Fund	DPW - Fleet Operations	Lubricants	(2,108)	(2,239)	(2,500)	(3,700)	(4,000)	(4,500)	(4,595)
SUB-TOTAL MATERIALS & SUPPLIES							(548,160)	(453,875)	(581,692)	(595,992)	(588,552)	(638,102)	(651,502)
1001	43900	101	570720	General Fund	DPW - Fleet Operations	Computer Equipment	-	(2,479)	-	-	-	-	-
SUB-TOTAL CAPITAL OUTLAY							-	(2,479)	-	-	-	-	-
TOTAL EXPENDITURES							(1,620,491)	(1,597,681)	(1,686,541)	(1,729,341)	(1,712,721)	(1,813,410)	(1,850,410)



VILLAGE CLERK'S OFFICE

EXECUTIVE OVERVIEW

DEPARTMENTAL SUMMARY

The Office of the Village Clerk records the proceedings of all Village Board meetings, including committee and special meetings; maintains all official records of the Village Board (including minutes and ordinances), is the keeper of the Village Seal; and monitors Village compliance with the Open Meetings Act and Freedom of Information Act. The Village Clerk's office also serves as the local election authority and registrar for voters.

MISSION STATEMENT

Our Purpose is to keep official records in an independently managed and publicly accessible elected office.

Our Business is to provide meticulous and professional records management, and to facilitate public participation in open government.

Our Values are to provide gracious, diplomatic customer service, and serve with fairness and accuracy.

The statutory requirements of the Village Clerk's Office include:

- Attend all meetings of the Corporate Authorities (Village Board) and keep a full journal of its proceedings. 65 ILCS 5/3.1-35-90(a).
- Keep the corporate seal of the Village, and keep all books, records, ordinances, resolutions, and papers belonging to the Village, the custody and control of which are not given to other officers.
- Make preparations for and supervise all Village elections. 65 ILCS 5/1-1.8.
- Issue all notices under the Open Meetings Act, including the annual notice and notices of special meetings. 5 ILCS 120/2.02(a).
- Administer oaths. 65 ILCS 5/5-3-9.
- Administer the Freedom of Information Act and the Local Records Act, which provides for the preservation and destruction of public records. 5 ILCS 140/3.5; 50 ILCS 205/4.
- Manage all reports, filings, notices and publications made on behalf of the Village, including the filing of a certified copy of the tax levy ordinance, copies of annexation or disconnection ordinances, copies of subdivision plats and other documents with the county clerk and county recorder. 65 ILCS 5/5-3-2.
- Prepare a certification of the authenticity of the annual report and further attest that it was published or posted as required by state statute. 50 ILCS 305/1.
- Receive service of process in litigation filed against the Village. 735 ILCS 5/2-211.

Under the Village Code, Oak Park has designated the Village Clerk's Office to:

- Receive and maintain all disclosure statements for conflict of interest and code of ethics for elected and appointed officers of the Village.
- Work with the Citizen Involvement Commission in order to foster citizen participation on various boards, commissions, and committees of the Village.

2021 ACCOMPLISHMENTS

MINUTES, RECORDS AND TRANSCRIPTS

The Village Clerk's Office supplies minutes for all Village of Oak Park regular session Board meetings and for special Village Board meetings, executive sessions, and committee meetings. All minutes, records, resolutions, proclamations, ordinances, and contracts are maintained in the Village Clerk's Office.

ADVISORY BOARDS AND COMMISSIONS

The Village Clerk's Office maintains records for membership on 19 boards and commissions, appointments and reappointments of commissioners, maintains certification of the Open Meetings Act requirement, and serves as the staff liaison to the Citizen Involvement Commission. The Village Clerk's office and the Citizen Involvement Commission have increased citizen awareness of civic service, worked to engage and recruit from all sectors of the community, provide needed support and training to commissioners, and maintained a low vacancy rate on volunteer commissions.

LOCAL ELECTION OFFICIAL, OATH OF OFFICE, AND VOTER REGISTRATION

The Village Clerk's Office received petitions for 17 candidates for various municipal offices for the 2021 consolidated election. The Village Clerk's Office certified all candidates and referendum questions, certified the ballot, hosted voter registration, grace period registration, early voting, and certified results of the election to the Cook County Clerk's Office. The Village Clerk's Office swore in all newly elected officials, police officers, and fire fighters.

NOTARY SERVICES AND CUSTOMER SERVICE

The Village Clerk's Office averages providing free notary services to approximately 20 residents a month and assisting 200 members of the public with access to Village records and services.

2022 WORK PLAN

MINUTES, RECORDS AND TRANSCRIPTS

The Village Clerk's office will maintain and archive appropriately Village minutes, records and transcripts so that they are quickly and accurately accessible for review. In doing so, the Village Clerk's office will identify needed updates and improvements in current procedures.

The Village Clerk's Office will collaborate with the Village Manager's Office and the Communications Department to identify solutions for efficient document management and retention of all Village Ordinances, Resolutions and Contracts.

FREEDOM OF INFORMATION ACT

The Village Clerk's office plans to implement procedure improvements, identified through a proper review, for processing of freedom of information requests. In addition, the Village Clerk's office plans to evaluate options for storing and making accessible results of freedom of information requests for public view.

ADVISORY BOARDS AND COMMISSIONS

The Village Clerk's office, with the Citizen Involvement Commission, will continue to increase citizen awareness of civic services, engage and recruit volunteers from all sectors of the community, and provide needed support and training for commissioners with a goal of filling all vacancies and maintaining an appropriate waitlist.

The Village Clerk's Office will collaborate with the Village Manager's Office and the Communications Department to identify solutions to maintain the Advisory Board and Commissions database.

LOCAL ELECTION OFFICIAL, NOTARY SERVICES, AND VOTER REGISTRATION

The Village Clerk's office will work to increase voter turnout for municipal elections by increasing voter registration, spreading awareness of upcoming elections and volunteer opportunities, and responding to a community desire for transparency and understanding of how decisions are made in the Village of Oak Park.

The Village Clerk's office will continue to provide notary services and voter registration.

VILLAGE OF OAK PARK
FISCAL YEAR 2022 BUDGET
GENERAL FUND - VILLAGE CLERK'S OFFICE

<u>Fund</u>	<u>Dept</u>	<u>Program</u>	<u>Account</u>	<u>Description</u>	<u>Department</u>	<u>Description</u>	<u>2019 Actual</u>	<u>2020 Actual</u>	<u>Original 2021 Budget</u>	<u>Amended 2021 Budget</u>	<u>Year End Estimate</u>	<u>2022 Adopted Budget</u>	<u>2023 Forecasted Budget</u>
1001	41100	101	510501	General Fund	Village Clerk's Office (VCO)	Regular Salaries	(134,410)	(138,998)	(139,867)	(139,867)	(139,867)	(149,060)	(153,532)
						SUB-TOTAL PERSONAL SERVICES	(134,410)	(138,998)	(139,867)	(139,867)	(139,867)	(149,060)	(153,532)
1001	41100	101	520520	General Fund	Village Clerk's Office (VCO)	Life Insurance Expense	(187)	(188)	(186)	(186)	(186)	(186)	(186)
1001	41100	101	520521	General Fund	Village Clerk's Office (VCO)	Health Insurance Expense	(30,737)	(33,626)	(40,401)	(40,401)	(40,401)	(29,621)	(31,102)
1001	41100	101	520522	General Fund	Village Clerk's Office (VCO)	Social Security Expense	(7,811)	(8,049)	(8,672)	(8,672)	(8,672)	(9,242)	(9,519)
1001	41100	101	520523	General Fund	Village Clerk's Office (VCO)	Medicare Expense	(1,827)	(1,882)	(2,028)	(2,028)	(2,028)	(2,161)	(2,226)
1001	41100	101	520527	General Fund	Village Clerk's Office (VCO)	IMRF Contributions	(8,710)	(12,310)	(11,665)	(11,665)	(11,665)	(8,288)	(8,537)
						SUB-TOTAL FRINGE BENEFITS	(49,272)	(56,055)	(62,952)	(62,952)	(62,952)	(49,498)	(51,570)
1001	41100	101	530650	General Fund	Village Clerk's Office (VCO)	Conferences Training	(1,305)	(30)	(1,200)	(1,200)	(1,000)	(1,200)	(1,225)
1001	41100	101	530658	General Fund	Village Clerk's Office (VCO)	Temporary Services	-	-	-	-	-	-	-
1001	41100	101	530667	General Fund	Village Clerk's Office (VCO)	External Support	(12,327)	(11,486)	(14,000)	(14,000)	(14,000)	(14,000)	(14,294)
						SUB-TOTAL CONTRACTUAL SERVICES	(13,632)	(11,516)	(15,200)	(15,200)	(15,000)	(15,200)	(15,519)
1001	41100	101	550601	General Fund	Village Clerk's Office (VCO)	Printing	-	(41)	(125)	(125)	(100)	(100)	(102)
1001	41100	101	550602	General Fund	Village Clerk's Office (VCO)	Membership Dues	(290)	(290)	(350)	(350)	(350)	(350)	(357)
1001	41100	101	550603	General Fund	Village Clerk's Office (VCO)	Postage	(60)	(81)	(75)	(75)	(100)	(100)	(102)
1001	41100	101	550604	General Fund	Village Clerk's Office (VCO)	Freight & Shipping Expense	-	-	-	-	-	-	-
1001	41100	101	550605	General Fund	Village Clerk's Office (VCO)	Travel & Mileage Reimbursement	(593)	-	(1,000)	(1,000)	(500)	(1,100)	(1,123)
1001	41100	101	550652	General Fund	Village Clerk's Office (VCO)	Legal Postings and Doc. Fees	-	(441)	(600)	(600)	(600)	(600)	(613)
1001	41100	101	560620	General Fund	Village Clerk's Office (VCO)	Office Supplies	(832)	(1,318)	(2,500)	(2,500)	(2,500)	(2,500)	(2,553)
1001	41100	113	560620	General Fund	Village Clerk's Office (VCO)	Office Supplies	-	-	-	-	-	-	-
						SUB-TOTAL MATERIALS & SUPPLIES	(1,775)	(2,171)	(4,650)	(4,650)	(4,150)	(4,750)	(4,850)
1001	41100	101	570711	General Fund	Village Clerk's Office (VCO)	Software	-	-	(17,000)	(17,000)	-	(8,100)	(8,270)
						SUB-TOTAL CAPITAL OUTLAY	-	-	(17,000)	(17,000)	-	(8,100)	(8,270)
						TOTAL EXPENDITURES	(199,089)	(208,740)	(239,669)	(239,669)	(221,969)	(226,608)	(233,741)

VILLAGE PRESIDENT & BOARD OF TRUSTEES

Pursuant to §2-2-4 of the Municipal Code the Village President and Board of Trustees via their legislative authority established under state law are elected by the citizens of Oak Park to establish the policies related to the operation of the Village Government. The Village President and Board of Trustees are responsible for the selection and employment of the Village Manager and annually establish the goals and vision for the organization and authorize the annual budget/appropriations document to support the implementation of these goals.

VILLAGE OF OAK PARK
FISCAL YEAR 2022 BUDGET
GENERAL FUND - BOARD OF TRUSTEES

<u>Fund</u>	<u>Dept</u>	<u>Program</u>	<u>Account</u>	<u>Description</u>	<u>Department</u>	<u>Description</u>	<u>2019</u> <u>Actual</u>	<u>2020</u> <u>Actual</u>	<u>Original</u> <u>2021</u> <u>Budget</u>	<u>Amended</u> <u>2021</u> <u>Budget</u>	<u>Year</u> <u>End</u> <u>Estimate</u>	<u>2022</u> <u>Adopted</u> <u>Budget</u>	<u>2023</u> <u>Forecasted</u> <u>Budget</u>
1001	41010	101	510501	General Fund	Board of Trustees	Regular Salaries	(107,545)	(115,832)	(115,200)	(115,200)	(115,200)	(115,200)	(115,200)
						SUB-TOTAL PERSONAL SERVICES	(107,545)	(115,832)	(115,200)	(115,200)	(115,200)	(115,200)	(115,200)
1001	41010	101	520520	General Fund	Board of Trustees	Life Insurance Expense	-	-	-	-	-	-	-
1001	41010	101	520522	General Fund	Board of Trustees	Social Security Expense	(6,002)	(6,456)	(7,142)	(7,142)	(7,142)	(7,142)	(7,142)
1001	41010	101	520523	General Fund	Board of Trustees	Medicare Expense	(1,404)	(1,510)	(1,670)	(1,670)	(1,670)	(1,670)	(1,670)
						SUB-TOTAL FRINGE BENEFITS	(7,406)	(7,966)	(8,812)	(8,812)	(8,812)	(8,812)	(8,812)
1001	41010	101	530667	General Fund	Board of Trustees	External Support	-	-	-	(25,000)	(25,000)	-	-
1001	41010	101	530650	General Fund	Board of Trustees	Conferences Training	(3,613)	(155)	(1,500)	(1,500)	(1,500)	(1,500)	(1,532)
						SUB-TOTAL CONTRACTUAL SERVICES	(3,613)	(155)	(1,500)	(26,500)	(26,500)	(1,500)	(1,532)
1001	41010	101	550601	General Fund	Board of Trustees	Printing	-	-	-	-	-	-	-
1001	41010	101	550602	General Fund	Board of Trustees	Membership Dues	(4,353)	(10,622)	(11,247)	(11,247)	(11,247)	(12,000)	(12,252)
1001	41010	101	550603	General Fund	Board of Trustees	Postage	(28)	(15)	(75)	(75)	(75)	(75)	(77)
1001	41010	101	550605	General Fund	Board of Trustees	Travel & Mileage Reimbursement	-	(37)	(50)	(50)	(50)	(50)	(51)
1001	41010	101	550606	General Fund	Board of Trustees	Books & Subscriptions	-	-	(200)	(200)	(200)	(200)	(204)
1001	41010	101	550656	General Fund	Board of Trustees	Miscellaneous Expense	-	-	(200)	(200)	(200)	(200)	(204)
1001	41010	101	560620	General Fund	Board of Trustees	Office Supplies	(1,223)	(82)	(6,500)	(6,500)	(6,500)	(1,000)	(1,021)
1001	41010	101	560631	General Fund	Board of Trustees	Operational Supplies	(235)	-	(1,000)	(1,000)	(1,000)	(1,000)	(1,021)
1001	41010	101	560638	General Fund	Board of Trustees	Special Events	(1,671)	-	(2,000)	(2,000)	(2,000)	(2,500)	(2,553)
1001	41010	101	560651	General Fund	Board of Trustees	Employee Awards Recognition	-	-	-	-	-	-	-
						SUB-TOTAL MATERIALS & SUPPLIES	(7,510)	(10,756)	(21,272)	(21,272)	(21,272)	(17,025)	(17,383)
						TOTAL EXPENDITURES	(126,074)	(134,709)	(146,784)	(171,784)	(171,784)	(142,537)	(142,926)

Special Revenue Funds

Special Revenue Funds are isolated from the general operations of the Village. These funds are for the financial management of Village services funded by revenues that have been earmarked for specific purposes. While the use of such revenues is sometimes guided by state and federal requirements, they can also be guided by policy directives from the Village Board of Trustees.

The Village maintains the following Special Revenue Funds:

- American Rescue Plan Fund
- Bullet Proof Vest Grant Fund
- Community Development Block Grant (CDBG) Fund
- Community Development Block Grant Revolving Loan Fund
- Cook County Lead Hazard Prevention Grant Fund
- Earth Fest Fund
- Emergency Solutions Grant Fund
- Farmer's Market Fund
- Federal Recovered Drug Asset Forfeiture (RICO) Fund
- Foreign Fire Insurance Fund
- Health Grant Funds
- IL Department of Transportation Grant Fund
- Madison Street Tax Increment Financing District Fund
- Motor Fuel Tax Fund
- Special Services Area (SSA) #1 Fund
- Section 108 Loan Fund
- Special Services Area (SSA) #7
- Special Services Area (SSA) #8
- State Recovered Drug Asset Forfeiture (RICO) Fund
- Sustainability Fund
- Tobacco Enforcement Program Fund
- Travel, Training & Wellness Fund

Affordable Housing Fund

Fund Summary:

This Fund tracks developer contributions that the Village uses for affordable housing. Prior to Fiscal Year 2022, these funds were restricted and included in the General Fund.

Description	Award Date	FY		Affordable Housing	Notes
		Expenditure	Year		
Beginning Balance (Whiteco contribution)				400,000	
Contribution from sale of 708-714 Lake St. (District House)	01/09/16		2016	280,000	
Contribution from sale of 323-329 Harlem (Lincoln)	06/23/17		2017	744,291	
Contribution Lexington Reserve at Oak Park LLC	08/28/18		2018	210,000	
Drawdown Housing Forward, Inc. (Flexible Rental Assistance Program)	09/04/18		2018	(230,000)	
Drawdown Housing Forward, Inc. 324 N. Austin (Sojourner House)	09/04/18		2018	(268,108)	
Drawdown OP Housing Authority 2013	12/31/13		2013	(25,000)	
Drawdown OP Housing Authority 2014	12/31/14		2014	(25,000)	
Drawdown OP Housing Authority 2015	12/31/15		2015	(35,000)	
Drawdown OP Housing Authority 2016	12/31/16		2016	(35,000)	
Drawdown OP Housing Authority 2017	12/31/17		2017	(35,000)	
Drawdown OP Housing Authority 2018	12/31/18		2018	(35,000)	
Drawdown OP Housing Authority 2021	12/31/21		2021	(35,000)	
Contribution Madison Apartments- 435 Madison Street	12/31/21		2021	550,000	
Drawdown The Community Builders, Oak Park LLC (809 S. Oak Park Ave.)	02/07/19		2019	(500,000)	
Contribution Lake Street Apartments- 835 Lake Street	12/31/21		2022	1,000,000	
Reversal Housing Forward, Inc. 324 N. Austin (Carried into FY22)	09/04/18		2022	133,166	(A) Unspent carried into FY22
Projected Affordable Housing Reserves at 12/31/21				2,094,349	
Drawdown Showalter Home Contract	09/04/18		2022	(133,166)	(A) Carryforward from 2018
Drawdown Icon Capital Group, Inc. (Elevator for 855 Lake Street)	12/31/22		2022	(260,000)	
Drawdown OP Housing Authority 2021	12/31/22		2022	(35,000)	
Contribution Marion/Pleasant Apartments- 203 Marion	12/31/22		2022	1,600,000	
Projected Affordable Housing Reserves at 12/31/22				3,266,183	

VILLAGE OF OAK PARK
 FISCAL YEAR 2022 BUDGET
 AFFORDABLE HOUSING FUND

<u>Fund</u>	<u>Dept</u>	<u>Program</u>	<u>Account</u>	<u>Description</u>	<u>Department</u>	<u>Description</u>	<u>2019</u> <u>Actual</u>	<u>2020</u> <u>Actual</u>	<u>Original</u> <u>2021</u> <u>Budget</u>	<u>Amended</u> <u>2021</u> <u>Budget</u>	<u>Year</u> <u>End</u> <u>Estimate</u>	<u>2022</u> <u>Adopted</u> <u>Budget</u>	<u>2023</u> <u>Forecasted</u> <u>Budget</u>
2077	46260	101	441454	Affordable Housing Fund	DCS Admin	Developer AH Contributions	-	-	-	-	1,550,000	1,600,000	-
2077	46260	101	491401	Affordable Housing Fund	DCS Admin	Transfer from General Fund	-	-	-	-	544,349	-	-
SUB-TOTAL REVENUES							-	-	-	-	2,094,349	1,600,000	-
2077	46260	101	583670	Affordable Housing Fund	DCS Admin	Affordable Housing Payments	-	-	-	-	-	(428,166)	-
SUB-TOTAL EXPENDITURES							-	-	-	-	-	(428,166)	-
NET SURPLUS/(DEFICIT)							-	-	-	-	2,094,349	1,171,834	-

Beginning Audited Fund Balance 1/1/21
 2020 Projected Surplus (Deficit)
 Ending Projected Fund Balance 12/31/21

-
2,094,349
2,094,349

Estimated Fund Balance 1/1/22
 2021 Budgeted Surplus (Deficit)
 Ending Estimated Fund Balance 12/31/22

2,094,349
1,171,834
3,266,183

Estimated Fund Balance 1/1/23
 2022 Budgeted Surplus (Deficit)
 Ending Estimated Fund Balance 12/31/23

3,266,183
 -
3,266,183

American Rescue Plan Act Fund

Fund Summary:

Under the American Rescue Plan Act of 2021, the Village will receive a total allocation of \$38,984,402. Half of this amount, or \$19,492,201 was already distributed to the Village in 2021 and the second half is anticipated to be distributed in 2022.

These Funds can be spent under the following broad categories:

- 1) Replacing lost revenues for four calendar years (2020, 2021, 2022 and 2023)
- 2) Support public health in response to COVID-19 (i.e. vaccinations, education, rental assistance, business grants/relief)
- 3) Provide for economic mobility by addressing negative economic impacts created by the public health emergency related to COVID-19 (i.e. homelessness)
- 4) Health equity (water, sewer, and broadband infrastructure)

Pursuant to #1 above (lost revenues), once funds have been deemed by the municipality and accepted by the US Treasury as lost revenue, according to Federal guidance, these funds will then become less restrictive with the only spending prohibitions being: 1) using those funds paying for debt service (principal and interest), 2) paying down pension liabilities, 3) payment of legal settlements/judgements, and 4) replenishing financial reserves.

VILLAGE OF OAK PARK
 FISCAL YEAR 2022 BUDGET
 AMERICAN RESCUE PLAN FUND (ARP)

<u>Fund</u>	<u>Dept</u>	<u>Program</u>	<u>Account</u>	<u>Description</u>	<u>Department</u>	<u>Description</u>	<u>2019 Actual</u>	<u>2020 Actual</u>	<u>Original 2021 Budget</u>	<u>Amended 2021 Budget</u>	<u>Year End Estimate</u>	<u>2022 Adopted Budget</u>	<u>2023 Forecasted Budget</u>
2078	41300	101	431400	American Rescue Fund	Finance	Grant Distribution	-	-	-	-	19,492,201	19,492,201	-
SUB-TOTAL REVENUE							-	-	-	-	19,492,201	19,492,201	-
2078	41300	101	530656	American Rescue Fund	Finance	Contractual Services	-	-	-	-	-	(75,000)	-
2078	41300	101	583675	American Rescue Fund	Finance	Housing Forward	-	-	-	(250,000)	(250,000)	(250,000)	-
2078	41300	101	583618	American Rescue Fund	Finance	Beyond Hunger	-	-	-	(42,500)	(42,500)	(42,500)	-
2078	41300	101	583672	American Rescue Fund	Finance	BNPCR Non-Profit PPE Grants	-	-	-	(75,000)	(75,000)	(25,000)	-
2078	41300	101	583673	American Rescue Fund	Finance	BNPCR Small Bus PPE Grants	-	-	-	(112,500)	(112,500)	(37,500)	-
2078	41300	101	583674	American Rescue Fund	Finance	BNPCR Rent/Mortgage Grants	-	-	-	(225,000)	(225,000)	(75,000)	-
2078	41300	101	591801	American Rescue Fund	Finance	Interfund Transfer Out General	-	-	-	(9,949,271)	(9,949,271)	-	-
2078	41300	101	591860	American Rescue Fund	Finance	Interfund Transfer Out Parking	-	-	-	(3,899,581)	(3,899,581)	-	-
2078	41300	101	591890	American Rescue Fund	Finance	Interfund Transfer Out Sustainability	-	-	-	(82,366)	(82,366)	-	-
2078	41300	101	591895	American Rescue Fund	Finance	Interfund Transfer Out CIP	-	-	-	(148,602)	(148,602)	-	-
SUB-TOTAL EXPENDITURES							-	-	-	(14,784,820)	(14,784,820)	(505,000)	-
NET SURPLUS/(DEFICIT)							-	-	-	(14,784,820)	4,707,381	18,987,201	-

Beginning Audited Fund Balance 1/1/21
 2020 Projected Surplus (Deficit)
 Ending Projected Fund Balance 12/31/21

-
4,707,381
4,707,381

Estimated Fund Balance 1/1/22
 2021 Budgeted Surplus (Deficit)
 Ending Estimated Fund Balance 12/31/22

4,707,381
18,987,201
23,694,582

Estimated Fund Balance 1/1/23
 2022 Budgeted Surplus (Deficit)
 Ending Estimated Fund Balance 12/31/23

23,694,582
 -
23,694,582

Bullet Proof Vest Grant Fund

Fund Summary:

The Bullet Proof Vest Grant is a U.S. Department of Justice initiative designed to provide a critical resource to state and local law enforcement. The police department applies for the grant every year to purchase and replace sworn officers' bullet proof vests.

VILLAGE OF OAK PARK
 FISCAL YEAR 2022 BUDGET
 BULLET PROOF VEST GRANT FUND

<u>Fund</u>	<u>Dept</u>	<u>Program</u>	<u>Account</u>	<u>Description</u>	<u>Department</u>	<u>Description</u>	<u>2019 Actual</u>	<u>2020 Actual</u>	<u>Original 2021 Budget</u>	<u>Amended 2021 Budget</u>	<u>Year End Estimate</u>	<u>2022 Adopted Budget</u>	<u>2023 Forecasted Budget</u>
2200	42490	101	431400	Bullet Proof Vest Grant	POLICE - Grants	Grant Revenue	16,193	6,807	5,500	5,500	5,500	7,500	7,500
						SUB-TOTAL REVENUES	16,193	6,807	5,500	5,500	5,500	7,500	7,500
2200	42490	101	560625	Bullet Proof Vest Grant	POLICE - Grants	Clothing	(16,193)	(6,807)	(5,500)	(5,500)	(5,500)	(7,500)	(7,500)
						SUB-TOTAL EXPENDITURES	(16,193)	(6,807)	(5,500)	(5,500)	(5,500)	(7,500)	(7,500)
						NET SURPLUS/(DEFICIT)	-	-	-	-	-	-	-

Community Development Block Grant (CDBG)

Fund Summary

The Community Development Block Grant (CDBG) program is HUD's most important community development program and it is one of the most flexible programs provided to the Village by the federal government. This flexibility is designed to promote innovative programs in economically disadvantaged areas of the community.

The Emergency Solutions Grant (ESG) program is designed to identify sheltered and unsheltered homeless persons, as well as those at risk of homelessness, and provide the services necessary to help those people quickly regain stability in permanent housing after experiencing a housing crisis and/or homelessness.

VILLAGE OF OAK PARK
FISCAL YEAR 2022 BUDGET
COMMUNITY DEVELOPMENT BLOCK GRANT FUND

Fund	Dept	Program	Account	Description	Department	Description	2019	2020	Original	Amended	Year	2022	2023
							Actual	Actual	2021	2021	End	Adopted	Forecasted
							Budget	Budget	Budget	Budget	Estimate	Budget	Budget
2083	41300	101	441462	Community Dev Block Grant	DCS - Neig. Srv. - CDBG	Miscellaneous Revenue	18,790	-	-	-	-	-	-
2083	46201	101	431401	Community Dev Block Grant	DCS - Neig. Srv. - CDBG	Federal CARES Act Revenue	-	372,206	577,647	577,647	572,515	315,033	324,484
2083	46201	101	431400	Community Dev Block Grant	DCS - Neig. Srv. - CDBG	Grant Revenue	1,590,072	981,969	2,203,102	2,203,102	1,729,485	2,335,104	2,405,157
SUB-TOTAL REVENUE							1,608,862	1,354,175	2,780,749	2,780,749	2,302,000	2,650,137	2,729,641
2083	46201	101	510501	Community Dev Block Grant	DCS - Neig. Srv. - CDBG	Regular Salaries	(124,633)	(98,933)	(148,308)	(148,308)	(148,308)	(148,308)	(152,757)
2083	46201	101	510503	Community Dev Block Grant	DCS - Neig. Srv. - CDBG	Overtime	-	-	-	-	-	-	-
2083	46201	101	520520	Community Dev Block Grant	DCS - Neig. Srv. - CDBG	Life Insurance Expense	-	-	(186)	(186)	(186)	(186)	(192)
2083	46201	101	520521	Community Dev Block Grant	DCS - Neig. Srv. - CDBG	Health Insurance Expense	(29,328)	(23,504)	(37,134)	(37,134)	(37,134)	(37,134)	(38,248)
2083	46201	101	520522	Community Dev Block Grant	DCS - Neig. Srv. - CDBG	Social Security Expense	(7,628)	(5,581)	(9,055)	(9,055)	(9,055)	(9,055)	(9,327)
2083	46201	101	520523	Community Dev Block Grant	DCS - Neig. Srv. - CDBG	Medicare Expense	(1,784)	(1,305)	(2,117)	(2,117)	(2,117)	(2,117)	(2,181)
2083	46201	101	520527	Community Dev Block Grant	DCS - Neig. Srv. - CDBG	IMRF Contributions	(7,923)	(7,898)	(12,180)	(12,180)	(12,180)	(12,180)	(12,545)
2083	46201	101	530650	Community Dev Block Grant	DCS - Neig. Srv. - CDBG	Conferences Training	(5,137)	-	-	-	-	-	-
2083	46201	101	530675	Community Dev Block Grant	DCS - Neig. Srv. - CDBG	Bank Charges	(968)	(964)	(972)	(972)	(972)	(975)	(1,004)
2083	46201	101	550601	Community Dev Block Grant	DCS - Neig. Srv. - CDBG	Printing	-	-	-	-	-	-	-
2083	46201	101	550602	Community Dev Block Grant	DCS - Neig. Srv. - CDBG	Membership Dues	(550)	-	-	-	-	-	-
2083	46201	101	550603	Community Dev Block Grant	DCS - Neig. Srv. - CDBG	Postage	(70)	-	-	-	-	-	-
2083	46201	101	550605	Community Dev Block Grant	DCS - Neig. Srv. - CDBG	Travel & Mileage Reimbursement	(10)	-	-	-	-	-	-
2083	46201	101	550652	Community Dev Block Grant	DCS - Neig. Srv. - CDBG	Legal Postings and Doc. Fees	(1,428)	-	-	-	-	-	-
2083	46201	101	560620	Community Dev Block Grant	DCS - Neig. Srv. - CDBG	Office Supplies	(220)	-	-	-	-	-	-
2083	46201	101	583602	Community Dev Block Grant	DCS - Neig. Srv. - CDBG	Administration Village	-	(4,447)	(20,100)	(20,100)	(5,000)	(20,100)	(20,703)
2083	46201	101	583604	Community Dev Block Grant	DCS - Neig. Srv. - CDBG	African American Christian Foundation	(500)	-	(750)	(750)	-	-	-
2083	46201	101	583605	Community Dev Block Grant	DCS - Neig. Srv. - CDBG	Way Back Inn	(3,174)	(2,847)	(3,000)	(3,000)	(2,847)	(5,562)	(5,729)
2083	46201	101	583600	Community Dev Block Grant	DCS - Neig. Srv. - CDBG	Way Back Inn Facility Improvement	-	-	(6,740)	(6,740)	(6,740)	(5,862)	(6,038)
2083	46201	101	583608	Community Dev Block Grant	DCS - Neig. Srv. - CDBG	Housing Ctr Planning Support	(104,665)	(47,078)	(90,438)	(90,438)	(90,438)	(80,000)	(82,400)
2083	46201	101	583616	Community Dev Block Grant	DCS - Neig. Srv. - CDBG	Children's Clinic	(27,816)	(21,199)	(22,000)	(22,000)	(21,000)	(21,500)	(22,145)
2083	46201	101	583617	Community Dev Block Grant	DCS - Neig. Srv. - CDBG	Community Support Services	(8,202)	(5,333)	(7,500)	(7,500)	(7,500)	(8,111)	(8,354)
2083	46201	101	583619	Community Dev Block Grant	DCS - Neig. Srv. - CDBG	Day Nursery	-	(4,200)	(3,000)	(3,000)	-	-	-
2083	46201	101	583618	Community Dev Block Grant	DCS - Neig. Srv. - CDBG	OPRF Food Pantry (Beyond Hunger)	(16,711)	(17,973)	(22,000)	(22,000)	(22,000)	(22,000)	(22,660)
2083	46201	101	583621	Community Dev Block Grant	DCS - Neig. Srv. - CDBG	Thrive Counseling Center	-	(15,375)	(13,500)	(13,500)	(13,500)	(18,631)	(19,190)
2083	46201	101	583622	Community Dev Block Grant	DCS - Neig. Srv. - CDBG	Nami Metro Suburban	(13,908)	(11,000)	(11,000)	(11,000)	(11,000)	(11,000)	(11,330)
2083	46201	101	583624	Community Dev Block Grant	DCS - Neig. Srv. - CDBG	Oakleyden	(18,000)	(15,600)	-	-	-	-	-
2083	46201	101	583625	Community Dev Block Grant	DCS - Neig. Srv. - CDBG	Seguin	(22,000)	(24,400)	(32,000)	(32,000)	(32,000)	(33,000)	(33,990)
2083	46201	101	583626	Community Dev Block Grant	DCS - Neig. Srv. - CDBG	West Cook YMCA	(12,695)	(12,000)	(12,000)	(12,000)	(12,000)	-	-
2083	46201	101	583628	Community Dev Block Grant	DCS - Neig. Srv. - CDBG	Parenthesis-Mothering	(18,718)	(18,241)	(18,500)	(18,500)	(18,500)	(17,000)	(17,510)
2083	46201	101	583630	Community Dev Block Grant	DCS - Neig. Srv. - CDBG	VOP Health Department	(11,701)	(9,910)	(13,000)	(13,000)	(10,000)	(16,602)	(17,100)
2083	46201	101	583609	Community Dev Block Grant	DCS - Neig. Srv. - CDBG	CARES Housing Assistance	-	(64,913)	(200,000)	(335,087)	(100,000)	(235,087)	(242,140)
2083	46201	101	583610	Community Dev Block Grant	DCS - Neig. Srv. - CDBG	CARES Business Assistance	-	(197,485)	(250,000)	(352,515)	(352,515)	-	-
2083	46201	101	583611	Community Dev Block Grant	DCS - Neig. Srv. - CDBG	CARES Public Services Assistance	-	(77,895)	(50,000)	(84,212)	(55,000)	(29,212)	(30,088)
2083	46201	101	583629	Community Dev Block Grant	DCS - Neig. Srv. - CDBG	CARES Admin/Implementation	-	(31,913)	(77,647)	(115,087)	(65,000)	(50,784)	(52,308)
2083	46201	101	583635	Community Dev Block Grant	DCS - Neig. Srv. - CDBG	VOP Code Enforcement Prop Insp	(95,440)	(39,396)	(75,000)	(75,000)	(75,000)	(75,000)	(77,250)
2083	46201	101	583640	Community Dev Block Grant	DCS - Neig. Srv. - CDBG	Hephzibah	(16,553)	(16,000)	(16,000)	(16,000)	(16,000)	(17,000)	(17,510)
2083	46201	101	583651	Community Dev Block Grant	DCS - Neig. Srv. - CDBG	VOP Street & Sidewalks	(118,719)	(103,798)	(405,000)	(416,582)	(415,380)	(400,000)	(400,000)
2083	46201	101	583654	Community Dev Block Grant	DCS - Neig. Srv. - CDBG	VOP PW - Sidewalks II	-	-	-	-	-	-	-
2083	46201	101	583655	Community Dev Block Grant	DCS - Neig. Srv. - CDBG	Lead Water Private Service Replacement	-	-	(50,000)	(50,000)	(50,000)	(50,000)	(50,000)
2083	46201	101	583656	Community Dev Block Grant	DCS - Neig. Srv. - CDBG	VOP PW infra - Sidewalks	(278,751)	-	(200,000)	(200,000)	(200,000)	(365,609)	(200,000)
2083	46201	101	583657	Community Dev Block Grant	DCS - Neig. Srv. - CDBG	VOP PW - Alley	(300,000)	(293,439)	(400,000)	(400,000)	-	(400,000)	(375,000)
2083	46201	101	583660	Community Dev Block Grant	DCS - Neig. Srv. - CDBG	Oak Park Housing Center	(75,305)	(37,484)	(73,000)	(73,000)	(73,000)	(42,500)	(43,775)
2083	46201	101	583676	Community Dev Block Grant	DCS - Neig. Srv. - CDBG	Housing Forward- Planning & Admin.	-	(11,000)	(11,000)	(14,750)	(14,750)	(11,000)	(11,330)
2083	46201	101	583678	Community Dev Block Grant	DCS - Neig. Srv. - CDBG	PADS-Employment Readiness	(12,274)	(12,350)	(10,000)	(10,000)	(10,000)	(10,000)	(10,300)
2083	46201	101	583680	Community Dev Block Grant	DCS - Neig. Srv. - CDBG	Pads Emergency Shelter	(15,410)	(16,930)	(30,000)	(30,000)	(30,000)	(40,000)	(41,200)
2083	46201	101	583681	Community Dev Block Grant	DCS - Neig. Srv. - CDBG	Sarahs Inn Emergency Shelter	(13,908)	(10,750)	(11,000)	(11,000)	(11,000)	(12,000)	(12,360)
2083	46201	101	583682	Community Dev Block Grant	DCS - Neig. Srv. - CDBG	OP Housing Authority	(119,954)	-	-	-	-	-	-

VILLAGE OF OAK PARK
 FISCAL YEAR 2022 BUDGET
 COMMUNITY DEVELOPMENT BLOCK GRANT FUND

<u>Fund</u>	<u>Dept</u>	<u>Program</u>	<u>Account</u>	<u>Description</u>	<u>Department</u>	<u>Description</u>	<u>2019</u>	<u>2020</u>	<u>Original</u>	<u>Amended</u>	<u>Year</u>	<u>2022</u>	<u>2023</u>	
							<u>Actual</u>	<u>Actual</u>	<u>2021</u>	<u>2021</u>	<u>End</u>	<u>Adopted</u>	<u>Forecasted</u>	
									<u>Budget</u>	<u>Budget</u>	<u>Estimate</u>	<u>Budget</u>	<u>Budget</u>	
2083	46201	101	583697	Community Dev Block Grant	DCS - Neig. Srv. - CDBG	S108 Loan Consultant Fees	-	-	(52,622)	(52,622)	-	(52,622)	(54,201)	
2083	46201	101	585611	Community Dev Block Grant	DCS - Neig. Srv. - CDBG	VOP HP SFR/SRR Imp. Housing Rehab Property Grants (Lead Hazard Red. Grant Prog.)	(68,501)	(68,035)	(85,900)	(85,900)	(35,000)	(85,900)	(88,477)	
2083	46201	101	585612	Community Dev Block Grant	DCS - Neig. Srv. - CDBG	VOPHP Sg FamHousing Rehab Loan	(37,490)	-	(99,150)	(99,150)	(82,000)	(99,150)	(102,125)	
2083	46206	101	585613	Community Dev Block Grant	DCS - Neig. Srv. - CDBG	VOP HP Small Rental Rehab	-	-	(108,000)	(108,000)	-	(114,000)	(117,420)	
2083	46201	101	585617	Community Dev Block Grant	DCS - Neig. Srv. - CDBG	SUB-TOTAL EXPENDITURES	-	(24,999)	(90,950)	(90,950)	(25,000)	(90,950)	(93,679)	
							(1,590,074)	(1,354,175)	(2,780,749)	(3,105,335)	(2,072,122)	(2,650,137)	(2,502,564)	
NET SURPLUS/(DEFICIT)							18,788	-	-	(324,586)	229,878	-	-	227,077

Beginning Audited Fund Balance 1/1/21
 2020 Projected Surplus (Deficit)
 Ending Projected Fund Balance 12/31/21

-
229,878
229,878

Estimated Fund Balance 1/1/22
 2021 Budgeted Surplus (Deficit)
 Ending Estimated Fund Balance 12/31/22

229,878
 -
229,878

Estimated Fund Balance 1/1/23
 2022 Budgeted Surplus (Deficit)
 Ending Estimated Fund Balance 12/31/23

229,878
227,077
456,955

Community Development Revolving Loan Fund

Fund Summary

At present, funding for the single family rehab loan program is from the Village's Revolving Loan Fund. The Revolving Loan Fund consists of funds that were re-paid by prior homeowners. Additionally, we give homeowners with lead based paint hazards a grant using CDBG funds to correct such hazards.

VILLAGE OF OAK PARK
 FISCAL YEAR 2022 BUDGET
 COMMUNITY DEVELOPMENT LOAN FUND

Fund	Dept	Program	Account	Description	Department	Description	2019 Actual	2020 Actual	Original 2021 Budget	Amended 2021 Budget	Year End Estimate	2022 Adopted Budget	2023 Forecasted Budget
2020	46206	101	441462	Community Development Loan	DCS - Neighborhood Services	Miscellaneous Revenue	160	160	180,200	180,200	180,200	154,000	154,000
2020	46206	101	461450	Community Development Loan	DCS - Neighborhood Services	Loan Interest	123	78	-	-	-	-	-
2020	46206	101	461490	Community Development Loan	DCS - Neighborhood Services	Interest Revenue	142	50	-	-	-	-	-
SUB-TOTAL REVENUE							425	288	180,200	180,200	180,200	154,000	154,000
2020	46206	101	530675	Community Development Loan	DCS - Neighborhood Services	Bank Charges	(1,179)	(1,176)	(1,200)	(1,200)	(1,200)	(1,200)	(1,200)
2020	46206	101	585613	Community Development Loan	DCS - Neighborhood Services	Housing Rehab Property Loan	-	-	(175,000)	(175,000)	(140,000)	(175,000)	(175,000)
SUB-TOTAL EXPENDITURES							(1,179)	(1,176)	(176,200)	(176,200)	(141,200)	(176,200)	(176,200)
NET SURPLUS/(DEFICIT)							(754)	(888)	4,000	4,000	39,000	(22,200)	(22,200)

Beginning Audited Fund Balance 1/1/21 9,842
 2020 Projected Surplus (Deficit) 39,000
 Ending Projected Fund Balance 12/31/21 48,842

Estimated Fund Balance 1/1/22 48,842
 2021 Budgeted Surplus (Deficit) (22,200)
 Ending Estimated Fund Balance 12/31/22 26,642

Estimated Fund Balance 1/1/23 26,642
 2022 Budgeted Surplus (Deficit) (22,200)
 Ending Estimated Fund Balance 12/31/23 4,442

Cook County Lead Hazard Prevention Grant Fund

Fund Summary:

The Cook County Board of Commissioners authorized the creation of the Lead Poisoning Prevention Fund establishing a Lead Prevention Program. Funds from the Lead Prevention Program are utilized to award grants to provide for the provision of lead mitigation and abatement services to low income applicants. The Lead Prevention Program (LLP) Grant is administered by the Cook County Department of Public Health Lead Poisoning Prevention and Healthy Homes Unit (LPPHHU).

The Village of Oak Park is a LLP grant recipient for this program and is responsible for soliciting, receiving, maintaining and documenting its review of all applications for assistance through the LPP Grant Program. The program is limited to single family homes or single dwellings within a residential building and is further targeted towards persons at risk. Qualifying units must be owned by low income homeowners and be occupied by at least one pregnant woman or occupied by at least one child, six years or younger, who has tested positive for lead in their blood. Direct lead hazard control activities would be initiated by the Village that would consist of lead abatement or mitigation, lead risk assessments, occupant relocation, and clearance testing.

VILLAGE OF OAK PARK
 FISCAL YEAR 2022 BUDGET
 COOK COUNTY LEAD HAZARD PREVENTION GRANT

<u>Fund</u>	<u>Dept</u>	<u>Program</u>	<u>Account</u>	<u>Description</u>	<u>Department</u>	<u>Description</u>	<u>2019 Actual</u>	<u>2020 Actual</u>	<u>Original 2021 Budget</u>	<u>Amended 2021 Budget</u>	<u>Year End Estimate</u>	<u>2022 Adopted Budget</u>	<u>2023 Forecasted Budget</u>
2079	46206	101	441462	Cook County Lead Hazard Prevention DCS	DCS Neighborhood Services	Miscellaneous Revenue	64,100	8,000	80,000	80,000	20,000	80,000	80,000
SUB-TOTAL REVENUES							64,100	8,000	80,000	80,000	20,000	80,000	80,000
2079	46206	101	530674	Cook County Lead Hazard Prevention DCS	DCS Neighborhood Services	Admin Fees	-	(8,000)	-	-	-	-	-
2079	46206	101	585612	Cook County Lead Hazard Prevention DCS	DCS Neighborhood Services	Lead Hazard Control Grants	(64,100)	-	(80,000)	(80,000)	(20,000)	(80,000)	(80,000)
SUB-TOTAL EXPENDITURES							(64,100)	(8,000)	(80,000)	(80,000)	(20,000)	(80,000)	(80,000)
NET SURPLUS/(DEFICIT)							-	-	-	-	-	-	-

Beginning Audited Fund Balance 1/1/21	-
2020 Projected Surplus (Deficit)	-
Ending Projected Fund Balance 12/31/21	-
Estimated Fund Balance 1/1/22	-
2021 Budgeted Surplus (Deficit)	-
Ending Estimated Fund Balance 12/31/22	-
Estimated Fund Balance 1/1/23	-
2022 Budgeted Surplus (Deficit)	-
Ending Estimated Fund Balance 12/31/23	-

Earth Fest

Fund Summary:

The Village hosts an annual special event known as Earth Fest in April. It is held at the Public Works Center and is supported by sponsorships from various local companies and Keep IL Beautiful grant funds when available.

VILLAGE OF OAK PARK
 FISCAL YEAR 2022 BUDGET
 EARTH FEST FUND

<u>Fund</u>	<u>Dept</u>	<u>Program</u>	<u>Account</u>	<u>Description</u>	<u>Department</u>	<u>Description</u>	<u>2019 Actual</u>	<u>2020 Actual</u>	<u>Original 2021 Budget</u>	<u>Amended 2021 Budget</u>	<u>Year End Estimate</u>	<u>2022 Adopted Budget</u>	<u>2023 Forecasted Budget</u>
5057	43760	101	491499	Earth Fest	DPW - Environmental Services	Transfer from Other Funds	7,000	7,000	7,000	7,000	7,000	7,000	7,000
5057	43760	780	441462	Earth Fest	DPW - Environmental Services	Miscellaneous Revenue	5,650	-	-	-	-	-	-
SUB-TOTAL REVENUE							12,650	7,000	7,000	7,000	7,000	7,000	7,000
5057	43760	101	530667	Earth Fest	DPW - Environmental Services	External Support	(4,386)	-	(5,600)	(5,600)	-	(5,600)	(5,600)
5057	43760	101	560620	Earth Fest	DPW - Environmental Services	Office Supplies	-	-	(400)	(400)	-	(400)	(400)
5057	43760	101	560631	Earth Fest	DPW - Environmental Services	Operational Supplies	-	-	(1,000)	(1,000)	-	(1,000)	(1,000)
SUB-TOTAL EXPENDITURES							(4,386)	-	(7,000)	(7,000)	-	(7,000)	(7,000)
NET SURPLUS/(DEFICIT)							8,264	7,000	-	-	7,000	-	-

Beginning Audited Fund Balance 1/1/21	17,170	
2020 Projected Surplus (Deficit)	-	
Ending Projected Fund Balance 12/31/21	17,170	
Estimated Fund Balance 1/1/22	17,170	
2021 Budgeted Surplus (Deficit)	-	
Ending Estimated Fund Balance 12/31/22	17,170	
Estimated Fund Balance 1/1/23		17,170
2022 Budgeted Surplus (Deficit)		-
Ending Estimated Fund Balance 12/31/23		17,170

Emergency Solutions Grant Program

Fund Summary:

The Emergency Solutions Grant (ESG) Program is the first step in a continuum of assistance to prevent homelessness and help homeless persons move toward independent living. The ESG Program was originally established in 1986 to address the issue of homelessness in the United States. The Village receives ESG funds from the U.S. Department of Housing and Urban Development to assist persons experiencing homelessness and those at risk.

Village-funded non-profit agencies assist approximately 1,000 persons with ESG funds each program year. In addition to using a small amount of funds to administer the Oak Park ESG Program, the Village provides funds to non-profit agencies to operate the activities listed below.

- **Emergency Shelter** – Immediate temporary housing, along with the provision of case management and food for those experiencing a loss of housing.
- **Homelessness Prevention** - Assistance designed to reduce the number of people who become homeless for the first time, including financial assistance and services.
- **Rapid Re-Housing** - Rental assistance and supportive services to help an individual or family that is homeless move as quickly as possible into permanent housing and achieve stability in that housing.
- **Street Outreach** - Services necessary to reach out to unsheltered homeless individuals and families and connect them with emergency shelter, housing, and/or critical services and care.
- **Homeless Management and Information System (HMIS)** - A sophisticated database that measures the needs and characteristics of homeless persons, and reports on the specific assistance provided.

VILLAGE OF OAK PARK
 FISCAL YEAR 2022 BUDGET
 EMERGENCY SOLUTIONS GRANT FUND

<u>Fund</u>	<u>Dept</u>	<u>Program</u>	<u>Account</u>	<u>Description</u>	<u>Department</u>	<u>Description</u>	<u>2019 Actual</u>	<u>2020 Actual</u>	<u>Original 2021 Budget</u>	<u>Amended 2021 Budget</u>	<u>Year End Estimate</u>	<u>2022 Adopted Budget</u>	<u>2023 Forecasted Budget</u>
2080	46201	101	431481	Emergency Solutions Grant	DCS - Neig. Serv.	Emergency Solutions Grants	138,470	122,336	-	-	-	-	-
						SUB-TOTAL REVENUE	138,470	122,336	-	-	-	-	-
2080	46201	101	530675	Emergency Solutions Grant	DCS - Neig. Serv.	Bank Charges	(965)	(962)	-	-	-	-	-
2080	46201	101	583602	Emergency Solutions Grant	DCS - Neig. Serv.	Administration Village	(9,266)	(7,472)	-	-	-	-	-
2080	46201	101	583701	Emergency Solutions Grant	DCS - Neig. Serv.	ESG WS PADS - Rapid Rehousing	(33,524)	(39,725)	-	-	-	-	-
2080	46201	101	583702	Emergency Solutions Grant	DCS - Neig. Serv.	ESG WS PADS - Emergency Shelter	(45,423)	(21,116)	-	-	-	-	-
2080	46201	101	583704	Emergency Solutions Grant	DCS - Neig. Serv.	ESG WS PADS - Homeless Prev	(21,624)	(25,534)	-	-	-	-	-
2080	46201	101	583705	Emergency Solutions Grant	DCS - Neig. Serv.	ESG WS PADS - Street Outreach	(17,380)	(21,000)	-	-	-	-	-
2080	46201	101	583707	Emergency Solutions Grant	DCS - Neig. Serv.	ESG - HMIS	(10,287)	(6,527)	-	-	-	-	-
						SUB-TOTAL EXPENDITURES	(138,469)	(122,336)	-	-	-	-	-
						NET SURPLUS/(DEFICIT)	1	-	-	-	-	-	-
						Beginning Audited Fund Balance 1/1/21					-		
						2020 Projected Surplus (Deficit)					-		
						Ending Projected Fund Balance 12/31/21					-		
						Estimated Fund Balance 1/1/22					-		
						2021 Budgeted Surplus (Deficit)					-		
						Ending Estimated Fund Balance 12/31/22					-		
						Estimated Fund Balance 1/1/23					-		
						2022 Budgeted Surplus (Deficit)					-		
						Ending Estimated Fund Balance 12/31/23					-		

Farmer's Market

Fund Summary:

The Oak Park Farmers' Market offers high quality, locally grown produce. The Market offers a vision of stepping back to simpler times when produce could be purchased directly from farmers.

The Market is open every Saturday beginning the second to last Saturday of May through October. In 2020, the COVID-19 Pandemic forced modification of traditional operations in accordance with Public Health Guidance. The Market location was expanded from the parking lot at Pilgrim Church, to include the use of public streets south of Lake Street on Scoville, South Boulevard and East Avenue.

Through October 10, 2020 the Village has held twenty (87%) of the twenty-three Markets planned for the year. Combined attendance to date is 54,492. Additionally, pick-up of on-line pre-orders has exceeded \$100,000 in sales to date. The week of October 10th, 101 customers used the pre-order on-line and pick-up pilot program. The program has served 1,769 customers to date.

The 2020 Market has benefited from the volunteer services of approximately 58 separate local individuals. This is a huge increase in volunteer service, compared to previous years.

VILLAGE OF OAK PARK
 FISCAL YEAR 2022 BUDGET
 FARMERS MARKET FUND

Fund	Dept	Program	Account	Description	Department	Description	2019 Actual	2020 Actual	Original 2021 Budget	Amended 2021 Budget	Year End Estimate	2022 Adopted Budget	2023 Forecasted Budget
2027	43014	101	447465	Farmers Market Com	HEALTH - Farmer's Market	Farmers Market Seasonal Fees	19,837	16,910	38,167	38,167	18,000	19,500	20,000
2027	43014	101	447476	Farmers Market Com	HEALTH - Farmer's Market	Sale Of Market Merchandise	3,120	200	3,200	3,200	3,000	3,000	3,000
2027	43014	101	447478	Farmers Market Com	HEALTH - Farmer's Market	Corn Roast Revenue	1,381	-	1,500	1,500	1,500	1,500	1,500
SUB-TOTAL REVENUE							24,338	17,110	42,867	42,867	22,500	24,000	24,500
2027	43014	101	510501	Farmers Market Com	HEALTH - Farmer's Market	Regular Salaries	(22,548)	(19,046)	(24,813)	(24,813)	(24,813)	(26,550)	(27,347)
2027	43014	101	510503	Farmers Market Com	HEALTH - Farmer's Market	Overtime	-	-	(2,057)	(2,057)	(2,057)	(2,057)	(2,119)
2027	43014	101	520522	Farmers Market Com	HEALTH - Farmer's Market	Social Security Expense	(1,398)	(1,181)	(1,538)	(1,538)	(1,538)	(1,538)	(1,584)
2027	43014	101	520523	Farmers Market Com	HEALTH - Farmer's Market	Medicare Expense	(327)	(276)	(360)	(360)	(360)	(360)	(371)
2027	43014	101	520527	Farmers Market Com	HEALTH - Farmer's Market	IMRF Contributions	-	-	-	-	-	-	-
2027	43014	101	530667	Farmers Market Com	HEALTH - Farmer's Market	External Support	-	-	-	-	-	-	-
2027	43014	101	530675	Farmers Market Com	HEALTH - Farmer's Market	Bank Charges	(374)	(230)	(600)	(600)	(300)	(300)	-
2027	43014	101	530851	Farmers Market Com	HEALTH - Farmer's Market	Crossing Guard Sharing Program	(11,000)	-	-	(12,000)	(12,000)	(14,000)	(14,294)
2027	43014	101	540669	Farmers Market Com	HEALTH - Farmer's Market	Rent Expense	(5,095)	(5,171)	(5,249)	(5,249)	(5,249)	(5,500)	(5,616)
2027	43014	101	550601	Farmers Market Com	HEALTH - Farmer's Market	Printing	-	-	(300)	(300)	(100)	(100)	(102)
2027	43014	101	550603	Farmers Market Com	HEALTH - Farmer's Market	Postage	(27)	(3)	(50)	(50)	(50)	(50)	(51)
2027	43014	101	550605	Farmers Market Com	HEALTH - Farmer's Market	Travel & Mileage Reimbursement	(20)	-	(1,500)	(1,500)	(1,000)	(1,500)	(1,532)
2027	43014	101	560631	Farmers Market Com	HEALTH - Farmer's Market	Operational Supplies	(4,663)	(2,605)	(12,100)	(12,100)	(10,000)	(10,000)	(10,210)
2027	43014	101	560638	Farmers Market Com	HEALTH - Farmer's Market	Special Events	(778)	(146)	(900)	(900)	(900)	(1,000)	(1,021)
2027	43014	101	560639	Farmers Market Com	HEALTH - Farmer's Market	Advertising	(500)	(108)	(500)	(500)	(500)	(500)	(511)
SUB-TOTAL EXPENDITURES							(46,730)	(28,766)	(49,967)	(61,967)	(58,867)	(63,455)	(64,756)
NET SURPLUS/(DEFICIT)							(22,392)	(11,656)	(7,100)	(19,100)	(36,367)	(39,455)	(40,256)
Beginning Audited Fund Balance 1/1/21												(66,776)	
2020 Projected Surplus (Deficit)												(36,367)	
Ending Projected Fund Balance 12/31/21												(103,143)	
Estimated Fund Balance 1/1/22												(103,143)	
2021 Budgeted Surplus (Deficit)												(39,455)	
Ending Estimated Fund Balance 12/31/22												(142,598)	
Estimated Fund Balance 1/1/23													(142,598)
2022 Budgeted Surplus (Deficit)													(40,256)
Ending Estimated Fund Balance 12/31/23													(182,854)

Federal RICO Fund

Fund Summary:

The Federal Recovered Drug Asset Forfeiture Fund is a fund by which assets related to drug crimes can be seized by federal government. A percentage of those seized assets can then be turned over to the involved local enforcement agencies. Proceeds can only be used for law enforcement purposes and have been utilized in the past to purchase police vehicles and other crime fighting equipment.

VILLAGE OF OAK PARK
FISCAL YEAR 2022 BUDGET
FEDERAL RICO FUND

<u>Fund</u>	<u>Dept</u>	<u>Program</u>	<u>Account</u>	<u>Description</u>	<u>Department</u>	<u>Description</u>	<u>2019</u> <u>Actual</u>	<u>2020</u> <u>Actual</u>	<u>Original</u> <u>2021</u> <u>Budget</u>	<u>Amended</u> <u>2021</u> <u>Budget</u>	<u>Year</u> <u>End</u> <u>Estimate</u>	<u>2022</u> <u>Adopted</u> <u>Budget</u>	<u>2023</u> <u>Forecasted</u> <u>Budget</u>
2024	42480	101	441475	Federal RICO Forfeiture Fund	POLICE	Recovered Damages	-	-	25,000	25,000	12,000	25,000	25,000
2024	42480	101	452485	Federal RICO Forfeiture Fund	POLICE	Asset Seizures Forfeitures	134,714	63,738	100,000	100,000	50,000	100,000	100,000
2024	42480	101	462476	Federal RICO Forfeiture Fund	POLICE	Gain/Loss on Sale of Property	21,525	3,961	5,000	5,000	2,000	3,000	3,000
2024	41300	101	461490	Federal RICO Forfeiture Fund	POLICE	Interest Revenue	2,888	959	1,000	1,000	400	600	600
SUB-TOTAL REVENUE							159,127	68,658	131,000	131,000	64,400	128,600	128,600
2024	41300	101	530675	Federal RICO Forfeiture Fund	POLICE	Bank Charges	(1,383)	(1,380)	(1,380)	(1,380)	(1,350)	(1,400)	(1,400)
2024	42400	101	560655	Federal RICO Forfeiture Fund	POLICE	Reimbursements	-	-	-	-	-	-	-
2024	42480	101	550705	Federal RICO Forfeiture Fund	POLICE	Ammunition and Guns	(1,962)	(17,700)	(3,000)	(3,000)	(3,000)	-	-
2024	42480	101	560631	Federal RICO Forfeiture Fund	POLICE	Operational Supplies	-	-	(78,000)	(78,000)	(78,000)	-	-
2024	42480	101	560637	Federal RICO Forfeiture Fund	POLICE	Vehicle Equipment Parts	-	-	-	-	-	-	-
2024	42480	101	560652	Federal RICO Forfeiture Fund	POLICE	Employee Physicals	(5,281)	(557)	-	-	-	-	-
2024	42480	101	591832	Federal RICO Forfeiture Fund	POLICE	Transfer To Fleet Replacement	(229,559)	(70,876)	(277,500)	(277,500)	(277,500)	-	-
SUB-TOTAL EXPENDITURES							(238,185)	(90,513)	(359,880)	(359,880)	(359,850)	(1,400)	(1,400)
NET SURPLUS/(DEFICIT)							(79,058)	(21,855)	(228,880)	(228,880)	(295,450)	127,200	127,200

Beginning Audited Fund Balance 1/1/21
2020 Projected Surplus (Deficit)
Ending Projected Fund Balance 12/31/21

380,224
(295,450)
84,774

Estimated Fund Balance 1/1/22
2021 Budgeted Surplus (Deficit)
Ending Estimated Fund Balance 12/31/22

84,774
127,200
211,974

Estimated Fund Balance 1/1/23
2022 Budgeted Surplus (Deficit)
Ending Estimated Fund Balance 12/31/23

211,974
127,200
339,174

Foreign Fire Insurance Fund

Fund Summary:

The Foreign Fire Insurance program is comprised of a Board of Directors that is elected from the members of the Oak Park Fire Department. The mission of the Board is to receive and account for revenues from the tax issued on fire insurance policies sold by foreign (out of state) insurance companies, and to use such funds for the maintenance, use, and benefit of the Oak Park Fire Department.

VILLAGE OF OAK PARK
FISCAL YEAR 2022 BUDGET
FOREIGN FIRE INSURANCE FUND

Fund	Dept	Program	Account	Description	Department	Description	2019	2020	Original	Amended	Year	2022	2023
							Actual	Actual	2021	2021	End	Adopted	Forecasted
									Budget	Budget	Estimate	Budget	Budget
2014	42550	101	435481	Foreign Fire Insurance Fund	FIRE - Foreign Fire Insurance	Foreign Fire Insurance Allot	107,866	120,854	100,000	100,000	110,000	120,000	120,000
2014	41300	101	461490	Foreign Fire Insurance Fund	FIRE- Foreign Fire Insurance	Interest Revenue	1,716	645	500	500	250	300	300
SUB-TOTAL REVENUES							109,582	121,499	100,500	100,500	110,250	120,300	120,300
2014	41300	101	530675	Foreign Fire Insurance Fund	FIRE - Foreign Fire Insurance	Bank Charges	(1,383)	(1,380)	(1,380)	(1,380)	(1,380)	(1,400)	(1,442)
2014	42550	101	530660	Foreign Fire Insurance Fund	FIRE - Foreign Fire Insurance	General Contractuals	(6,899)	(6,939)	(10,000)	(10,000)	(10,000)	(10,000)	(10,300)
2014	42550	101	540689	Foreign Fire Insurance Fund	FIRE - Foreign Fire Insurance	Cable Television	(9,680)	(8,893)	(12,000)	(12,000)	(12,000)	(12,000)	(12,360)
2014	42550	101	570720	Foreign Fire Insurance Fund	FIRE - Foreign Fire Insurance	Computer Equipment	(39,279)	(44,031)	(50,000)	(50,000)	(50,000)	(50,000)	(51,500)
2014	42550	101	570725	Foreign Fire Insurance Fund	FIRE - Foreign Fire Insurance	Office Equipment	(47,052)	(25,519)	(50,000)	(50,000)	(50,000)	(50,000)	(51,500)
SUB-TOTAL EXPENDITURES							(104,293)	(86,762)	(123,380)	(123,380)	(123,380)	(123,400)	(127,102)
NET SURPLUS/(DEFICIT)							5,289	34,737	(22,880)	(22,880)	(13,130)	(3,100)	(6,802)

Beginning Audited Fund Balance 1/1/21 322,539
2020 Projected Surplus (Deficit) (13,130)
Ending Projected Fund Balance 12/31/21 309,409

Estimated Fund Balance 1/1/22 309,409
2021 Budgeted Surplus (Deficit) (3,100)
Ending Estimated Fund Balance 12/31/22 306,309

Estimated Fund Balance 1/1/23 306,309
2022 Budgeted Surplus (Deficit) (6,802)
Ending Estimated Fund Balance 12/31/23 299,507

Health Grant Funds

Funds Summary:

The Oak Park Public Health Department is funded from a combination of sources including local fee-for-services, local tax support and **grant funding** from Federal, State, County and other not-for-profit grant sources. The Oak Park Public Health Department has been Illinois State Certified Public Health Department since 1948. Being a certified state health department makes the Health Department eligible to apply for various state grants only available to state certified health departments. The Health Department's 2021 budget includes \$740,835 in potential grant revenue from sixteen different grant programs. Of those sixteen (16) grants, eleven (11) grants have been awarded because the Health Department is a state certified health department.

1. Local Health Protection Grant: As a certified local health department, the Oak Park Health Department must implement a comprehensive program to control infectious diseases and a comprehensive food protection program. Each certified local health department must administer these health protection programs in accordance with the Local Health Protection Grant Code (77 Ill. Adm. Code 615).
2. Narcan Distribution Grant: IDPH monies to be used to support Narcan purchase for the Oak Park Police Department and/or Fire Department.
3. Body Art Grant: This Body Art Establishment and makes possible the inspection of businesses in Oak Park that provide body art services. Inspections are conducted as required by the Body Piercing Establishment Registration Act by trained local health department inspectors.
4. Lead Poisoning Prevention Grant: Provides funding to local health departments to carry out the provisions of the Lead Poisoning Prevention Act (410 ILCS 45/1) and Lead Poisoning Prevention Code (77 IAC, Part 845) through nursing case management and environmental inspection.
5. Vector Surveillance and Control Grant (IDPH & Cook County): Provides funding to local health departments for surveillance and prevention of West Nile virus, Zika and other mosquito-borne and vector-borne diseases (mosquitoes, ticks, rodents and other potential vectors of human disease, and conduct surveillance of animals that provide a reservoir for disease producing organisms) as described in the Vector Control Act (410 ILCS 95).
6. Illinois Tobacco-Free Communities Grant: The purpose of this grant is to provide funding to certified Illinois local health departments to implement strategies and activities for tobacco prevention and control within their jurisdictions. Under the Illinois Tobacco-Free Communities (ITFC) program, local tobacco prevention and control programs will implement science-based, policy-focused strategies aligned with State and national goals and objectives to 1) prevent tobacco use among youth; 2) promote tobacco use cessation among adults and youth; 3) eliminate exposure to secondhand smoke; and 4) identify and eliminate tobacco-related health disparities among specific population groups.

7. Public Health Emergency Preparedness Grant: The purpose of this grant is to fund eligible Illinois certified local health departments to assess, prioritize, build, and exercise the necessary resource elements, tasks, and functions of the Centers for Disease Control and Prevention's (CDC) 15 Public Health Emergency Preparedness (PHEP) Capabilities National Standards. These standards are intended to prepare the Village to prevent, mitigate, and recover from the top hazards to public health in its jurisdiction. This includes both specific mandated deliverables from the Scope of Work and Performance Measures selected during the application process, as well as various activities selected and prioritized by the applicant according to these instructions.
8. Community Readiness Initiative Grant: The purpose of the Cities Readiness Initiative Program is to provide funding to certain certified, local health departments located in federally-designated Metropolitan Statistical Areas (called MSAs) in Illinois, outside of the City of Chicago, to prepare for public health events involving the distribution and mass dispensing/ mass vaccination of emergency medical countermeasures. These jurisdictions in Illinois are as follows: Chicago MSA, Peoria MSA, and St. Louis MSA. The geographical boundaries of the Metropolitan Statistical Areas are as defined by the Federal Office of Management and Budget (OMB).
9. Medical Reserve Corp grant: This grant supports the operational needs of the Village's Medical Reserve Corp.
10. Family Case Management Grant: Family Case Management (FCM) is a statewide program that provides comprehensive service coordination to improve the health, social, educational, and developmental needs of pregnant women and infants from low-income families in the communities of Illinois (410 ILCS 212/15). Family Case Management (FCM) aims to "assess current needs within the State and provide goals and objectives for improving the health of mothers, children, and for reducing infant mortality" (Joint Committee on Administrative Rules, Section 630.20).
11. High Risk Infant Follow-up Grant: The Department of Human Services (DHS) Bureau of Maternal and Child Health (BMCH) aims to facilitate case management services to high risk infants and children ages 0-2 years old statewide with the goal of reducing infant mortality and morbidity rates at both the state and local level. Assistance in obtaining health and human services which promote healthy growth and development will be provided to low income high risk families as mandated in the Illinois Family Case Management Act through two programs listed in this Notice of funding opportunity. For the HRIF program Infants and children are referred to the high risk infant follow up program either through the Adverse Pregnancy Outcomes Reporting System (APORS) or based on assessments done in the Family Case Management program which determine that specific physical or social risks are present. The primary goals of HRIF are to:
 - Minimize disability in high risk infants by early identification of possible conditions requiring further evaluation, diagnosis, and treatment
 - Promote optimal growth and development of infants
 - Teach family to care for high risk infant
 - Decrease stress and potential for abuse

12. PHIMC HIV Grant: The purpose of this grant is to provide specific HIV prevention services to targeted populations of individuals living with or at high risk of HIV.
13. Shawnash Institute Grant: This grant provides funding to support the Farmers' Market's SNAP benefits Double Coupon program.
14. CDBG Farmers' Market Healthy Nutrition Incentives Program: This grant provides funding to support the Farmers' Market's SNAP benefits Double Coupon program.
15. Cook County West Nile: The purpose of this grant is to provide additional funding for control larval mosquitoes of the genus *Culex*, the primary vectors of WNV and SLE in suburban Cook County, CCDPH.
16. COVID-19 Contact Tracing Grant: This grant is a one-year grant agreement (June 1, 2020 – May 31, 2021) to support the Oak Park Health Department in conducting contact tracing programs. Contact tracing is a critical component of the COVID-19 pandemic response and a key strategy to preventing further spread of COVID-19. Contact tracing links to epidemiological case investigation, identifying, assessing and managing persons exposed to a positive COVID-19 case and connecting persons to resources to assist them during quarantine. To ensure contact tracing is a successful disease control measure, it is important local health departments have the capacity to appropriately implement program activities locally. The funding will support building capacity (competency, training, human resources for key roles identified, literacy and interpretation services), responding to outbreaks in congregate settings, facilities and community and performing necessary interventions (case investigation and contact tracing), collaborating and providing for resource coordination (food, housing, alternative housing, medicine, social services, etc.), having surge support for call centers and follow-up, promoting testing in vulnerable and health disparity populations, ensuring health equity and addressing community and regional network for successful sustainability of the local contact tracing program.

VILLAGE OF OAK PARK
FISCAL YEAR 2022 BUDGET
HEALTH GRANTS FUND

Fund	Dept	Program	Account	Description	Department	Description	2019	2020	Original	Amended	Year	2022	2023
							Actual	Actual	2021	2021	End	Adopted	Forecasted
							Budget	Budget	Estimate	Budget	Budget		
2108	44560	101	431400	Cook County - WNV Grant FY 2017	HEALTH - Health Grants	Grant Revenue	9,187	9,187	12,000	12,000	9,187	12,000	12,000
2113	44560	101	431400	Cities Readiness Init 2011-12	HEALTH - Health Grants	Grant Revenue	-	-	-	-	-	-	-
2114	44560	101	431400	IDPH- Cities Readiness Init FY2018	HEALTH - Health Grants	Grant Revenue	41,835	43,761	47,100	47,100	44,373	51,011	51,011
2117	44560	101	431400	CDBG Farmer's Market Incen. FY 2018	HEALTH - Health Grants	Grant Revenue	11,701	9,934	15,000	15,000	13,000	15,000	15,000
2118	44560	101	431400	Shawnaash Double Coupon FY18	HEALTH - Health Grants	Grant Revenue	8,963	1,192	18,000	18,000	9,500	18,000	18,000
2119	44560	101	431400	Exp. Station Link Up IL FY 2018	HEALTH - Health Grants	Grant Revenue	-	-	-	-	-	-	-
2124	44560	101	431400	Tattoo Facility 2012-13	HEALTH - Health Grants	Grant Revenue	8,250	4,425	6,250	6,250	4,275	6,250	6,250
2132	44560	101	431400	IDHS - Family Case Mgmt FY 2018	HEALTH - Health Grants	Grant Revenue	-	3,088	5,725	5,725	1,450	-	-
2134	44560	101	431400	Family Case Mgmt 2012-13	HEALTH - Health Grants	Grant Revenue	150	1,975	6,240	6,240	1,608	7,100	7,100
2137	44560	101	431400	PHIMC - Region 8 HIV Prev FY 2018	HEALTH - Health Grants	Grant Revenue	18,017	5,560	10,375	10,375	2,400	10,375	10,375
2138	44560	101	431400	Mass Vaccination Grant	HEALTH - Health Grants	Grant Revenue	-	-	-	-	240,000	-	-
2151	44560	101	431400	COVID-19	HEALTH - Health Grants	Grant Revenue	-	436,192	417,091	417,091	559,592	-	-
2157	44560	101	431400	W Nile Virus Prevent 2016-17	HEALTH - Health Grants	Grant Revenue	-	-	-	-	-	-	-
2158	44560	101	431400	IDPH - Vector Surv. & Cntl. FY 2018	HEALTH - Health Grants	Grant Revenue	9,625	10,707	12,800	12,800	6,780	12,800	12,800
2162	44560	101	431400	Lead Poisoning 2011-12	HEALTH - Health Grants	Grant Revenue	-	-	-	-	-	-	-
2163	44560	101	431400	IDPH - Lead Case Mgmt. FY 2018	HEALTH - Health Grants	Grant Revenue	26,113	26,133	27,450	27,450	29,100	37,830	37,830
2173	44560	101	431400	Local Health Protect 2016-17	HEALTH - Health Grants	Grant Revenue	-	-	-	-	-	-	-
2174	44560	101	431400	IDPH - Local Health Protection FY2018	HEALTH - Health Grants	Grant Revenue	81,778	67,258	67,634	67,634	71,348	70,900	70,900
2175	44560	101	431400	IDPH - Medical Reserve Corp	HEALTH - Health Grants	Grant Revenue	-	107	10,893	10,893	1,458	9,435	9,435
2176	44560	101	431400	IDPH-Narcans	HEALTH - Health Grants	Grant Revenue	-	2,700	5,000	5,000	2,700	4,000	4,000
2183	44560	101	431400	Pub Hlth Emerg Prep 2016-17	HEALTH - Health Grants	Grant Revenue	-	-	-	-	-	-	-
2184	44560	101	431400	IDPH Pub Hlth Emerg Prep FY 2018	HEALTH - Health Grants	Grant Revenue	58,307	51,660	56,578	56,578	52,747	69,150	69,150
2188	44560	101	431400	Teen Preg Prevent 2016-17	HEALTH - Health Grants	Grant Revenue	-	-	-	-	-	-	-
2193	44560	101	431400	IDPH Tobacco Free 2016-17	HEALTH - Health Grants	Grant Revenue	-	-	-	-	-	-	-
2194	44560	101	431400	IDPH - IL Tobacco Free Comm FY 2018	HEALTH - Health Grants	Grant Revenue	23,567	17,320	22,700	22,700	12,375	25,000	25,000
2198	44560	101	431400	IDPH FY Body Art FY 2018	HEALTH - Health Grants	Grant Revenue	-	-	-	-	-	-	-
SUB TOTAL REVENUES							297,493	691,199	740,836	740,836	1,061,893	348,851	348,851
2108	44560	101	510501	Cook County - WNV Grant FY 2017	HEALTH - Health Grants	Regular Salaries	(5,251)	(9,187)	(10,000)	(10,000)	(9,187)	(10,000)	(10,000)
2108	44560	101	520999	Cook County - WNV Grant FY 2017	HEALTH - Health Grants	Grant Admin. - Benefits	(2,422)	-	-	-	-	-	-
2108	44560	101	560631	Cook County - WNV Grant FY 2017	HEALTH - Health Grants	Operational Supplies	(1,514)	-	(2,000)	(2,000)	-	(2,000)	(2,000)
2113	44560	101	510501	Cities Readiness Init 2011-12	HEALTH - Health Grants	Regular Salaries	-	-	-	-	-	-	-
2113	44560	101	520999	Cities Readiness Init 2011-12	HEALTH - Health Grants	Grant Admin. - Benefits	-	-	-	-	-	-	-
2114	44560	101	510501	IDPH- Cities Readiness Init FY2018	HEALTH - Health Grants	Regular Salaries	(36,275)	(40,143)	(42,000)	(42,000)	(40,203)	(44,000)	(44,000)
2114	44560	101	520999	IDPH- Cities Readiness Init FY2018	HEALTH - Health Grants	Grant Admin. - Benefits	(750)	-	-	-	-	-	-
2114	44560	101	520999	IDPH- Cities Readiness Init FY2019	HEALTH - Health Grants	Grant Admin. - Benefits	-	-	-	-	-	-	-
2114	44560	101	530656	IDPH- Cities Readiness Init FY2018	HEALTH - Health Grants	Grant Contractuals	-	(1,000)	(1,000)	(1,000)	(1,000)	(1,000)	(1,000)
2114	44560	101	540690	IDPH- Cities Readiness Init FY2018	HEALTH - Health Grants	Telecommunications Charges	(1,810)	(1,774)	(2,900)	(2,900)	(2,230)	(4,611)	(4,611)
2114	44560	101	550605	IDPH-Cities Readiness Init FY 2020	HEALTH - Health Grants	Travel & Mileage Reimbursement	(140)	-	-	-	-	-	-
2114	44560	101	550602	IDPH- Cities Readiness Init FY2018	HEALTH - Health Grants	Membership Dues	-	-	-	-	-	-	-
2114	44560	101	560631	Cities Readiness Init 2019	HEALTH - Health Grants	Operational Supplies	(2,859)	(844)	(1,200)	(1,200)	(940)	(1,400)	(1,400)
2117	44560	101	530656	CDBG Farmer's Market Incen. FY 2018	HEALTH - Health Grants	Grant Contractuals	(11,476)	(9,934)	(15,000)	(15,000)	(13,000)	(15,000)	(15,000)
2117	44560	101	550601	CDBG Farmer's Market Incen. FY 2018	HEALTH - Health Grants	Printing	(225)	-	-	-	-	-	-
2117	44560	101	560638	CDBG Farmer's Market Incen. FY 2017	HEALTH - Health Grants	Special Events	-	-	-	-	-	-	-
2118	44560	101	530656	Shawnaash Double Coupon FY18	HEALTH - Health Grants	Grant Contractuals	(7,562)	(1,022)	(15,000)	(15,000)	(8,000)	(15,000)	(15,000)
2118	44560	101	560638	Shawnaash Double Coupon FY18	HEALTH - Health Grants	Special Events	-	-	-	-	-	-	-
2118	44560	101	550601	Shawnaash Double Coupon FY18	HEALTH - Health Grants	Printing	(1,401)	(170)	(3,000)	(3,000)	(1,500)	(3,000)	(3,000)
2119	44560	101	560638	Exp. Station Link Up IL FY 2018	HEALTH - Health Grants	Special Events	-	-	-	-	-	-	-
2119	44560	101	530656	Exp. Station Link Up IL FY 2018	HEALTH - Health Grants	Grant Contractuals	-	-	-	-	-	-	-
2124	44560	101	510501	Tattoo Facility 2012-13	HEALTH - Health Grants	Regular Salaries	(8,250)	(4,425)	(6,250)	(6,250)	(4,275)	(6,250)	(6,250)
2132	44560	101	510501	IDHS- Family Case Mgmt FY19	HEALTH - Health Grants	Regular Salaries	-	-	(5,725)	(5,725)	(1,450)	-	-
2132	44560	101	520999	IDHS- Family Case Mgmt FY19	HEALTH - Health Grants	Grant Admin- Benefits	-	(3,088)	-	-	-	-	-
2132	44560	101	540669	IDHS- Family Case Mgmt FY19	HEALTH - Health Grants	Rent Expense	-	-	-	-	-	-	-
2134	44560	101	510501	IDHS-High Risk Infant Follow-Up FY 19	HEALTH - Health Grants	Regular Salaries	(150)	(1,975)	(6,240)	(6,240)	(1,608)	(6,700)	(6,700)
2134	44560	101	520999	IDHS- High Risk Infant Follow-Up FY 19	HEALTH - Health Grants	Grant Admin. - Benefits	-	-	-	-	-	-	-
2134	44560	101	560631	IDHS- High Risk Infant Follow-Up	HEALTH - Health Grants	Operational Supplies	-	-	-	-	-	(400)	(400)

VILLAGE OF OAK PARK
FISCAL YEAR 2022 BUDGET
HEALTH GRANTS FUND

<u>Fund</u>	<u>Dept</u>	<u>Program</u>	<u>Account</u>	<u>Description</u>	<u>Department</u>	<u>Description</u>	<u>2019</u> <u>Actual</u>	<u>2020</u> <u>Actual</u>	<u>Original</u> <u>2021</u> <u>Budget</u>	<u>Amended</u> <u>2021</u> <u>Budget</u>	<u>Year</u> <u>End</u> <u>Estimate</u>	<u>2022</u> <u>Adopted</u> <u>Budget</u>	<u>2023</u> <u>Forecasted</u> <u>Budget</u>
2137	44560	101	510501	PHIMC - Region 8 HIV Prev FY 2018	HEALTH - Health Grants	Regular Salaries	(15,004)	(5,560)	(10,375)	(10,375)	(2,400)	(10,375)	(10,375)
2137	44560	101	520999	PHIMC - Region 8 HIV Prev FY 2018	HEALTH - Health Grants	Grant Admin. - Benefits	(3,013)	-	-	-	-	-	-
2137	44560	101	560631	PHIMC - Region 8 HIV Prev FY 2018	HEALTH - Health Grants	Operational Supplies	-	-	-	-	-	-	-
2137	44560	101	530656	PHIMC - Region 8 HIV Prev FY 2018	HEALTH - Health Grants	Grant Contractuals	-	-	-	-	-	-	-
2138	44560	101	570669	COVID-19	HEALTH - Health Grants	De Minimis indirect cost	-	-	-	(21,818)	(21,818)	-	-
2138	44560	101	560631	COVID-19	HEALTH - Health Grants	Fringe benefits	-	-	-	(88,182)	(76,973)	-	-
2138	44560	101	510501	COVID-19	HEALTH - Health Grants	Regular salaries	-	-	-	(130,000)	(141,209)	-	-
2151	44560	101	510501	COVID-19	HEALTH - Health Grants	Grant Salaries	-	(193,559)	(153,167)	(282,581)	(264,085)	-	-
2151	44560	101	520999	COVID-19	HEALTH - Health Grants	Grant Admin Benefits	-	(97,193)	(69,424)	(69,424)	(69,425)	-	-
2151	44560	101	530652	COVID-19	HEALTH - Health Grants	Grant Training	-	-	(4,500)	(4,500)	-	-	-
2151	44560	101	530656	COVID-19	HEALTH - Health Grants	Grant Contractuals	-	(33,969)	(40,000)	(95,000)	(110,106)	-	-
2151	44560	101	540690	COVID-19	HEALTH - Health Grants	Telecommunications Charges	-	(697)	(30,000)	(30,000)	(6,894)	-	-
2151	44560	101	560631	COVID-19	HEALTH - Health Grants	Operational Supplies	-	(69,501)	(80,000)	(80,000)	(78,387)	-	-
2151	44560	101	570669	COVID-19	HEALTH - Health Grants	De Minimis	-	(41,272)	(40,000)	(40,000)	(30,695)	-	-
2157	44560	101	510501	W Nile Virus Prevent 2016-17	HEALTH - Health Grants	Regular Salaries	-	-	-	-	-	-	-
2157	44560	101	520999	W Nile Virus Prevent 2016-17	HEALTH - Health Grants	Grant Admin. - Benefits	-	-	-	-	-	-	-
2157	44560	101	530656	W Nile Virus Prevent 2016-17	HEALTH - Health Grants	Grant Contractuals	-	-	-	-	-	-	-
2157	44560	101	560631	W Nile Virus Prevent 2016-17	HEALTH - Health Grants	Operational Supplies	-	-	-	-	-	-	-
2158	44560	101	510501	IDPH - Vector Surv. & Cntl. FY 2018	HEALTH - Health Grants	Regular Salaries	(9,585)	(8,674)	(12,300)	(12,300)	(6,400)	(12,300)	(12,300)
2158	44560	101	520999	IDPH - Vector Surv. & Cntl. FY 2018	HEALTH - Health Grants	Grant Admin. - Benefits	-	-	-	-	-	-	-
2158	44560	101	530650	IDPH - Vector Surv. & Cntl. FY 2018	HEALTH - Health Grants	Conferences Training	-	-	-	-	-	-	-
2158	44560	101	530656	IDPH - Vector Surv. & Cntl. FY 2018	HEALTH - Health Grants	Grant Contractuals	-	(1,912)	-	-	-	-	-
2158	44560	101	550603	IDPH - Vector Surv. & Cntl. FY 2018	HEALTH - Health Grants	Postage	(40)	(120)	(500)	(500)	(380)	(500)	(500)
2162	44560	101	510501	Lead Poisoning 2011-12	HEALTH - Health Grants	Regular Salaries	-	-	-	-	-	-	-
2163	44560	101	510501	IDPH - Lead Case Mgmt. FY 2018	HEALTH - Health Grants	Regular Salaries	(26,113)	(26,133)	(27,450)	(27,450)	(29,100)	(37,830)	(37,830)
2173	44560	101	530656	Local Health Protect 2016-17	HEALTH - Health Grants	Grant Contractuals	-	-	-	-	-	-	-
2173	44560	101	520999	Local Health Protect 2016-17	HEALTH - Health Grants	Local Health Protect 2017-18	-	-	-	-	-	-	-
2173	44560	101	510501	Local Health Protect 2016-17	HEALTH - Health Grants	Regular Salaries	-	-	-	-	-	-	-
2174	44560	101	510501	IDPH - Local Health Protection FY2018	HEALTH - Health Grants	Regular Salaries	(70,062)	(59,568)	(59,784)	(59,784)	(59,570)	(63,000)	(63,000)
2174	44560	101	520999	IDPH - Local Health Protection FY2018	HEALTH - Health Grants	Grant Admin. - Benefits	-	-	-	-	-	-	-
2174	44560	101	530656	IDPH - Local Health Protection FY2018	HEALTH - Health Grants	Grant Contractuals	(7,690)	(7,690)	(7,850)	(7,850)	(7,691)	(7,900)	(7,900)
2174	44560	101	560631	IDPH- Local Health Protection	HEALTH - Health Grants	Operational Supplies	(4,025)	-	-	(4,087)	(4,087)	-	-
2175	44560	101	530650	NACCHO Medical Reserve Corps	HEALTH - Health Grants	Conferences Training	-	-	(3,788)	(3,788)	-	(3,788)	(3,788)
2175	44560	101	550605	NACCHO Medical Reserve Corps	HEALTH - Health Grants	Travel & Mileage Reimbursement	-	-	(3,905)	(3,905)	-	(3,905)	(3,905)
2175	44560	101	560631	NACCHO Medical Reserve Corps	HEALTH - Health Grants	Operational Supplies	-	(107)	(3,200)	(3,200)	(1,458)	(1,742)	(1,742)
2176	44560	101	560631	IDPH- Narcan	HEALTH - Health Grants	Operational Supplies	-	(2,700)	(5,000)	(5,000)	(2,700)	(4,000)	(4,000)
2183	44560	101	510501	Pub Hlth Emerg Prep 2016-17	HEALTH - Health Grants	Regular Salaries	-	-	-	-	-	-	-
2183	44560	101	520999	Pub Hlth Emerg Prep 2016-17	HEALTH - Health Grants	Grant Admin. - Benefits	-	-	-	-	-	-	-
2183	44560	101	530650	Pub Hlth Emerg Prep 2016-17	HEALTH - Health Grants	Conferences Training	-	-	-	-	-	-	-
2183	44560	101	530656	Pub Hlth Emerg Prep 2016-17	HEALTH - Health Grants	Grant Contractuals	-	-	-	-	-	-	-
2183	44560	101	540690	Pub Hlth Emerg Prep 2016-17	HEALTH - Health Grants	Telecommunication Charges	-	-	-	-	-	-	-
2183	44560	101	550605	Pub Hlth Emerg Prep 2016-17	HEALTH - Health Grants	Travel & Mileage Reimbursement	-	-	-	-	-	-	-
2184	44560	101	510501	IDPH Pub Hlth Emerg Prep FY 2018	HEALTH - Health Grants	Regular Salaries	(43,251)	(38,249)	(38,978)	(57,978)	(39,310)	(49,250)	(49,250)
2184	44560	101	520999	IDPH Pub Hlth Emerg Prep FY 2018	HEALTH - Health Grants	Grant Admin. - Benefits	(2,104)	-	-	-	-	-	-
2184	44560	101	530650	IDPH Pub Hlth Emerg Prep FY 2018	HEALTH - Health Grants	Conferences Training	-	-	-	-	-	-	-
2184	44560	101	530656	IDPH Pub Hlth Emerg Prep FY 2018	HEALTH - Health Grants	Grant Contractuals	(7,632)	(8,049)	(9,200)	(9,200)	(7,414)	(9,400)	(9,400)
2184	44560	101	540690	IDPH Pub Hlth Emerg Prep FY 2018	HEALTH - Health Grants	Telecommunication Charges	(1,620)	(1,995)	(700)	(700)	-	-	-
2184	44560	101	550605	IDPH Pub Hlth Emerg Prep FY 2018	HEALTH - Health Grants	Travel & Mileage Reimbursement	(3,700)	(378)	(3,200)	(3,200)	-	(3,300)	(3,300)
2184	44560	101	560631	IDPH Pub Hlth Emerg Prep FY 2018	HEALTH - Health Grants	Operational Supplies	-	(2,989)	(4,500)	(10,500)	(6,023)	(7,200)	(7,200)
2188	44560	101	510501	Teen Preg Prevent 2016-17	HEALTH - Health Grants	Regular Salaries	-	-	-	-	-	-	-
2188	44560	101	520999	Teen Preg Prevent 2016-17	HEALTH - Health Grants	Grant Admin. - Benefits	-	-	-	-	-	-	-
2188	44560	101	560631	Teen Preg Prevent 2016-17	HEALTH - Health Grants	Operational Supplies	-	-	-	-	-	-	-
2188	44560	101	530656	Teen Preg Prevent 2016-17	HEALTH - Health Grants	Grant Contractuals	-	-	-	-	-	-	-
2193	44560	101	510501	IDPH Tobacco Free 2016-17	HEALTH - Health Grants	Regular Salaries	-	-	-	-	-	-	-
2193	44560	101	520999	IDPH Tobacco Free 2016-17	HEALTH - Health Grants	Grant Admin. - Benefits	-	-	-	-	-	-	-
2193	44560	101	530656	IDPH Tobacco Free 2016-17	HEALTH - Health Grants	Grant Contractuals	-	-	-	-	-	-	-
2193	44560	101	560631	IDPH Tobacco Free 2016-17	HEALTH - Health Grants	Operational Supplies	-	-	-	-	-	-	-

VILLAGE OF OAK PARK
 FISCAL YEAR 2022 BUDGET
 HEALTH GRANTS FUND

<u>Fund</u>	<u>Dept</u>	<u>Program</u>	<u>Account</u>	<u>Description</u>	<u>Department</u>	<u>Description</u>	<u>2019</u> <u>Actual</u>	<u>2020</u> <u>Actual</u>	<u>Original</u> <u>2021</u> <u>Budget</u>	<u>Amended</u> <u>2021</u> <u>Budget</u>	<u>Year</u> <u>End</u> <u>Estimate</u>	<u>2022</u> <u>Adopted</u> <u>Budget</u>	<u>2023</u> <u>Forecasted</u> <u>Budget</u>
2194	44560	101	510501	IDPH - IL Tobacco Free FY 2018	HEALTH - Health Grants	Regular Salaries	(22,333)	(17,320)	(17,000)	(17,000)	(12,375)	(22,000)	(22,000)
2194	44560	101	520999	IDPH - IL Tobacco Free FY 2018	HEALTH - Health Grants	Grant Admin. - Benefits	-	-	-	-	-	-	-
2194	44560	101	550605	IDPH- IL Tobacco Free FY 2018	HEALTH - Health Grants	Travel & Mileage Reimbursement	(1,234)	-	(3,000)	(3,000)	-	(3,000)	(3,000)
2194	44560	101	530656	IDPH - IL Tobacco Free FY 2018	HEALTH - Health Grants	Grant Contractuals	-	-	(2,700)	(2,700)	-	-	-
2194	44560	101	560631	IDPH - IL Tobacco Free FY 2018	HEALTH - Health Grants	Operational Supplies	-	-	-	-	-	-	-
2198	44560	101	510501	IDPH FY Body Art FY 2018	HEALTH - Health Grants	Regular Salaries	-	-	-	-	-	-	-
SUB TOTAL EXPENDITURES							(297,491)	(691,197)	(740,836)	(1,194,337)	(1,061,893)	(348,851)	(348,851)
NET SURPLUS/(DEFICIT)							2	2	-	(453,501)	-	-	-

IL Dept. of Transportation Grant Fund

Fund Summary:

The Illinois Department of Transportation Grant is provided for holiday seatbelt and DUI enforcement campaigns. The funds are used to reimburse overtime for the officers completing the holiday details.

VILLAGE OF OAK PARK
 FISCAL YEAR 2022 BUDGET
 IL DEPARTMENT OF TRANSPORTATION GRANT FUND

<u>Fund</u>	<u>Dept</u>	<u>Program</u>	<u>Account</u>	<u>Description</u>	<u>Department</u>	<u>Description</u>	<u>2019</u> <u>Actual</u>	<u>2020</u> <u>Actual</u>	<u>Original</u> <u>2021</u> <u>Budget</u>	<u>Amended</u> <u>2021</u> <u>Budget</u>	<u>Year</u> <u>End</u> <u>Estimate</u>	<u>2022</u> <u>Adopted</u> <u>Budget</u>	<u>2023</u> <u>Forecasted</u> <u>Budget</u>
2230	42490	419	431400	IL Dept of Trans. Grant	POLICE - Grants	Grant Revenue	15,497	5,474	20,000	20,000	15,000	25,000	25,000
						SUB-TOTAL REVENUES	15,497	5,474	20,000	20,000	15,000	25,000	25,000
2230	42490	419	560631	IL Dept of Trans. Grant	POLICE - Grants	Operational Supplies	-	(1,199)	-	-	-	-	-
2230	42490	419	510503	IL Dept of Trans. Grant	POLICE - Grants	Overtime	(15,497)	(4,275)	(20,000)	(20,000)	(15,000)	(25,000)	(25,000)
						SUB-TOTAL EXPENDITURES	(15,497)	(5,474)	(20,000)	(20,000)	(15,000)	(25,000)	(25,000)
						NET SURPLUS/(DEFICIT)	-	-	-	-	-	-	-

Rebuild Illinois Grant Fund

Fund Summary:

In 2019 Governor Pritzker signed the REBUILD ILLINOIS capital plan to fund transportation projects throughout the state. As part of this plan the Motor Fuel Tax (MFT) law was amended to increase the motor fuel tax. A portion of this increased revenue from motor fuel taxes is being used to fund the roughly \$1.5 billion REBUILD ILLINOIS capital plan. The State will distribute these Rebuild Illinois grant funds to municipalities in six (6) disbursements over a three (3) year time period. The Village of Oak Park is scheduled to receive an estimated \$3,418,964 over this three (3) year time period starting in 2020.

Rebuild Illinois Grant Funds can only be used for bondable transportation capital improvements with an average useful life of 13 or more years and must follow The Illinois Department of Transportation processes and procedures.

VILLAGE OF OAK PARK
 FISCAL YEAR 2022 BUDGET
 REBUILD ILLINOIS GRANT FUND

<u>Fund</u>	<u>Dept</u>	<u>Program</u>	<u>Account</u>	<u>Description</u>	<u>Department</u>	<u>Description</u>	<u>2019</u> <u>Actual</u>	<u>2020</u> <u>Actual</u>	<u>Original</u> <u>2021</u> <u>Budget</u>	<u>Amended</u> <u>2021</u> <u>Budget</u>	<u>Year</u> <u>End</u> <u>Estimate</u>	<u>2022</u> <u>Adopted</u> <u>Budget</u>	<u>2023</u> <u>Forecasted</u> <u>Budget</u>
3040	43780	101	431400	Rebuild Illinois	DPW - Administration	Grant Allotment	-	1,139,655	1,140,000	1,140,000	1,139,654	1,139,654	-
3040	43780	101	461490	Rebuild Illinois	DPW - Administration	Interest Revenue	-	-	-	-	-	-	-
SUB-TOTAL REVENUES							-	1,139,655	1,140,000	1,140,000	1,139,654	1,139,654	-
SUB-TOTAL EXPENDITURES							-	-	-	-	-	-	-
NET SURPLUS/(DEFICIT)							-	1,139,655	1,140,000	1,140,000	1,139,654	1,139,654	-

Beginning Audited Fund Balance 1/1/21	1,139,655	
2020 Projected Surplus (Deficit)	1,139,654	
Ending Projected Fund Balance 12/31/21	2,279,309	
Estimated Fund Balance 1/1/22	2,279,309	
2021 Budgeted Surplus (Deficit)	1,139,654	
Ending Estimated Fund Balance 12/31/22	3,418,963	
Estimated Fund Balance 1/1/23		3,418,963
2022 Budgeted Surplus (Deficit)		-
Ending Estimated Fund Balance 12/31/23		3,418,963

Madison Street Tax Increment Financing District

Fund Summary:

The Madison Street TIF was adopted by the Village Board on February 6, 1995 and at that time it identified the following projects (along with costs estimates) for the Madison TIF District:

The Madison Street TIF terminated on December 31, 2019. However, a budget is provided to account for any residual expenses which were obligated on or before this TIF expiration date but have not yet been invoiced or paid.

VILLAGE OF OAK PARK
 FISCAL YEAR 2022 BUDGET
 MADISON STREET TIF FUND (TERMINATED 12/31/19)

<u>Fund</u>	<u>Dept</u>	<u>Program</u>	<u>Account</u>	<u>Description</u>	<u>Department</u>	<u>Description</u>	<u>2019</u> <u>Actual</u>	<u>2020</u> <u>Actual</u>	<u>Original</u> <u>2021</u> <u>Budget</u>	<u>Amended</u> <u>2021</u> <u>Budget</u>	<u>Year</u> <u>End</u> <u>Estimate</u>	<u>2022</u> <u>Adopted</u> <u>Budget</u>	<u>2023</u> <u>Forecasted</u> <u>Budget</u>
2072	41300	101	411401	Madison Street TIF Fund	Finance	Property Tax Levy	2,692,561	62,924	-	-	-	-	-
2072	46204	101	441462	Madison Street TIF Fund	Finance	Miscellaneous Revenue	50,000	-	-	-	-	-	-
2072	41300	101	461490	Madison Street TIF Fund	Finance	Interest Revenue	27,937	3,073	-	-	-	-	-
SUB-TOTAL REVENUE							<u>2,770,498</u>	<u>65,997</u>	<u>-</u>	<u>-</u>	<u>-</u>	<u>-</u>	<u>-</u>
2072	41070	101	530667	Madison Street TIF Fund	Finance	External Support	-	-	-	-	-	-	-
2072	41300	101	530667	Madison Street TIF Fund	Finance	External Support	-	-	-	-	-	-	-
2072	41300	101	570698	Madison Street TIF Fund	Finance	Economic Development Initiav	(3,258,209)	(1,485,754)	(695,000)	(1,421,164)	(1,421,164)	(1,661,362)	-
2072	41300	101	570706	Madison Street TIF Fund	Finance	Project Engineering	-	-	-	-	-	-	-
2072	41300	101	570707	Madison Street TIF Fund	Finance	Capital Improvements	(6,815,650)	(779,019)	-	(425,274)	(207,520)	-	-
2072	46205	101	462476	Madison Street TIF Fund	Finance	Gain/Loss on Sale of Property	-	-	-	-	-	-	-
SUB-TOTAL EXPENDITURES							<u>(10,073,859)</u>	<u>(2,264,773)</u>	<u>(695,000)</u>	<u>(1,846,438)</u>	<u>(1,628,684)</u>	<u>(1,661,362)</u>	<u>-</u>
NET SURPLUS/(DEFICIT)							<u>(7,303,361)</u>	<u>(2,198,776)</u>	<u>(695,000)</u>	<u>(1,846,438)</u>	<u>(1,628,684)</u>	<u>(1,661,362)</u>	<u>-</u>

Beginning Audited Cash Balance 1/1/21	3,425,069
2020 Projected Surplus (Deficit)	(1,628,684)
Ending Projected Cash Balance 12/31/21	<u>1,796,385</u>

Estimated Cash Balance 1/1/22	1,796,385
2021 Budgeted Surplus (Deficit)	(1,661,362)
Ending Estimated Cash Balance 12/31/22	<u>135,023</u>

Estimated Fund Balance 1/1/23	135,023
2022 Budgeted Surplus (Deficit)	-
Ending Estimated Fund Balance 12/31/23	<u>135,023</u>

Motor Fuel Tax Fund

Fund Summary:

The Motor Fuel Tax (MFT) Fund receives the Village's share of the state gasoline tax distributed to municipalities based on a multi-layered formula. These funds are transferred to the General Fund to be used for labor and material costs associated with maintaining roadways throughout the Village.

VILLAGE OF OAK PARK
FISCAL YEAR 2022 BUDGET
MOTOR FUEL TAX FUND

Fund	Dept	Program	Account	Description	Department	Description	2019	2020	Original	Amended	Year	2022	2023
							Actual	Actual	2021	2021	End	Adopted	Forecasted
							Budget	Budget	Budget	Budget	Estimate	Budget	Budget
2038	41300	101	435480	Motor Fuel Tax Fund	DPW - Administration	Motor Fuel Tax Allotment	1,701,905	1,887,909	1,820,000	1,820,000	1,870,000	2,028,000	2,028,000
2038	41300	101	461490	Motor Fuel Tax Fund	DPW - Administration	Interest Revenue	3,618	1,078	10,000	10,000	500	500	500
SUB-TOTAL REVENUES							1,705,523	1,888,987	1,830,000	1,830,000	1,870,500	2,028,500	2,028,500
2038	43700	101	510501	Motor Fuel Tax Fund	DPW-Engineering	Regular Salaries	-	(1,112)	-	-	-	-	-
2038	43720	101	510501	Motor Fuel Tax Fund	DPW-Street Lighting	Regular Salaries	-	-	(24,726)	(56,026)	(56,026)	(25,978)	(26,757)
2038	43720	751	510501	Motor Fuel Tax Fund	DPW-Street Lighting	Regular Salaries	-	(2,595)	(57,694)	(57,694)	(57,694)	(60,615)	(62,433)
2038	43720	752	510501	Motor Fuel Tax Fund	DPW-Street Lighting	Regular Salaries	-	(2,224)	(49,452)	(49,452)	(49,452)	(51,956)	(53,515)
2038	43720	753	510501	Motor Fuel Tax Fund	DPW-Street Lighting	Regular Salaries	-	(1,483)	(32,968)	(32,968)	(32,968)	(34,637)	(35,676)
2038	43730	777	510501	Motor Fuel Tax Fund	DPW-Water	Regular Salaries	-	-	(26,073)	(26,073)	(26,073)	(29,565)	(30,452)
2038	43740	101	510501	Motor Fuel Tax Fund	DPW-Street Services	Regular Salaries	-	-	-	-	-	-	-
2038	43740	761	510501	Motor Fuel Tax Fund	DPW-Street Services	Regular Salaries	-	-	(267,541)	(267,541)	(267,541)	(272,747)	(280,929)
2038	43740	765	510501	Motor Fuel Tax Fund	DPW-Street Services	Regular Salaries	-	-	(107,016)	(107,016)	(107,016)	(109,099)	(112,372)
2038	43800	741	510501	Motor Fuel Tax Fund	DPW-Forestry	Regular Salaries	-	-	(5,729)	(5,729)	(5,729)	(5,967)	(6,146)
2038	43900	733	510501	Motor Fuel Tax Fund	DPW-Fleet	Regular Salaries	-	-	(27,287)	(27,287)	(27,287)	(28,029)	(28,870)
2038	43700	101	510503	Motor Fuel Tax Fund	DPW-Engineering	Overtime	-	(39)	-	-	-	-	-
2038	43720	101	510503	Motor Fuel Tax Fund	DPW-Street Lighting	Overtime	-	-	(1,800)	(1,800)	(1,800)	(2,250)	(2,318)
2038	43720	751	510503	Motor Fuel Tax Fund	DPW-Street Lighting	Overtime	-	(92)	(4,200)	(4,200)	(4,200)	(5,250)	(5,408)
2038	43720	752	510503	Motor Fuel Tax Fund	DPW-Street Lighting	Overtime	-	(79)	(3,600)	(3,600)	(3,600)	(4,500)	(4,635)
2038	43720	753	510503	Motor Fuel Tax Fund	DPW-Street Lighting	Overtime	-	(52)	(3,000)	(3,000)	(3,000)	(3,000)	(3,090)
2038	43740	101	510503	Motor Fuel Tax Fund	DPW-Street Services	Overtime	-	-	-	-	-	-	-
2038	43740	761	510503	Motor Fuel Tax Fund	DPW-Street Services	Overtime	-	-	(20,000)	(20,000)	(20,000)	(20,000)	(20,600)
2038	43740	766	510503	Motor Fuel Tax Fund	DPW-Street Services	Overtime	-	-	(140,000)	(140,000)	(140,000)	(140,000)	(144,200)
2038	43800	741	510503	Motor Fuel Tax Fund	DPW-Forestry	Overtime	-	-	-	-	-	-	-
2038	43900	733	510503	Motor Fuel Tax Fund	DPW-Fleet	Overtime	-	-	-	-	-	-	-
SUB-TOTAL PERSONAL SERVICES							-	(7,676)	(771,086)	(802,386)	(802,386)	(793,593)	(817,401)
2038	43700	101	520520	Motor Fuel Tax Fund	DPW-Engineering	Life Insurance Expense	-	(1)	-	-	-	-	-
2038	43720	101	520520	Motor Fuel Tax Fund	DPW-Street Lighting	Life Insurance Expense	-	-	(28)	(28)	(28)	(28)	(29)
2038	43720	751	520520	Motor Fuel Tax Fund	DPW-Street Lighting	Life Insurance Expense	-	(3)	(65)	(65)	(65)	(65)	(67)
2038	43720	752	520520	Motor Fuel Tax Fund	DPW-Street Lighting	Life Insurance Expense	-	(2)	(56)	(56)	(56)	(56)	(58)
2038	43720	753	520520	Motor Fuel Tax Fund	DPW-Street Lighting	Life Insurance Expense	-	(2)	(37)	(37)	(37)	(37)	(38)
2038	43730	777	520520	Motor Fuel Tax Fund	DPW-Water	Life Insurance Expense	-	-	(42)	(42)	(42)	(42)	(43)
2038	43740	101	520520	Motor Fuel Tax Fund	DPW-Street Services	Life Insurance Expense	-	-	-	-	-	-	-
2038	43740	761	520520	Motor Fuel Tax Fund	DPW-Street Services	Life Insurance Expense	-	-	(419)	(419)	(419)	(419)	(432)
2038	43740	765	520520	Motor Fuel Tax Fund	DPW-Street Services	Life Insurance Expense	-	-	(167)	(167)	(167)	(167)	(172)
2038	43800	741	520520	Motor Fuel Tax Fund	DPW-Forestry	Life Insurance Expense	-	-	(9)	(9)	(9)	(9)	(9)
2038	43900	733	520520	Motor Fuel Tax Fund	DPW-Fleet	Life Insurance Expense	-	-	(37)	(37)	(37)	(37)	(38)
2038	43700	101	520521	Motor Fuel Tax Fund	DPW-Engineering	Health Insurance Expense	-	-	-	-	-	-	-
2038	43720	101	520521	Motor Fuel Tax Fund	DPW-Street Lighting	Health Insurance Expense	-	-	(3,577)	(3,577)	(3,577)	(3,577)	(3,684)
2038	43720	751	520521	Motor Fuel Tax Fund	DPW-Street Lighting	Health Insurance Expense	-	-	(8,345)	(8,345)	(8,345)	(8,345)	(8,595)
2038	43720	752	520521	Motor Fuel Tax Fund	DPW-Street Lighting	Health Insurance Expense	-	-	(7,153)	(7,153)	(7,153)	(7,153)	(7,368)
2038	43720	753	520521	Motor Fuel Tax Fund	DPW-Street Lighting	Health Insurance Expense	-	-	(4,769)	(4,769)	(4,769)	(4,769)	(4,912)
2038	43730	777	520521	Motor Fuel Tax Fund	DPW-Water	Health Insurance Expense	-	-	(8,218)	(8,218)	(8,218)	(6,678)	(6,878)
2038	43740	101	520521	Motor Fuel Tax Fund	DPW-Street Services	Health Insurance Expense	-	-	-	-	-	-	-
2038	43740	761	520521	Motor Fuel Tax Fund	DPW-Street Services	Health Insurance Expense	-	-	(74,305)	(74,305)	(74,305)	(61,793)	(63,647)
2038	43740	765	520521	Motor Fuel Tax Fund	DPW-Street Services	Health Insurance Expense	-	-	(29,722)	(29,722)	(29,722)	(24,717)	(25,459)
2038	43800	741	520521	Motor Fuel Tax Fund	DPW-Forestry	Health Insurance Expense	-	-	(2,012)	(2,012)	(2,012)	(2,247)	(2,314)
2038	43900	733	520521	Motor Fuel Tax Fund	DPW-Fleet	Health Insurance Expense	-	-	(6,542)	(6,542)	(6,542)	(6,542)	(6,738)
2038	43700	101	520522	Motor Fuel Tax Fund	DPW-Engineering	Social Security Expense	-	(71)	-	-	-	-	-
2038	43720	101	520522	Motor Fuel Tax Fund	DPW-Street Lighting	Social Security Expense	-	-	(1,645)	(1,645)	(1,645)	(1,611)	(1,659)
2038	43720	751	520522	Motor Fuel Tax Fund	DPW-Street Lighting	Social Security Expense	-	(167)	(3,838)	(3,838)	(3,838)	(3,758)	(3,871)
2038	43720	752	520522	Motor Fuel Tax Fund	DPW-Street Lighting	Social Security Expense	-	(143)	(3,289)	(3,289)	(3,289)	(3,221)	(3,318)
2038	43720	753	520522	Motor Fuel Tax Fund	DPW-Street Lighting	Social Security Expense	-	(95)	(2,230)	(2,230)	(2,230)	(2,148)	(2,212)
2038	43730	777	520522	Motor Fuel Tax Fund	DPW-Water	Social Security Expense	-	-	(1,617)	(1,617)	(1,617)	(1,833)	(1,888)

2038	43740	101	520522	Motor Fuel Tax Fund	DPW-Street Services	Social Security Expense	-	-	-	-	-	-	-
2038	43740	761	520522	Motor Fuel Tax Fund	DPW-Street Services	Social Security Expense	-	-	(17,828)	(17,828)	(17,828)	(16,910)	(17,417)
2038	43740	765	520522	Motor Fuel Tax Fund	DPW-Street Services	Social Security Expense	-	-	(15,315)	(15,315)	(15,315)	(6,764)	(6,967)
2038	43800	741	520522	Motor Fuel Tax Fund	DPW-Forestry	Social Security Expense	-	-	(355)	(355)	(355)	(370)	(381)
2038	43900	733	520522	Motor Fuel Tax Fund	DPW-Fleet	Social Security Expense	-	-	(1,692)	(1,692)	(1,692)	(1,738)	(1,790)
2038	43700	101	520523	Motor Fuel Tax Fund	DPW-Engineering	Medicare Expense	-	(17)	-	-	-	-	-
2038	43720	101	520523	Motor Fuel Tax Fund	DPW-Street Lighting	Medicare Expense	-	-	(385)	(385)	(385)	(377)	(388)
2038	43720	751	520523	Motor Fuel Tax Fund	DPW-Street Lighting	Medicare Expense	-	(38)	(897)	(897)	(897)	(879)	(905)
2038	43720	752	520523	Motor Fuel Tax Fund	DPW-Street Lighting	Medicare Expense	-	(33)	(769)	(769)	(769)	(753)	(776)
2038	43720	753	520523	Motor Fuel Tax Fund	DPW-Street Lighting	Medicare Expense	-	(22)	(522)	(522)	(522)	(502)	(517)
2038	43730	777	520523	Motor Fuel Tax Fund	DPW-Water	Medicare Expense	-	-	(378)	(378)	(378)	(429)	(442)
2038	43740	101	520523	Motor Fuel Tax Fund	DPW-Street Services	Medicare Expense	-	-	-	-	-	-	-
2038	43740	761	520523	Motor Fuel Tax Fund	DPW-Street Services	Medicare Expense	-	-	(4,169)	(4,169)	(4,169)	(3,955)	(4,074)
2038	43740	765	520523	Motor Fuel Tax Fund	DPW-Street Services	Medicare Expense	-	-	(3,582)	(3,582)	(3,582)	(1,582)	(1,629)
2038	43800	741	520523	Motor Fuel Tax Fund	DPW-Forestry	Medicare Expense	-	-	(83)	(83)	(83)	(87)	(90)
2038	43900	733	520523	Motor Fuel Tax Fund	DPW-Fleet	Medicare Expense	-	-	(396)	(396)	(396)	(406)	(418)
2038	43700	101	520527	Motor Fuel Tax Fund	DPW-Engineering	IMRF Expense	-	-	-	-	-	-	-
2038	43720	101	520527	Motor Fuel Tax Fund	DPW-Street Lighting	IMRF Expense	-	(101)	(2,212)	(2,212)	(2,212)	(1,444)	(1,487)
2038	43720	751	520527	Motor Fuel Tax Fund	DPW-Street Lighting	IMRF Expense	-	(237)	(5,162)	(5,162)	(5,162)	(3,370)	(3,471)
2038	43720	752	520527	Motor Fuel Tax Fund	DPW-Street Lighting	IMRF Expense	-	(203)	(4,425)	(4,425)	(4,425)	(2,889)	(2,976)
2038	43720	753	520527	Motor Fuel Tax Fund	DPW-Street Lighting	IMRF Expense	-	(135)	(3,000)	(3,000)	(3,000)	(1,926)	(1,984)
2038	43730	777	520527	Motor Fuel Tax Fund	DPW-Water	IMRF Expense	-	-	(2,174)	(2,174)	(2,174)	(1,644)	(1,693)
2038	43740	101	520527	Motor Fuel Tax Fund	DPW-Street Services	IMRF Expense	-	-	-	-	-	-	-
2038	43740	761	520527	Motor Fuel Tax Fund	DPW-Street Services	IMRF Expense	-	-	(22,313)	(22,313)	(22,313)	(15,165)	(15,620)
2038	43740	765	520527	Motor Fuel Tax Fund	DPW-Street Services	IMRF Expense	-	-	(20,601)	(20,601)	(20,601)	(6,066)	(6,248)
2038	43800	741	520527	Motor Fuel Tax Fund	DPW-Forestry	IMRF Expense	-	-	(478)	(478)	(478)	(332)	(342)
2038	43900	733	520527	Motor Fuel Tax Fund	DPW-Fleet	IMRF Expense	-	-	(2,276)	(2,276)	(2,276)	(1,558)	(1,605)
SUB-TOTAL FRINGE BENEFITS							-	(1,270)	(267,134)	(267,134)	(267,134)	(208,398)	(214,650)
2038	41300	101	530675	Motor Fuel Tax Fund	DPW - Administration	Bank Charges	(966)	(965)	(1,000)	(1,000)	(1,000)	(1,000)	(1,000)
2038	43720	751	540692	Motor Fuel Tax Fund	DPW-Street Lighting	Electricity	-	-	(110,000)	(110,000)	(110,000)	(115,000)	(115,000)
SUB-TOTAL CONTRACTUAL SERVICES							(966)	(965)	(111,000)	(111,000)	(111,000)	(116,000)	(116,000)
2038	43780	101	570951	Motor Fuel Tax Fund	Construction Resurfacing	Construction Resurfacing	-	-	(257,542)	(257,542)	-	(900,000)	-
2038	43740	761	560633	Motor Fuel Tax Fund	DPW-Street Services	Roadway Maintenance	-	-	(45,500)	(45,500)	(40,000)	(45,500)	(45,500)
2038	43740	765	560633	Motor Fuel Tax Fund	DPW-Street Services	Roadway Maintenance	-	-	(356,000)	(441,000)	(245,000)	(250,000)	(250,000)
SUB-TOTAL MATERIALS & SUPPLIES							-	-	(659,042)	(744,042)	(285,000)	(1,195,500)	(295,500)
2038	41300	101	591801	Motor Fuel Tax Fund	DPW - Administration	Transfer To General Fund	(1,700,000)	(1,580,000)	-	-	-	-	-
SUB-TOTAL TRANSFERS							(1,700,000)	(1,580,000)	-	-	-	-	-
SUB-TOTAL EXPENDITURES							(1,700,966)	(1,589,911)	(1,808,262)	(1,924,562)	(1,465,520)	(2,313,491)	(1,443,551)
NET SURPLUS/(DEFICIT)							4,557	299,076	21,738	(94,562)	404,980	(284,991)	584,949

Beginning Audited Fund Balance 1/1/21	1,247,944
2020 Projected Surplus (Deficit)	404,980
Ending Projected Fund Balance 12/31/21	<u>1,652,924</u>

Estimated Fund Balance 1/1/22	1,652,924
2021 Budgeted Surplus (Deficit)	(284,991)
Ending Estimated Fund Balance 12/31/22	<u>1,367,933</u>

Estimated Fund Balance 1/1/23	1,367,933
2022 Budgeted Surplus (Deficit)	584,949
Ending Estimated Fund Balance 12/31/23	<u>1,952,882</u>

Special Service Area (SSA) #1

Fund Summary:

The Special Service Area (SSA) #1 Fund is used to account for the property tax receipts as collected by the County. The area, which is confined to the greater downtown Oak Park area, levies a separate tax to assist in the marketing and promoting of businesses in the district.

The expenditure of the these funds is subject to the on-going application of an agreement between the Village of Oak Park and the Harlem Lake Marion Corporation (commonly referred to as Downtown Oak Park).

VILLAGE OF OAK PARK
 FISCAL YEAR 2022 BUDGET
 SPECIAL SERVICE AREA #1 FUND

<u>Fund</u>	<u>Dept</u>	<u>Program</u>	<u>Account</u>	<u>Description</u>	<u>Department</u>	<u>Description</u>	<u>2019</u> <u>Actual</u>	<u>2020</u> <u>Actual</u>	<u>Original</u> <u>2021</u> <u>Budget</u>	<u>Amended</u> <u>2021</u> <u>Budget</u>	<u>Year</u> <u>End</u> <u>Estimate</u>	<u>2022</u> <u>Adopted</u> <u>Budget</u>	<u>2023</u> <u>Forecasted</u> <u>Budget</u>
2081	41300	101	411401	SSA#1- Downtown Oak Park	Finance	Property Tax Levy	199,911	247,227	450,000	450,000	450,000	725,000	725,000
2081	41300	101	411414	SSA#1- Downtown Oak Park	Finance	Tif Surplus Distribution	89,160	-	-	-	-	-	-
2081	41300	101	461490	SSA#1- Downtown Oak Park	Finance	Interest Revenue	2,454	178	5,000	5,000	1,000	1,500	1,500
2081	41300	101	491498	SSA#1- Downtown Oak Park	Finance	Transfer From Downtown TIF	56,964	-	-	-	-	-	-
SUB-TOTAL REVENUE							348,489	247,405	455,000	455,000	451,000	726,500	726,500
2081	41300	101	530667	SSA#1- Downtown Oak Park	Finance	External Support	(725,000)	(700,000)	(725,000)	(725,000)	(725,000)	(725,000)	(725,000)
2081	41300	101	530675	SSA#1- Downtown Oak Park	Finance	Bank Charges	(966)	(963)	(1,000)	(1,000)	(1,000)	(1,000)	(1,000)
SUB-TOTAL EXPENDITURES							(725,966)	(700,963)	(726,000)	(726,000)	(726,000)	(726,000)	(726,000)
NET SURPLUS/(DEFICIT)							(377,477)	(453,558)	(271,000)	(271,000)	(275,000)	500	500

Beginning Audited Fund Balance 1/1/21	262,077	
2020 Projected Surplus (Deficit)	(275,000)	
Ending Projected Fund Balance 12/31/21	(12,923)	
Estimated Fund Balance 1/1/22		(12,923)
2021 Budgeted Surplus (Deficit)		500
Ending Estimated Fund Balance 12/31/22		(12,423)
Estimated Fund Balance 1/1/23		(12,423)
2022 Budgeted Surplus (Deficit)		500
Ending Estimated Fund Balance 12/31/23		(11,923)

Section 108 Loan Fund

Fund Summary:

The Village's Section 108 Loan Fund was established in order for Oak Park businesses to be able to utilize up-to \$3 million dollars in available federal money provided by the Department of Housing and Urban Development (HUD). Eligible Oak Park Section 108 Loan Fund activities include acquisition, rehabilitation, operating capital and the purchase and installation of equipment.

Federal guidelines require that every Section 108 Loan Fund activity must be CDBG-eligible and must create and/or retain permanent full-time jobs, at least 51 percent of which must be held by or made available to low and moderate income persons. Also, one low and moderate income full-time equivalent job must be created, or retained, for every \$35,000 invested in a Section 108 Loan Fund activity.

Oak Park businesses seeking a Section 108 loan are expected to have additional sources of funding for the proposed economic development activity. In order to minimize the risk to the Village, each loan application is required to go through an intensive and thorough review process, based on accepted underwriting standards and HUD guidelines.

VILLAGE OF OAK PARK
 FISCAL YEAR 2022 BUDGET
 SECTION 108 LOAN FUND

<u>Fund</u>	<u>Dept</u>	<u>Program</u>	<u>Account</u>	<u>Description</u>	<u>Department</u>	<u>Description</u>	<u>2019</u> <u>Actual</u>	<u>2020</u> <u>Actual</u>	<u>Original</u> <u>2021</u> <u>Budget</u>	<u>Amended</u> <u>2021</u> <u>Budget</u>	<u>Year</u> <u>End</u> <u>Estimate</u>	<u>2022</u> <u>Adopted</u> <u>Budget</u>	<u>2023</u> <u>Forecasted</u> <u>Budget</u>
2088	46201	101	431481	Section 108 Loan Fund	DCS - Neig. Srv. - CDBG	Grant Revenue	-	-	3,000,000	3,000,000	-	3,000,000	3,000,000
						SUB-TOTAL REVENUE	-	-	3,000,000	3,000,000	-	3,000,000	3,000,000
2088	46201	101	583607	Section 108 Loan Fund	DCS - Neig. Srv. - CDBG	Loan Disbursements	-	-	(3,000,000)	(3,000,000)	-	(3,000,000)	(3,000,000)
						SUB-TOTAL EXPENDITURES	-	-	(3,000,000)	(3,000,000)	-	(3,000,000)	(3,000,000)
						NET SURPLUS/(DEFICIT)	-	-	-	-	-	-	-

Beginning Audited Fund Balance 1/1/21	-
2020 Projected Surplus (Deficit)	-
Ending Projected Fund Balance 12/31/21	-
Estimated Fund Balance 1/1/22	-
2021 Budgeted Surplus (Deficit)	-
Ending Estimated Fund Balance 12/31/22	-
Estimated Fund Balance 1/1/23	-
2022 Budgeted Surplus (Deficit)	-
Ending Estimated Fund Balance 12/31/23	-

Special Service Area (SSA) #7

Fund Summary:

The Special Service Area (SSA) #7 Fund was created in Fiscal Year 2014 to account for traffic diverters placed along 1200 Elmwood and Rossell.

VILLAGE OF OAK PARK
 FISCAL YEAR 2022 BUDGET
 SPECIAL SERVICE AREA #7 FUND

<u>Fund</u>	<u>Dept</u>	<u>Program</u>	<u>Account</u>	<u>Description</u>	<u>Department</u>	<u>Description</u>	<u>2019</u> <u>Actual</u>	<u>2020</u> <u>Actual</u>	<u>Original</u> <u>2021</u> <u>Budget</u>	<u>Amended</u> <u>2021</u> <u>Budget</u>	<u>Year</u> <u>End</u> <u>Estimate</u>	<u>2022</u> <u>Adopted</u> <u>Budget</u>	<u>2023</u> <u>Forecasted</u> <u>Budget</u>
2090	41300	101	461490	SSA#7 Elmwood & Rossell	Finance	Interest Revenue	179	61	-	-	-	-	-
2090	41300	101	411401	SSA#7 Elmwood & Rossell	Finance	Property Tax Levy	7,476	117	-	-	-	-	-
SUB-TOTAL REVENUES							7,655	178	-	-	-	-	-
2090	41300	101	530675	SSA#7 Elmwood & Rossell	Finance	Bank Charges	(1,388)	(1,150)	-	-	-	-	-
2090	41300	101	570959	SSA#7 Elmwood & Rossell	Finance	Streetscaping	-	-	-	-	-	-	-
SUB-TOTAL EXPENDITURES							(1,388)	(1,150)	-	-	-	-	-
NET SURPLUS/(DEFICIT)							6,267	(972)	-	-	-	-	-

Beginning Audited Fund Balance 1/1/21 34,376
 2020 Projected Surplus (Deficit) -
 Ending Projected Fund Balance 12/31/21 34,376

Estimated Fund Balance 1/1/22 34,376
 2021 Budgeted Surplus (Deficit) -
 Ending Estimated Fund Balance 12/31/22 34,376

Estimated Fund Balance 1/1/23 34,376
 2022 Budgeted Surplus (Deficit) -
 Ending Estimated Fund Balance 12/31/23 34,376

Special Service Area (SSA) #8

Fund Summary:

The Special Service Area (SSA) #8 Fund was created in Fiscal Year 2018 to fund the design, construction, and maintenance of mid-block speed tables on the 1200 blocks of North East Avenue, Linden Avenue and North Euclid Avenue for a five year period.

VILLAGE OF OAK PARK
 FISCAL YEAR 2022 BUDGET
 SPECIAL SERVICE AREA #8 FUND

<u>Fund</u>	<u>Dept</u>	<u>Program</u>	<u>Account</u>	<u>Description</u>	<u>Department</u>	<u>Description</u>	<u>2019 Actual</u>	<u>2020 Actual</u>	<u>Original 2021 Budget</u>	<u>Amended 2021 Budget</u>	<u>Year End Estimate</u>	<u>2022 Adopted Budget</u>	<u>2023 Forecasted Budget</u>	
2092	41300	101	461490	SSA#8 Levy	Finance	Interest Revenue	47	23	-	-	-	-	-	
2092	41300	101	411406	SSA#8 Levy	Finance	Property Tax Levy	5,147	5,202	3,000	3,000	3,000	3,738	3,738	
SUB-TOTAL REVENUES							5,194	5,225	3,000	3,000	3,000	3,738	3,738	
2092	41300	101	570950	SSA#8 Construction	Finance	Construction*	-	-	-	-	-	-	-	
SUB-TOTAL EXPENDITURES							-	-	-	-	-	-	-	-
NET SURPLUS/(DEFICIT)							5,194	5,225	3,000	3,000	3,000	3,738	3,738	

Beginning Audited Fund Balance 1/1/21	10,419	
2020 Projected Surplus (Deficit)	3,000	
Ending Projected Fund Balance 12/31/21	13,419	
Estimated Fund Balance 1/1/22	13,419	
2021 Budgeted Surplus (Deficit)	3,738	
Ending Estimated Fund Balance 12/31/22	17,157	
Estimated Fund Balance 1/1/23		17,157
2022 Budgeted Surplus (Deficit)		3,738
Ending Estimated Fund Balance 12/31/23		20,895

* Speed Bump installation on Euclid, Linden, Columbian and East Avenues

State Rico Fund

Fund Summary:

The State Rico Fund receives assets distributed in accordance with Illinois Complied Statues. These funds must be used for the enforcement of the Cannabis Control Act and the Controlled Substance Act.

VILLAGE OF OAK PARK
 FISCAL YEAR 2022 BUDGET
 STATE RICO FUND

<u>Fund</u>	<u>Dept</u>	<u>Program</u>	<u>Account</u>	<u>Description</u>	<u>Department</u>	<u>Description</u>	<u>2019</u> <u>Actual</u>	<u>2020</u> <u>Actual</u>	<u>Original</u> <u>2021</u> <u>Budget</u>	<u>Amended</u> <u>2021</u> <u>Budget</u>	<u>Year</u> <u>End</u> <u>Estimate</u>	<u>2022</u> <u>Adopted</u> <u>Budget</u>	<u>2023</u> <u>Forecasted</u> <u>Budget</u>
2021	42480	101	452485	State RICO Forfeiture Fund	POLICE	Asset Seizures Forfeitures	18,153	17,625	20,000	20,000	10,000	20,000	20,000
2021	41300	101	461490	State RICO Forfeiture Fund	POLICE	Interest Revenue	264	91	100	100	50	75	75
2021	42480	101	462476	State RICO Forfeiture Fund	POLICE	Gain/Loss on Sale of Property	-	-	-	-	-	-	-
SUB-TOTAL REVENUE							18,417	17,716	20,100	20,100	10,050	20,075	20,075
2021	42400	101	560655	State RICO Forfeiture Fund	POLICE	Reimbursements	-	-	(20,000)	(20,000)	(20,000)	(20,000)	(20,000)
2021	42400	101	530667	State RICO Forfeiture Fund	POLICE	External Support	-	-	-	-	-	(10,000)	(10,000)
2021	41300	101	530675	State RICO Forfeiture Fund	POLICE	Bank Charges	(1,383)	(1,380)	(1,380)	(1,380)	(1,400)	(1,400)	(1,400)
SUB-TOTAL EXPENDITURES							(1,383)	(1,380)	(21,380)	(21,380)	(21,400)	(31,400)	(31,400)
NET SURPLUS/(DEFICIT)							17,034	16,336	(1,280)	(1,280)	(11,350)	(11,325)	(11,325)

Beginning Audited Fund Balance 1/1/21 91,098
 2020 Projected Surplus (Deficit) (11,350)
 Ending Projected Fund Balance 12/31/21 79,748

Estimated Fund Balance 1/1/22 79,748
 2021 Budgeted Surplus (Deficit) (11,325)
 Ending Estimated Fund Balance 12/31/22 68,423

Estimated Fund Balance 1/1/23 68,423
 2022 Budgeted Surplus (Deficit) (11,325)
 Ending Estimated Fund Balance 12/31/23 57,098

Sustainability Fund

Fund Summary:

The Village Manager’s Office oversees Sustainability initiatives and the Sustainability Fund was established in 2009 with Grant Funds for the hiring of a position to support sustainability efforts in the Village. After the grant expired, all sustainability related costs have been provided via a transfer from the Environmental Service Funds – Enterprise fund generating revenue from waste hauling fees. A full-time sustainability coordinator joined the Village Manager’s Office in Q4 2017, a Sustainability Graduate School Fellow, and another full-time sustainability coordinator joined in Q4 2021.

Beginning in 2016, as part of the Village’s Community Choice Electrical Aggregation program (CCA) for residential electricity, a 0.3¢/kWh local fee to support the Smart City USA renewable energy projects within the Village was established. That revenue, currently estimated at \$400,000 per year is shown as revenue in this fund as well and is restricted to supporting sustainability related energy efficiency and renewable energy initiatives.

CCA 0.3 cent/kWh Local Fee Restricted Revenue (through 12/31/20)	\$2,089,571
CCA 0.3 cent/kWh Local Fee Projected 2021	\$385,000
CCA 0.3 cent/kWh Local Fee Budgeted 2022	\$286,000
(Less Energy Efficiency Grants)	(\$552,000)
(Less Solar Projects)	(\$233,277)
(Less Sustainable VOP Projects)	(\$518,000)
(Less Street Lighting Improvements)	(\$374,346)
(Less Bikeway Capital Project)	(\$ 65,550)
 Restricted Fund Balance 12/31/2022	 \$1,017,448

Effective January 1, 2018, the Village established a mandatory fee of 10 cents on every single-use bag (paper and plastic) provided to customers in retail establishments greater than 5,000 sf with five cents being retained by the retailer and five cents remitted to the Village. Since its inception, the fees have generated an average of \$10,000 per month and the revenue is also shown within the Sustainability Fund to support sustainability initiatives.

Single-Use Bag Fee (through 12/31/20)	\$317,099
Single-Use Bag Fee (Projected 2021)	150,000
(Less reusable bag expenses through 12/31/20)	(21,206)
<u>(Less reusable bag projected 2021 expenses)</u>	<u>(1,750)</u>
Net Single-Use Bag Fee restricted revenue	\$444,143

The Village Manager's Office of Sustainability works with cross-functional staff and community partners to reduce the Village's carbon emissions, and prepare the Village of Oak Park for a hotter and wetter future.

On June 19, 2017, the Village Board adopted Resolution 17-579 in support of the Paris Agreement guiding principles with the goal of keeping a global temperature rise this century well below 2 degrees Celsius above pre-industrial levels and to pursue efforts to limit the temperature increase even further to 1.5 degrees Celsius. This was followed by the Village President signing the Chicago Climate Charter at the North American Climate Summit held in Chicago on December 4-6, 2017.

On January 1, 2018 the Village of Oak Park implemented the Single-Use Bag Fee Ordinance to reduce the negative impact single-use bags – both plastic and paper – have on the environment. In 2018, the Village Board also approved guidelines for a residential Rain Ready Grant Program which allowed for homeowners to use smart landscaping strategies to reduce the risk of basement seepage and reduce the burden on Oak Park's sewer system. After the second year of the program, it was estimated that over 500,000 gallons of water was infiltrated into the soil and diverted from the Village's sewer system.

On March 19, 2018 the Village board adopted Resolution 18-850 to endorse the Metropolitan Mayors Caucus' Greenest Region Compact2 (GRC), a framework built on environmental issues underway in Illinois communities reinforcing the Village's strategy toward an informed data-driven energy decision-making process to reduce emissions for the entire community that included achieving low-income household energy savings from existing resources. A grant to participate in a unique GRC AmeriCorps fellowship and EPA project in Illinois was also approved by the Board that began a 10-month sustainability fellowship that included the start of a data collection process for updating Oak Park's Greenhouse Gas Inventory.

From 2018 to 2019, the Village Board held Study Sessions on sustainability initiatives recommended by staff and endorsed by the EEC. On June 24, 2019 at the direction of the Village Board, staff presented the Village of Oak Park Community Energy Program Report, an evaluation and recommendation of renewable energy and energy efficiency programs that could be supported by a combination of incentives under the Future Energy Jobs Act (FEJA) and funding from the Community Choice Electrical Aggregation Fund (CCA). A main objective of the Program was to pursue programs that provided the most Greenhouse Gas reduction, kWh renewable energy production, or energy use reduction (for energy efficiency) per dollar spent.

Based on guidance received from the Environment and Energy Commission, and the results of an environmental and economic metrics model comparison of renewable energy projects, energy efficiency was one of the top-rated renewable energy options.

Figure 1 conveys the guidance received by the Commission and Staff’s recommendations for Program options.

- A-2 Solar Canopy for Village Hall Parking Lot
- A-3 Rooftop Solar Array for Public Works
- C-1 Offsite Community Solar for Village Facility Accounts
- C-2 Offsite Community Solar for Village CCA Program (20% Goal)
- D-2 Property Assessed Clean Energy (PACE) Program
- E LED streetlighting upgrades
- F Promote existing utility efficiency programs

Figure 1: Commission Guidance for CCA-Fund Program Options

Program Option	Title	Energy & Environmental Commission & Staff Recommendations	Staff Recommendation
A	<u>Rooftop Solar Array for Village Hall (to offset Village Consumption)</u>	Recommended substitution with other Village sites.	Replace with Options A-2 & A-3
A-2 (New)	Solar Canopy for Village Hall Parking Lot (to offset Village Consumption)	Proposed in response to Commission recommendation	Pursue
A-3 (New)	<u>Rooftop Solar Array for Public Works (to offset Village Consumption)</u>	Proposed in response to Commission recommendation	Pursue
B	<u>Rooftop Solar Array for Village Hall (to Support Community Solar)</u>	Recommended tabling due to low volume of Subscriptions.	Table
C-1	<u>Offsite Community Solar for Village Accounts</u>	Supported by Commission.	Pursue
C-2	<u>Promoting Offsite Community Solar for Village CCA Program</u>	Supported by Commission.	Pursue
D	<u>Credit Enhancement for Residential Rooftop Solar Installations</u>	Recommended substitution with PACE program.	Replace with Option D-2
D-2	Property Assessed Clean Energy (PACE)	Proposed by Commission	Pursue
E	<u>Streetlighting Upgrades</u>	Supported by Commission.	Pursue
F	<u>Promote Existing Utility Efficiency Programs</u>	Supported by Commission with annual budget as a % of CCA Fund, and low to moderate household income focus.	Pursue
G	<u>Utility-Scale Solar Array</u>	Recommended evaluating smaller scale solar or wind.	Continue Evaluation

On May 20, 2019, the Board moved forward with investing sustainability funds of \$170,000 in LED streetlight upgrades, and on February 10, 2020, approved guidelines and funding of \$220,000 for an energy efficiency grant program for qualifying income-eligible residents, \$270,000 for solar programs that included community solar subscription programs for applicable Village and residential accounts, and the feasibility analysis of on-site solar installations for additional Village facilities.

On Earth Day April 22, 2020 the Village announced the implementation of the first municipal residential community solar subscription program that influenced the rollout of similar program offerings statewide.

2021 Accomplishments

In 2021, the Board heard recommendations from the community, EEC and staff to continue support of energy efficiency and sustainability projects in Oak Park, and on March 22, 2021, approved the appropriation of \$1,105,000 from the special revenue sustainability fund that included \$35,000 for a sustainability energy efficiency resources marketing campaign, \$200,000 for new energy efficiency grant fund programs, \$225,000 for solar rebates, \$125,000 for the creation of a Comprehensive Sustainability and Climate Action and Resiliency Plan, \$120,000 for additional sustainability staffing, and \$400,000 toward the Park District of Oak Park's net-zero recreation center if the requirements of the Illinois Clean Energy Foundation Grant are met.

In 2021, the expansion of the Village's green fleet efforts continued with the addition of seven municipal hybrid vehicles for a total of 20 hybrids, 5 EVs, and 15 EV municipal and public charging stations with 27 charging ports.

A priority of the Village's 2021 sustainability planning was to enhance the visibility, accessibility and understanding of the opportunities and benefits of energy efficiency to reduce energy consumption and save money. The launch of Oak Park's Better Homes, Better Planet marketing campaign will increase branding of, awareness about, and engagement with home energy programs that are available to Oak Park residents. The campaign will combine a website, social posts, print materials, and other outreach strategies to reach as many Oak Park residents as possible. The campaign aims to help residents find programs they qualify for and assist in the application process, while also explaining the connection between home energy use and climate change.

2022 Sustainability Work Plan

In 2022, the sustainability budget will continue to support the Village's work towards meeting the goals of the Paris Agreement and the current Biden administration guidelines of achieving carbon neutrality by 2050 while continually addressing climate change as a racial equity issue. Our priorities include implementing a community-wide Comprehensive Sustainability and Climate Action and Resiliency plan that will include a clear and specific understanding of the GHG emissions reduction goals with a special focus on renewable energy and energy efficiency initiatives for Oak Park. The inclusion of proactive resiliency and adaptation planning will not only identify at-risk groups, but also ensure equity promotion and planning so those most at risk are prepared for any identified environmental hazards.

VILLAGE OF OAK PARK
FISCAL YEAR 2022 BUDGET
SUSTAINABILITY FUND

<u>Fund</u>	<u>Dept</u>	<u>Program</u>	<u>Account</u>	<u>Description</u>	<u>Department</u>	<u>Description</u>	<u>2019</u> <u>Actual</u>	<u>2020</u> <u>Actual</u>	<u>Original</u> <u>2021</u> <u>Budget</u>	<u>Amended</u> <u>2021</u> <u>Budget</u>	<u>Year</u> <u>End</u> <u>Estimate</u>	<u>2022</u> <u>Adopted</u> <u>Budget</u>	<u>2023</u> <u>Forecasted</u> <u>Budget</u>
2310	41020	101	441485	Sustainability Fund	Village Manager's Office (VMO)	CCA \$.3 Cents Revenue	432,355	453,828	425,000	425,000	385,000	286,000	286,000
2310	41020	101	491455	Sustainability Fund	Village Manager's Office (VMO)	Transfer From Env. Services Fund	150,000	150,000	150,000	150,000	150,000	150,000	150,000
2310	41020	101	445459	Sustainability Fund	Village Manager's Office (VMO)	Bag Fee Revenue	115,585	74,585	80,000	80,000	165,000	175,000	175,000
2310	41020	101	491490	Sustainability Fund	Village Manager's Office (VMO)	Transfer From ARPA Fund	-	-	-	-	41,993	-	-
2310	41020	101	491499	Sustainability Fund	Village Manager's Office (VMO)	Transfer From Other Funds	-	-	-	-	-	-	-
SUB-TOTAL REVENUE							697,940	678,413	655,000	655,000	741,993	611,000	611,000
2310	41020	101	510501	Sustainability Fund	Village Manager's Office (VMO)	Regular Salaries	(72,687)	(72,686)	(71,750)	(194,650)	(191,750)	(201,974)	(208,033)
2310	41020	101	520520	Sustainability Fund	Village Manager's Office (VMO)	Life Insurance Expense	(94)	(94)	(93)	(186)	(186)	(186)	(192)
2310	41020	101	520521	Sustainability Fund	Village Manager's Office (VMO)	Health Insurance Expense	(8,648)	(7,545)	(7,500)	(31,344)	(31,344)	(31,344)	(32,284)
2310	41020	101	520522	Sustainability Fund	Village Manager's Office (VMO)	Social Security Expense	(4,343)	(4,367)	(4,449)	(11,889)	(11,889)	(12,522)	(12,898)
2310	41020	101	520523	Sustainability Fund	Village Manager's Office (VMO)	Medicare Expense	(1,016)	(1,021)	(1,040)	(2,780)	(2,780)	(2,929)	(3,017)
2310	41020	101	520527	Sustainability Fund	Village Manager's Office (VMO)	IMRF Contributions	(4,710)	(6,438)	(5,984)	(13,484)	(13,484)	(10,318)	(10,628)
2310	41020	101	530650	Sustainability Fund	Village Manager's Office (VMO)	Conferences Training	206	-	(2,500)	(2,500)	(500)	(2,500)	(2,575)
2310	41020	101	530667	Sustainability Fund	Village Manager's Office (VMO)	External Support	(24,888)	(4,030)	(76,500)	(236,500)	(81,000)	(174,000)	(179,220)
2310	41020	101	550601	Sustainability Fund	Village Manager's Office (VMO)	Printing	(812)	-	(9,000)	(9,000)	(9,000)	(9,000)	(9,270)
2310	41020	101	550602	Sustainability Fund	Village Manager's Office (VMO)	Membership Dues	(1,195)	(2,400)	(3,595)	(3,595)	(3,595)	(6,820)	(7,025)
2310	41020	101	550603	Sustainability Fund	Village Manager's Office (VMO)	Postage	(63)	(5)	(100)	(100)	(100)	(200)	(206)
2310	41020	101	550605	Sustainability Fund	Village Manager's Office (VMO)	Travel & Mileage Reimbursement	(192)	-	(375)	(375)	(375)	(750)	(773)
2310	41020	101	560606	Sustainability Fund	Village Manager's Office (VMO)	Books & Subscriptions	-	-	(250)	(250)	(250)	(500)	(515)
2310	41020	101	560620	Sustainability Fund	Village Manager's Office (VMO)	Office Supplies	(445)	-	(800)	(800)	(800)	(1,200)	(1,236)
2310	41020	101	570668	Sustainability Fund	Village Manager's Office (VMO)	Energy Efficiency Grant Programs	-	-	(220,000)	(420,000)	(132,000)	(420,000)	-
2310	41020	101	570850	Sustainability Fund	Village Manager's Office (VMO)	Solar Projects	-	(8,277)	(270,000)	(495,000)	-	(225,000)	-
2310	41020	101	570851	Sustainability Fund	Village Manager's Office (VMO)	Sustainable VOP Projects	(18,000)	-	(100,000)	(500,000)	(100,000)	(400,000)	(50,000)
2310	41020	101	570954	Sustainability Fund	Village Manager's Office (VMO)	Street Lighting Improvements	(79,555)	(119,791)	(50,000)	(50,000)	-	(175,000)	(175,000)
2310	41020	101	570967	Sustainability Fund	Village Manager's Office (VMO)	Bikeway Capital Project	-	(30,550)	(165,000)	(200,000)	(35,000)	-	-
2310	41020	101	591895	Sustainability Fund	Village Manager's Office (VMO)	Transfer to CIP Fund	-	-	-	-	-	-	-
SUB-TOTAL EXPENDITURES							(216,442)	(257,204)	(988,936)	(2,172,453)	(614,053)	(1,674,243)	(692,870)
NET SURPLUS/(DEFICIT)							481,498	421,209	(333,936)	(1,517,453)	127,940	(1,063,243)	(81,870)

Beginning Audited Fund Balance 1/1/21	2,679,835		
2020 Projected Surplus (Deficit)	127,940		
Ending Projected Fund Balance 12/31/21	<u>2,807,775</u>		
Estimated Fund Balance 1/1/22		2,807,775	
2021 Budgeted Surplus (Deficit)		<u>(1,063,243)</u>	
Ending Estimated Fund Balance 12/31/22		<u>1,744,532</u>	
Estimated Fund Balance 1/1/23			1,744,532
2022 Budgeted Surplus (Deficit)			<u>(81,870)</u>
Ending Estimated Fund Balance 12/31/23			<u>1,662,662</u>

Tobacco Enforcement Program Fund

Fund Summary:

The Tobacco Enforcement Program (TEP) is funded by the Illinois Department of Human Services – Division of Alcoholism and Substance Abuse. TEP enables the Police Department to collaborate with retailers to stop illegal tobacco sales to minors.

VILLAGE OF OAK PARK
 FISCAL YEAR 2022 BUDGET
 TOBACCO ENFORCEMENT PROGRAM FUND

<u>Fund</u>	<u>Dept</u>	<u>Program</u>	<u>Account</u>	<u>Description</u>	<u>Department</u>	<u>Description</u>	<u>2019 Actual</u>	<u>2020 Actual</u>	<u>Original 2021 Budget</u>	<u>Amended 2021 Budget</u>	<u>Year End Estimate</u>	<u>2022 Adopted Budget</u>	<u>2023 Forecasted Budget</u>
2220	42490	101	431400	Tobacco Enforcement Grant	POLICE - Grants	Grant Revenue	2,078	935	3,000	3,000	3,000	3,000	3,000
						SUB-TOTAL REVENUES	2,078	935	3,000	3,000	3,000	3,000	3,000
2220	42490	101	550701	Tobacco Enforcement Grant	POLICE - Grants	Tobacco Grant Expenditures	(2,078)	(935)	(3,000)	(3,000)	(3,000)	(3,000)	(3,000)
						SUB-TOTAL EXPENDITURES	(2,078)	(935)	(3,000)	(3,000)	(3,000)	(3,000)	(3,000)
						NET SURPLUS/(DEFICIT)	-	-	-	-	-	-	-

Travel, Training & Wellness

Fund Summary:

The Travel, Training & Wellness Fund exists to fund initiatives related to the professional and personal development of the Village's workforce. Revenues in the Fund are generated from point rewards issued when purchases are made with Village credit cards. The credit card rebate is paid to the Village each January and credited to prior year budget revenue. There are no legal restrictions for use of these funds.

In FY21 and FY22, funds are additionally being allocated to replacement of furnishings when warranted to employee wellness.

VILLAGE OF OAK PARK
 FISCAL YEAR 2022 BUDGET
 TRAVEL, TRAINING & WELLNESS

<u>Fund</u>	<u>Dept</u>	<u>Program</u>	<u>Account</u>	<u>Description</u>	<u>Department</u>	<u>Description</u>	<u>2019</u> <u>Actual</u>	<u>2020</u> <u>Actual</u>	<u>Original</u> <u>2021</u> <u>Budget</u>	<u>Amended</u> <u>2021</u> <u>Budget</u>	<u>Year</u> <u>End</u> <u>Estimate</u>	<u>2022</u> <u>Adopted</u> <u>Budget</u>	<u>2023</u> <u>Forecasted</u> <u>Budget</u>
1050	41300	101	441460	Travel, Training & Wellness	Finance	Credit Card Points Revenue	25,674	24,518	30,000	30,000	28,000	28,000	30,000
SUB-TOTAL REVENUES							25,674	24,518	30,000	30,000	28,000	28,000	30,000
1050	41020	101	530650	Travel, Training & Wellness	Village Manager's Office	Conferences Training	(9,697)	-	(80,000)	(80,000)	-	(80,000)	(80,000)
1050	42500	101	530650	Travel, Training & Wellness	Fire - Admin	Conferences Training	-	-	-	-	-	-	-
1050	41020	101	530667	Travel, Training & Wellness	Village Manager's Office	External Support	-	-	-	-	-	-	-
SUB-TOTAL EXPENDITURES							(9,697)	-	(80,000)	(80,000)	-	(80,000)	(80,000)
NET SURPLUS/(DEFICIT)							15,977	24,518	(50,000)	(50,000)	28,000	(52,000)	(50,000)

Beginning Audited Fund Balance 1/1/21	115,349	
2020 Projected Surplus (Deficit)	28,000	
Ending Projected Fund Balance 12/31/21	143,349	
Estimated Fund Balance 1/1/22	143,349	
2021 Budgeted Surplus (Deficit)	(52,000)	
Ending Estimated Fund Balance 12/31/22	91,349	
Estimated Fund Balance 1/1/23		91,349
2022 Budgeted Surplus (Deficit)		(50,000)
Ending Estimated Fund Balance 12/31/23		41,349

Capital Improvement Funds

The Capital Improvement Fund generates revenue through a dedicated one percent home rule sales tax, a six cent per gallon gasoline tax, as well as telecommunications tax distributed through the state. The fund's most notable expenses are the repair and replacement of local streets, alleys and sidewalks. It also funds the other capital funds through inter-fund transfers.

Although the current focus is on the actual infrastructure improvements it is not possible to have a valid conversation about the fund's ability to pay for the costs of projects without also discussing the other expenses of the fund.

The revenue and expense table below illustrates the overall fund finances. However, the operations portion (i.e. everything beyond the capital costs), are currently under review and will come before the Finance Committee and Village Board as a part of the operational budget recommendation.

The Public Works Department is responsible for the oversight and management of three Capital Funds including the Capital Improvement Fund, Building Improvement Fund and Fleet Replacement Fund. These funds support equipment and projects that have an extended life. Streets, sidewalks, HVAC systems and vehicles are typical expenditures from these funds. The Capital Improvement Fund also includes expenditures for personnel salaries and benefits that support the Funds programs and projects. The Capital Improvement Fund includes expenditures to the other capital funds through inter-fund transfers.

The Finance Department is responsible for the oversight and management of the Equipment Replacement Fund, which tracks expenses related to major technical equipment purchases for Village departments.

Criteria

Capital projects must meet the following criteria:

- Minimum value of \$10,000 or lesser value if aggregated as part of a larger project
- Useful life of longer than two years
- Results in a fixed asset
- If an engineering study, leads to a capital program

Capital projects include costs in the following six main categories:

- Professional Services
- Land Acquisition
- Infrastructure Improvements
- Building Improvements
- Machinery and Equipment
- Other/Miscellaneous

Building Improvement Fund

Fund Summary:

The Building Improvement Fund revenue is transferred from the primary Capital Improvement Fund and is therefore indirectly funded by bond proceeds. This fund accounts for all expenses related to the repair and maintenance of all Village owned facilities. Specific items include HVAC components, Mechanical, Electrical and Plumbing (MEP) components, Structural, Roofing and Building Envelope components, Fire Protection and Life Safety components, and general site components such as driveways, sidewalks, concrete and pavement.

Village owned facilities include Village Hall and the Police Station, Public Works Center, three fire stations, the Metra Station and various other Village owned properties. The three water pumping stations are managed through the Water & Sewer Fund, and the Holley Court and Avenue Garage parking garages are managed through the Parking Fund.

VILLAGE OF OAK PARK
 FISCAL YEAR 2022 BUDGET
 CAPITAL BUILDING IMPROVEMENTS FUND

<u>Fund</u>	<u>Dept</u>	<u>Program</u>	<u>Account</u>	<u>Description</u>	<u>Department</u>	<u>Description</u>	<u>2019</u>	<u>2020</u>	<u>Original</u>	<u>Amended</u>	<u>Year</u>	<u>2022</u>	<u>2023</u>
							<u>Actual</u>	<u>Actual</u>	<u>2021</u>	<u>2021</u>	<u>End</u>	<u>Adopted</u>	<u>Forecasted</u>
									<u>Budget</u>	<u>Budget</u>	<u>Estimate</u>	<u>Budget</u>	<u>Budget</u>
3012	41300	101	491495	Capital Bldg Improvements	DPW - Building Maintenance	Transfer From CIP Fund	192,000	-	-	-	-	1,700,000	17,500,000
3012	41300	101	493806	Capital Bldg Improvements	DPW - Building Maintenance	Bond Anticipation Notes	-	-	1,550,000	1,550,000	-	-	-
3012	43790	101	431400	Capital Bldg Improvements	DPW - Building Maintenance	Grant Revenue	-	-	20,000	20,000	20,000	-	-
						SUB-TOTAL REVENUE	192,000	-	1,570,000	1,570,000	20,000	1,700,000	17,500,000
3012	43790	101	540673	Capital Bldg Improvements	DPW - Building Maintenance	Building Maintenance	(229,770)	(438,654)	(1,595,000)	(1,765,105)	(299,638)	(1,419,600)	(18,730,765)
						SUB-TOTAL EXPENDITURES	(229,770)	(438,654)	(1,595,000)	(1,765,105)	(299,638)	(1,419,600)	(18,730,765)
						NET SURPLUS/(DEFICIT)	(37,770)	(438,654)	(25,000)	(195,105)	(279,638)	280,400	(1,230,765)
						Beginning Audited Fund Balance 1/1/21					77,459		
						2020 Projected Surplus (Deficit)					(279,638)		
						Ending Projected Fund Balance 12/31/21					(202,179)		
						Estimated Fund Balance 1/1/22						(202,179)	
						2021 Budgeted Surplus (Deficit)						280,400	
						Ending Estimated Fund Balance 12/31/22						78,221	
						Estimated Fund Balance 1/1/23							78,221
						2022 Budgeted Surplus (Deficit)							(1,230,765)
						Ending Estimated Fund Balance 12/31/23							(1,152,544)

Equipment Replacement Fund

Fund Summary:

The Equipment Replacement Fund tracks expenses related to major equipment purchase. Expenditures charged to this fund include any capitalized equipment purchase but excludes vehicles which are budgeted in the Fleet Fund.

VILLAGE OF OAK PARK
FISCAL YEAR 2022 BUDGET
EQUIPMENT REPLACEMENT FUND

Fund	Dept	Program	Account	Description	Department	Description	2019 Actual	2020 Actual	Original 2021 Budget	Amended 2021 Budget	Year End Estimate	2022 Adopted Budget	2023 Forecasted Budget
3029	42400	101	441462	Equipment Replacement Fund	Finance	Miscellaneous Revenue	-	-	-	-	-	-	-
3029	41300	101	461490	Equipment Replacement Fund	Finance	Interest Revenue	-	-	-	-	-	-	-
3029	42500	101	431400	Equipment Replacement Fund	Finance	Grant Revenue	-	(17)	-	-	-	-	-
3029	41300	101	491495	Equipment Replacement Fund	Finance	Transfer From CIP Fund	-	1,500,000	620,000	620,000	620,000	1,250,000	800,000
SUB-TOTAL REVENUE							-	1,499,983	620,000	620,000	620,000	1,250,000	800,000
3029	43790	101	540673	Equipment Replacement Fund	Finance	Building Maintenance	-	-	-	-	-	-	-
3029	41300	905	550689	Equipment Replacement Fund	Finance	Operational Mainten Support	-	-	-	-	-	-	-
3029	41040	884	540690	Equipment Replacement Fund	Finance	Telecommunication Charges	-	-	-	(808,051)	(708,051)	-	-
3029	41300	884	540690	Equipment Replacement Fund	Finance	Telecommunication Charges	-	(1,253,279)	-	-	-	-	-
3029	41300	905	540690	Equipment Replacement Fund	Finance	Telecommunication Charges	-	-	-	-	-	-	-
3029	41300	905	570290	Equipment Replacement Fund	Finance	WAN Equipment	-	-	-	-	-	-	-
3029	41300	884	570292	Equipment Replacement Fund	Finance	Telephone System	-	-	-	-	-	(60,000)	(160,000)
3029	41300	905	570294	Equipment Replacement Fund	Finance	Printers	(2,982)	(699)	(3,000)	(3,000)	(3,000)	(3,000)	(3,000)
3029	41300	906	570710	Equipment Replacement Fund	Finance	Equipment	(278,680)	(11,974)	(14,000)	(14,000)	(14,000)	(38,000)	(3,000)
3029	41300	714	570710	Equipment Replacement Fund	Finance	Equipment	(221,995)	(298,331)	(138,646)	(145,811)	(140,811)	(221,000)	(112,400)
3029	41300	910	570711	Equipment Replacement Fund	Finance	Equipment	-	-	-	-	-	-	-
3029	41300	911	570720	Equipment Replacement Fund	Finance	Equipment	-	-	-	-	-	(50,000)	(50,000)
3029	41300	101	570711	Equipment Replacement Fund	Finance	Equipment	-	-	-	-	-	-	-
3029	41300	905	570711	Equipment Replacement Fund	Finance	Software	-	-	(50,000)	(50,000)	-	(125,000)	(25,000)
3029	41300	906	570711	Equipment Replacement Fund	Finance	Software	-	-	-	-	-	-	-
3029	41300	714	570711	Equipment Replacement Fund	Finance	Software	-	-	-	-	-	-	-
3029	41300	909	570711	Equipment Replacement Fund	Finance	Software	-	-	-	-	-	-	-
3029	41300	915	570711	Equipment Replacement Fund	Finance	Software	-	-	-	-	-	-	-
3029	41300	905	570720	Equipment Replacement Fund	Finance	Computer Equipment	(44,179)	(33,416)	(40,000)	(40,000)	(40,000)	(45,000)	(195,000)
3029	41300	906	570720	Equipment Replacement Fund	Finance	Computer Equipment	(52,886)	(51,463)	(78,000)	(78,000)	(78,000)	(368,000)	(268,000)
3029	41300	915	570720	Equipment Replacement Fund	Finance	Computer Equipment	-	-	-	-	-	-	-
3029	41110	882	570720	Equipment Replacement Fund	Finance	Computer Equipment	-	-	-	-	-	-	-
3029	41300	884	570720	Equipment Replacement Fund	Finance	Computer Equipment	(66,705)	(54,088)	(65,000)	(87,828)	(87,828)	(65,000)	(65,000)
3029	41300	909	570720	Equipment Replacement Fund	Finance	Computer Equipment	-	-	-	-	-	-	-
3029	41300	199	591895	Equipment Replacement Fund	Finance	Interfund Transfer to CIP Fund	(700,000)	-	-	-	-	-	-
SUB-TOTAL EXPENDITURES							(1,367,427)	(1,703,250)	(388,646)	(1,226,690)	(1,071,690)	(975,000)	(881,400)
NET SURPLUS/(DEFICIT)							(1,367,427)	(203,267)	231,354	(606,690)	(451,690)	275,000	(81,400)

Beginning Audited Fund Balance 1/1/21
2020 Projected Surplus (Deficit)
Ending Projected Fund Balance 12/31/21

172,309
(451,690)
(279,381)

Estimated Fund Balance 1/1/22
2021 Budgeted Surplus (Deficit)
Ending Estimated Fund Balance 12/31/22

(279,381)
275,000
(4,381)

Estimated Fund Balance 1/1/23
2022 Budgeted Surplus (Deficit)
Ending Estimated Fund Balance 12/31/23

(4,381)
(81,400)
(85,781)

Fleet Replacement Fund

Fund Summary

The Fleet Replacement Fund tracks expenses related to vehicle purchases for Village departments outside of the Village's Enterprise funds (Water/Sewer, Parking and Environmental Services).

The Fleet Services Division within the Public Works Department reviews equipment needs with relevant departments and determines optimal replacement cycles. This is based on an analysis of cost effectiveness of maintenance, life expectancy, technological advancements, environmental impacts as well as resale proceed reinvestment.

The Fleet Services Division continues to search for fiscally responsible ways of expanding our Green Fleet with equipment that provide the required features for each Village department, while also using less fuel and helping clean the environment. The Village "Green Fleet" consists of 2 Compressed Natural Gas pickup trucks, 27 Hybrid vehicles, 6 electric cars and all 68 of the diesel vehicles run on B20 biodiesel fuel. This equals 48.5% of the fleet using alternate fuels. This is an increase of 3.5% over 2020.

The Village owns and maintains 212 vehicles and pieces of equipment which are dedicated to each department as follows:

- Village Hall vehicles includes Development Customer Services, Health Department and Pool cars: 14 total: 8 hybrid sedans, 4 electric sedans, 1 SUV and 1 van
- Police: 76 total: 41 marked squads and 22 unmarked squads. The remaining vehicles consist of CSO vehicles, specialty vehicles, Segways and generators. Of these there are 7 Patrol hybrid SUVs and 1 CSO hybrid sedan.
- Parking Enforcement: 5 total: 1 Sedan, 1 Minivan, 1 SUV and 2 Hybrid SUVs.
- Fire: 18 total: 3 Pumpers, 1 ladder truck, 4 ambulances, 1 command vehicle, 1 pickup truck, 4 SUVs, 1 sedan, 2 hybrid inspector sedans, and 1 ATV
- Public Works: 68 total: 1 electric admin/pool vehicle, 6 hybrid admin/pool vehicles, 5 admin/pool vehicles, 1 full size van, 2 minivans, 9 pickup trucks, 4 aerial trucks, 14 large trucks, 3 front end loaders, 5 one ton trucks, 1 garbage truck, 1 street sweeper, 1 tow truck and 15 various pieces of equipment and trailers
- Parking Fund vehicles: 5 total: 3 minivans, 1 pickup truck w plow and 1 small SUV
- Water & Sewer Fund vehicles: 25 total: 5 large trucks, 3 one ton trucks, 2 backhoe/loaders, 3 pickup trucks, 1 portable pumping station generator, 1 stationary pumping station generator, 1 hybrid sedan, 1 electric sedan, 2 minivans, 2 full size vans and 4 various pieces of equipment and trailers
- Environmental Services Fund: 1 pickup truck

VILLAGE OF OAK PARK
FISCAL YEAR 2022 BUDGET
FLEET REPLACEMENT FUND

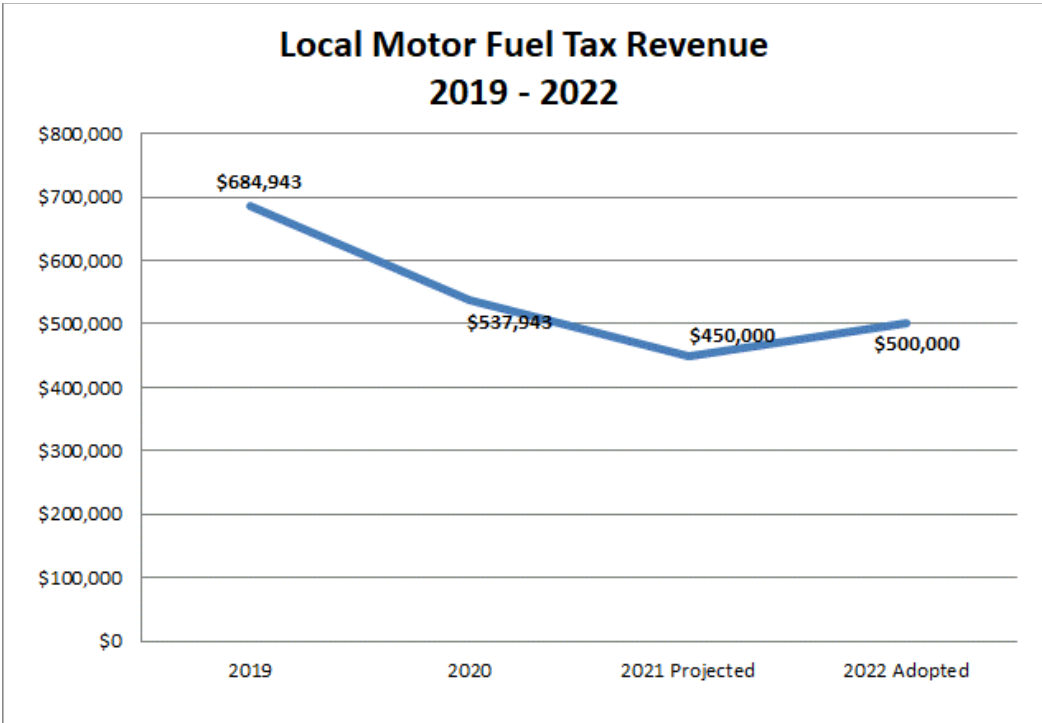
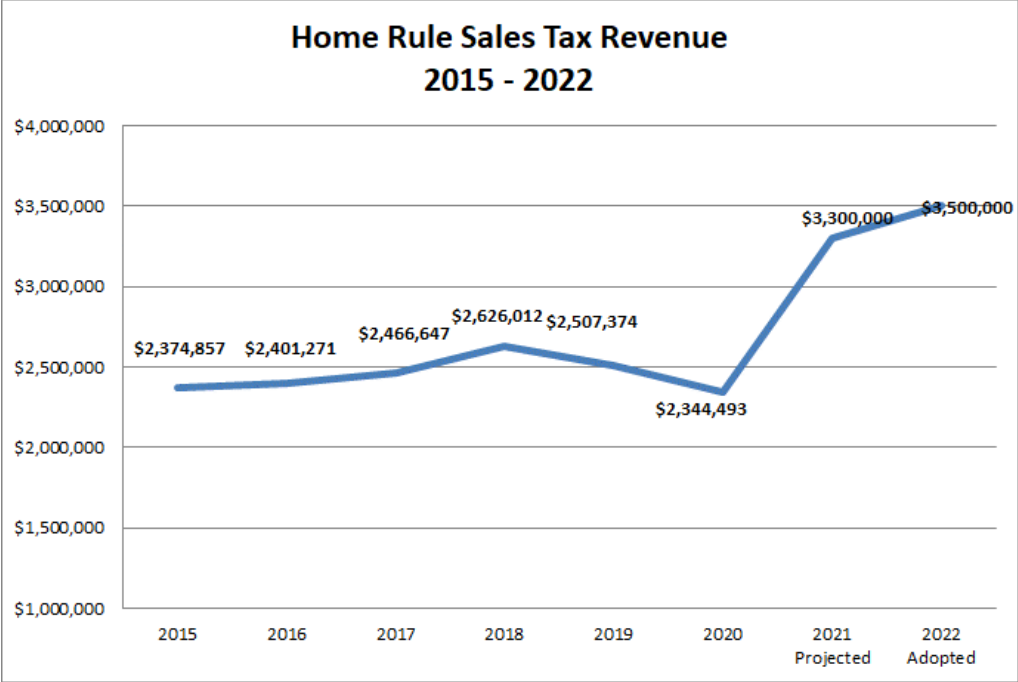
<u>Fund</u>	<u>Dept</u>	<u>Program</u>	<u>Account</u>	<u>Description</u>	<u>Department</u>	<u>Description</u>	<u>2019</u> <u>Actual</u>	<u>2020</u> <u>Actual</u>	<u>Original</u> <u>2021</u> <u>Budget</u>	<u>Amended</u> <u>2021</u> <u>Budget</u>	<u>Year</u> <u>End</u> <u>Estimate</u>	<u>2022</u> <u>Adopted</u> <u>Budget</u>	<u>2023</u> <u>Forecasted</u> <u>Budget</u>
3032	43900	101	491424	Fleet Replacement Fund	DPW - Fleet Operations	Transfer From Rico Fund	229,559	70,876	277,500	277,500	277,500	-	-
3032	41300	101	491495	Fleet Replacement Fund	DPW - Fleet Operations	Transfer From CIP Fund	750,000	320,000	200,000	200,000	200,000	1,450,000	2,250,000
SUB-TOTAL REVENUE							979,559	390,876	477,500	477,500	477,500	1,450,000	2,250,000
3032	43900	101	570750	Fleet Replacement Fund	DPW - Fleet Operations	Vehicles- Administration	(35,725)	(35,644)	-	-	-	(49,000)	(96,000)
3032	43900	851	570750	Fleet Replacement Fund	DPW - Fleet Operations	Vehicles- Fire	-	(695,974)	(284,000)	(284,000)	(284,000)	(350,000)	(750,000)
3032	43900	856	570750	Fleet Replacement Fund	DPW - Fleet Operations	Vehicles- Parking Enforcement	-	(27,213)	(34,000)	(34,000)	(34,000)	(34,000)	(36,000)
3032	43900	857	570750	Fleet Replacement Fund	DPW - Fleet Operations	Vehicles- Police	(225,359)	(74,181)	(277,500)	(277,500)	(273,722)	(384,000)	(393,000)
3032	43900	858	570750	Fleet Replacement Fund	DPW - Fleet Operations	Vehicles- Public Works	(507,694)	(145,042)	(55,000)	(55,000)	-	(454,000)	(829,658)
3032	43900	858	570751	Fleet Replacement Fund	DPW - Fleet Operations	Capital Lease Interest Expense	-	-	-	-	-	(4,403)	(3,633)
3032	43900	851	570751	Fleet Replacement Fund	DPW - Fleet Operations	Capital Lease Interest Expense	(16,325)	(11,682)	(8,903)	(8,903)	(8,903)	(6,033)	(3,066)
3032	43900	858	570752	Fleet Replacement Fund	DPW - Fleet Operations	Capital Lease Principal	-	-	-	-	-	(47,255)	(48,024)
3032	43900	851	570752	Fleet Replacement Fund	DPW - Fleet Operations	Capital Lease Principal	(150,316)	(83,176)	(85,954)	(85,954)	(85,954)	(88,825)	(91,792)
SUB-TOTAL EXPENDITURES							(935,419)	(1,072,912)	(745,357)	(745,357)	(686,579)	(1,417,516)	(2,251,173)
NET SURPLUS/(DEFICIT)							44,140	(682,036)	(267,857)	(267,857)	(209,079)	32,484	(1,173)
Beginning Audited Fund Balance 1/1/21												260,729	
2020 Projected Surplus (Deficit)												(209,079)	
Ending Projected Fund Balance 12/31/21												51,650	
Estimated Fund Balance 1/1/22												51,650	
2021 Budgeted Surplus (Deficit)												32,484	
Ending Estimated Fund Balance 12/31/22												84,134	
Estimated Fund Balance 1/1/23													84,134
2022 Budgeted Surplus (Deficit)													(1,173)
Ending Estimated Fund Balance 12/31/23													82,961

Capital Improvement Fund

Fund Summary:

The Capital Improvement Fund generates revenue through a dedicated 1% home rule sales tax, a six cent per gallon gasoline tax, an allocated 1% telecommunications tax, as well as grants and bond proceeds.

The fund's most notable expenses are the repair and replacement of local streets, alleys and sidewalks. It also funds the other capital funds through inter-fund transfers.



VILLAGE OF OAK PARK
FISCAL YEAR 2022 BUDGET
CAPITAL IMPROVEMENTS FUND

Fund	Dept	Program	Account	Description	Department	Description	2019	2020	Original	Amended	Year	2022	2023
							Actual	Actual	2021	2021	End	Adopted	Forecasted
							Budget	Budget	Budget	Budget	Estimate	Budget	Budget
3095	43780	101	413406	Capital Improvement Fund	DPW - Capital Projects	Homeuler Sales Tax	2,507,374	2,344,493	2,500,000	2,500,000	3,300,000	3,500,000	3,500,000
3095	41300	101	413407	Capital Improvement Fund	DPW - Capital Projects	PACE Shelter Ad Revenue	3,773	6,231	12,000	12,000	12,000	12,000	12,000
3095	41300	101	414414	Capital Improvement Fund	DPW - Capital Projects	Cannabis Tax	-	198,518	400,000	400,000	375,000	375,000	375,000
3095	41300	101	414414	Capital Improvement Fund	DPW - Capital Projects	Ride Share Tax	-	-	-	-	-	-	-
3095	43780	101	414416	Capital Improvement Fund	DPW - Capital Projects	Local Option Gasoline Tax	684,943	537,943	600,000	600,000	450,000	500,000	500,000
3095	43780	101	431400	Capital Improvement Fund	DPW - Capital Projects	Grant Revenue	121,697	311,461	1,941,020	1,941,020	479,679	4,211,446	-
3095	43700	822	440474	Capital Improvement Fund	DPW - Capital Projects	Sidewalk Repair Program	-	367	-	-	-	-	-
3095	43700	815	440477	Capital Improvement Fund	DPW - Capital Projects	Alley Improvements	34,573	-	-	-	-	-	-
3095	43780	101	441432	Capital Improvement Fund	DPW - Capital Projects	Infrastructure Maintenance Fee	168,847	143,250	200,000	200,000	125,000	125,000	125,000
3095	43700	101	441462	Capital Improvement Fund	DPW - Capital Projects	Miscellaneous Revenue	1,940	340,350	2,000	2,000	2,000	2,000	2,000
3095	43800	741	441475	Capital Improvement Fund	DPW - Capital Projects	Recovered Damages	62,291	584	-	-	-	-	-
3095	41300	101	461490	Capital Improvement Fund	DPW - Capital Projects	Interest Revenue	37,170	6,251	2,000	2,000	500	500	500
3095	41300	101	491401	Capital Improvement Fund	DPW - Capital Projects	Transfer From General Fund	1,700,000	1,430,000	-	-	-	4,000,000	-
3095	41300	101	491425	Capital Improvement Fund	DPW - Capital Projects	Transfer Fr Debt Service Fund (Bond Issue)	-	11,350,000	-	-	-	-	-
3095	41300	101	491425	Capital Improvement Fund	DPW - Capital Projects	Transfer Fr Debt Service (DSF Reserves)	-	-	-	-	-	-	-
3095	41300	101	491490	Capital Improvement Fund	DPW - Capital Projects	Transfer Fr ARPA Fund	-	-	-	-	-	-	-
3095	41300	101	491499	Capital Improvement Fund	DPW - Capital Projects	Transfer from Other Funds	700,000	-	-	-	-	-	-
SUB-TOTAL REVENUE							6,022,608	16,669,448	5,657,020	5,657,020	4,744,179	12,725,946	4,514,500
3095	43700	101	510501	Capital Improvement Fund	DPW - Capital Projects	Regular Salaries	-	(22,278)	-	-	-	-	-
3095	43710	101	510501	Capital Improvement Fund	DPW - Capital Projects	Regular Salaries	-	-	-	-	-	-	-
3095	46260	101	510501	Capital Improvement Fund	DPW - Capital Projects	Regular Salaries	(92,852)	(94,094)	(124,932)	(141,432)	(141,432)	(135,711)	(139,782)
3095	43780	721	510501	Capital Improvement Fund	DPW - Capital Projects	Regular Salaries	(400,416)	(347,593)	(261,255)	(261,255)	(261,255)	(497,729)	(512,661)
3095	43700	721	510501	Capital Improvement Fund	DPW - Capital Projects	Regular Salaries	-	-	-	-	-	-	-
3095	43780	721	510503	Capital Improvement Fund	DPW - Capital Projects	Overtime	(1,686)	(747)	(21,000)	(21,000)	(21,000)	(21,000)	(21,630)
3095	46260	101	510506	Capital Improvement Fund	DPW - Capital Projects	Equip Allow (Auto,Phone,Tools)	(167)	(168)	-	-	-	-	-
3095	43780	721	510515	Capital Improvement Fund	DPW - Capital Projects	Comp Time	(1,361)	(270)	-	-	-	-	-
3095	43780	101	510518	Capital Improvement Fund	DPW - Capital Projects	Seasonal Employees	-	-	-	-	-	-	-
3095	43780	721	510519	Capital Improvement Fund	DPW - Capital Projects	Vacation Time Payout	(270)	(18,162)	-	-	-	-	-
SUB-TOTAL PERSONAL SERVICES							(496,752)	(483,312)	(407,187)	(423,687)	(423,687)	(654,440)	(674,073)
3095	43780	721	510509	Capital Improvement Fund	DPW - Capital Projects	Comp Time Payout	(91)	(135)	-	-	-	-	-
3095	46260	101	520520	Capital Improvement Fund	DPW - Capital Projects	Life Insurance Expense	(62)	(63)	(85)	(85)	(85)	(85)	(88)
3095	43780	721	520520	Capital Improvement Fund	DPW - Capital Projects	Life Insurance Expense	(519)	(433)	(335)	(335)	(335)	(539)	(555)
3095	43700	721	520520	Capital Improvement Fund	DPW - Capital Projects	Life Insurance Expense	-	-	-	-	-	-	-
3095	43710	101	520520	Capital Improvement Fund	DPW - Capital Projects	Life Insurance Expense	-	(15)	-	-	-	-	-
3095	46260	101	520521	Capital Improvement Fund	DPW - Capital Projects	Health Insurance Expense	(11,019)	(10,846)	(15,568)	(15,568)	(15,568)	(15,568)	(16,035)
3095	43780	721	520521	Capital Improvement Fund	DPW - Capital Projects	Health Insurance Expense	(52,418)	(40,676)	(27,975)	(27,975)	(27,975)	(97,596)	(100,524)
3095	43700	721	520521	Capital Improvement Fund	DPW - Capital Projects	Health Insurance Expense	-	-	-	-	-	-	-
3095	43710	101	520521	Capital Improvement Fund	DPW - Capital Projects	Health Insurance Expense	-	(3,162)	-	-	-	-	-
3095	46260	101	520522	Capital Improvement Fund	DPW - Capital Projects	Social Security Expense	(5,249)	(5,400)	(7,234)	(7,234)	(7,234)	(7,433)	(7,656)
3095	43780	721	520522	Capital Improvement Fund	DPW - Capital Projects	Social Security Expense	(23,984)	(21,867)	(17,377)	(17,377)	(17,377)	(30,440)	(31,353)
3095	43700	721	520522	Capital Improvement Fund	DPW - Capital Projects	Social Security Expense	-	-	-	-	-	-	-
3095	43710	101	520522	Capital Improvement Fund	DPW - Capital Projects	Social Security Expense	-	(1,305)	-	-	-	-	-
3095	46260	101	520523	Capital Improvement Fund	DPW - Capital Projects	Medicare Expense	(1,284)	(1,302)	(1,812)	(1,812)	(1,812)	(1,967)	(2,026)
3095	43780	721	520523	Capital Improvement Fund	DPW - Capital Projects	Medicare Expense	(5,609)	(5,114)	(4,093)	(4,093)	(4,093)	(7,217)	(7,434)
3095	43700	721	520523	Capital Improvement Fund	DPW - Capital Projects	Medicare Expense	-	-	-	-	-	-	-
3095	43710	101	520523	Capital Improvement Fund	DPW - Capital Projects	Medicare Expense	-	(305)	-	-	-	-	-
3095	46260	101	520527	Capital Improvement Fund	DPW - Capital Projects	IMRF Contributions	(6,017)	(8,326)	(10,419)	(10,419)	(10,419)	(7,546)	(7,772)
3095	43780	721	520527	Capital Improvement Fund	DPW - Capital Projects	IMRF Contributions	(26,175)	(32,367)	(23,540)	(23,540)	(23,540)	(27,674)	(28,504)
3095	43700	721	520527	Capital Improvement Fund	DPW - Capital Projects	IMRF Contributions	-	-	-	-	-	-	-
3095	43710	101	520527	Capital Improvement Fund	DPW - Capital Projects	IMRF Contributions	-	(1,853)	-	-	-	-	-
SUB-TOTAL FRINGE BENEFITS							(132,427)	(133,169)	(108,438)	(108,438)	(108,438)	(196,065)	(201,947)

VILLAGE OF OAK PARK
FISCAL YEAR 2022 BUDGET
CAPITAL IMPROVEMENTS FUND

<u>Fund</u>	<u>Dept</u>	<u>Program</u>	<u>Account</u>	<u>Description</u>	<u>Department</u>	<u>Description</u>	<u>2019 Actual</u>	<u>2020 Actual</u>	<u>Original 2021 Budget</u>	<u>Amended 2021 Budget</u>	<u>Year End Estimate</u>	<u>2022 Adopted Budget</u>	<u>2023 Forecasted Budget</u>
3095	43780	101	530650	Capital Improvement Fund	DPW - Capital Projects	Conferences Training	(3,411)	(111)	(1,500)	(1,500)	(1,500)	(2,000)	(2,060)
3095	41020	101	530667	Capital Improvement Fund	DPW - Capital Projects	External Support	-	-	-	-	-	-	-
3095	43780	101	530667	Capital Improvement Fund	DPW - Capital Projects	External Support	(183,714)	(132,361)	(75,000)	(79,255)	(65,924)	(272,500)	(280,675)
						SUB-TOTAL CONTRACTUAL SERVICES	(187,125)	(132,472)	(76,500)	(80,755)	(67,424)	(274,500)	(282,735)
3095	43780	101	550601	Capital Improvement Fund	DPW - Capital Projects	Printing	(4,338)	(1,393)	(2,000)	(2,000)	-	(2,000)	(2,060)
3095	43780	101	550602	Capital Improvement Fund	DPW - Capital Projects	Membership Dues	(1,302)	(275)	(855)	(855)	(395)	(790)	(814)
3095	43780	101	550603	Capital Improvement Fund	DPW - Capital Projects	Postage	(3,576)	(1,208)	(4,000)	(4,000)	(4,000)	(4,000)	(4,120)
3095	43780	101	550652	Capital Improvement Fund	DPW - Capital Projects	Legal Postings and Doc. Fees	(1,771)	(1,928)	(2,000)	(2,000)	(1,000)	(2,500)	(2,575)
3095	41300	101	550656	Capital Improvement Fund	DPW - Capital Projects	Miscellaneous Expense	-	-	-	-	-	-	-
3095	43780	101	550663	Capital Improvement Fund	DPW - Capital Projects	Software License Updates	(21,357)	(15,194)	(13,750)	(13,750)	(13,750)	(22,471)	(23,145)
3095	43780	101	550671	Capital Improvement Fund	DPW - Capital Projects	Office Machine Service	(10,281)	(9,965)	(9,965)	(9,965)	(9,965)	(10,000)	(10,300)
3095	43780	101	550673	Capital Improvement Fund	DPW - Capital Projects	Repairs	-	-	(250)	(250)	-	(250)	(258)
3095	43780	101	550690	Capital Improvement Fund	DPW - Capital Projects	Public Art	-	-	-	-	-	(100,000)	(103,000)
3095	46205	101	550690	Capital Improvement Fund	DPW - Capital Projects	Public Art	-	-	-	-	-	-	-
3095	43780	101	560620	Capital Improvement Fund	DPW - Capital Projects	Office Supplies	(1,288)	(966)	(2,000)	(2,000)	(2,000)	(2,000)	(2,060)
3095	43780	101	560625	Capital Improvement Fund	DPW - Capital Projects	Clothing	(513)	-	(500)	(500)	(500)	(500)	(515)
3095	43780	101	560631	Capital Improvement Fund	DPW - Capital Projects	Operational Supplies	(1,268)	(1,779)	(1,500)	(1,500)	(1,000)	(1,500)	(1,545)
						SUB-TOTAL MATERIALS & SUPPLIES	(45,694)	(32,708)	(36,820)	(36,820)	(32,610)	(146,011)	(150,391)
3095	43780	101	570706	Capital Improvement Fund	DPW - Capital Projects	Project Engineering	(785,749)	(1,896,882)	(2,415,082)	(2,667,589)	(674,003)	(1,458,669)	(2,059,259)
3095	43780	721	570706	Capital Improvement Fund	DPW - Capital Projects	Project Engineering	-	-	-	-	-	-	-
3095	43780	101	570720	Capital Improvement Fund	DPW - Capital Projects	Computer Equipment	-	-	-	-	-	-	-
3095	43780	101	570951	Capital Improvement Fund	DPW - Capital Projects	Local Street Construction	(1,645,753)	(2,146,754)	(695,060)	(2,194,668)	(1,387,852)	(2,102,000)	(2,707,000)
3095	43780	101	570953	Capital Improvement Fund	DPW - Capital Projects	Sidewalk Improvements	(24,131)	(23,557)	(50,000)	(50,000)	(49,000)	(150,000)	(125,000)
3095	43780	101	570954	Capital Improvement Fund	DPW - Capital Projects	Street Lighting Improvements	(44,448)	(15,390)	-	-	-	(25,000)	(50,000)
3095	43780	101	570955	Capital Improvement Fund	DPW - Capital Projects	Traffic Calming Improvements	(14,190)	(20,038)	(560,000)	(606,699)	(146,699)	(1,165,000)	(130,000)
3095	43780	101	570957	Capital Improvement Fund	DPW - Capital Projects	Tree Replacement	(176,747)	(58,238)	(100,000)	(100,000)	(100,000)	(200,000)	(150,000)
3095	43780	101	570958	Capital Improvement Fund	DPW - Capital Projects	Street Furnishings	-	-	(5,000)	(5,000)	-	(15,000)	(15,000)
3095	43780	101	570959	Capital Improvement Fund	DPW - Capital Projects	Streetscaping	(606,199)	(364,932)	(3,795,432)	(6,811,554)	(5,605,186)	(3,573,739)	(1,025,000)
3095	43780	101	570962	Capital Improvement Fund	DPW - Capital Projects	Bicycle Racks	(3,478)	-	-	-	-	(5,000)	-
3095	43780	101	570963	Capital Improvement Fund	DPW - Capital Projects	Landscape Improvements	(27,642)	-	-	-	-	(50,000)	(50,000)
3095	43780	101	570964	Capital Improvement Fund	DPW - Capital Projects	Alley Improvements	(1,789,707)	(38,910)	-	-	-	(1,225,000)	(2,050,000)
3095	43780	101	570966	Capital Improvement Fund	DPW - Capital Projects	Traffic Signals	-	-	(29,459)	(29,459)	-	(29,459)	-
3095	43780	101	570967	Capital Improvement Fund	DPW - Capital Projects	Bicycle Plan Improvements	-	-	-	-	-	(200,000)	(165,000)
3095	43780	101	570971	Capital Improvement Fund	DPW - Capital Projects	Traffic Signal Management	(194,312)	(25,000)	(20,000)	(20,000)	(20,290)	(205,000)	(595,000)
3095	43780	802	570971	Capital Improvement Fund	DPW - Capital Projects	Traffic Signal Management	-	-	-	-	-	-	-
3095	43780	101	570972	Capital Improvement Fund	DPW - Capital Projects	Viaducts	-	-	-	-	-	-	-
3095	43780	101	570974	Capital Improvement Fund	DPW - Capital Projects	Microsurfacing	-	-	-	-	-	-	-
3095	43780	101	570977	Capital Improvement Fund	DPW - Capital Projects	Pavement Preservation Treatments	(353,883)	(441,780)	(150,000)	(150,000)	-	(450,000)	(450,000)
3095	43780	101	560634	Capital Improvement Fund	DPW - Capital Projects	FHWA Reflectivity Sign Upgrade	(4,953)	-	-	-	-	-	-
						SUB-TOTAL CAPITAL OUTLAY	(5,671,192)	(5,031,481)	(7,820,033)	(12,634,969)	(7,983,030)	(10,853,867)	(9,571,259)
3095	43780	101	591812	Capital Improvement Fund	DPW - Capital Projects	Transfer To Capital Bldg Impr	(192,000)	-	-	-	-	(1,700,000)	-
3095	43780	101	591829	Capital Improvement Fund	DPW - Capital Projects	Transfer To Equip Repl	-	(1,500,000)	(620,000)	(620,000)	(620,000)	(1,250,000)	-
3095	43780	101	591832	Capital Improvement Fund	DPW - Capital Projects	Transfer To Fleet Replacement	(750,000)	(320,000)	(200,000)	(200,000)	(200,000)	(1,450,000)	-
						SUB-TOTAL TRANSFERS	(942,000)	(1,820,000)	(820,000)	(820,000)	(820,000)	(4,400,000)	-

VILLAGE OF OAK PARK
 FISCAL YEAR 2022 BUDGET
 CAPITAL IMPROVEMENTS FUND

<u>Fund</u>	<u>Dept</u>	<u>Program</u>	<u>Account</u>	<u>Description</u>	<u>Department</u>	<u>Description</u>	<u>2019</u> <u>Actual</u>	<u>2020</u> <u>Actual</u>	<u>Original</u> <u>2021</u> <u>Budget</u>	<u>Amended</u> <u>2021</u> <u>Budget</u>	<u>Year</u> <u>End</u> <u>Estimate</u>	<u>2022</u> <u>Adopted</u> <u>Budget</u>	<u>2023</u> <u>Forecasted</u> <u>Budget</u>
						SUB-TOTAL EXPENDITURES	(7,475,190)	(7,633,142)	(9,268,978)	(14,104,669)	(9,435,189)	(16,524,883)	(10,880,405)
						NET SURPLUS/(DEFICIT)	(1,452,582)	9,036,306	(3,611,958)	(8,447,649)	(4,691,010)	(3,798,937)	(6,365,905)
						Beginning Audited Fund Balance 1/1/21					9,069,623		
						2020 Projected Surplus (Deficit)					(4,691,010)		
						Ending Projected Fund Balance 12/31/21					<u>4,378,613</u>		
						Estimated Fund Balance 1/1/22						4,378,613	
						2021 Budgeted Surplus (Deficit)						(3,798,937)	
						Ending Estimated Fund Balance 12/31/22						<u>579,676</u>	
						Estimated Fund Balance 1/1/23							579,676
						2022 Budgeted Surplus (Deficit)							(6,365,905)
						Ending Estimated Fund Balance 12/31/23							<u>(5,786,229)</u>

Enterprise Funds Overview

The Village has the following three enterprise Funds:

- Environmental Services
- Parking
- Water

Enterprise Funds are distinguished from other Village Funds in that they are often run similar to a business and funded by user fees rather than taxes or other revenue sources typically assessed to the public for funding general Village operations. Enterprise Funds usually serve a very specific purpose such as providing water/sewer services or refuse pickup and such services are billed directly to the customer or user of such service.

For these types of Funds, the Village may still issue bonds to help pay for non-routine capital improvements or expenditures but the payment on the debt service for this bonds is usually abated (removed) from the tax levy and paid by user fee revenue within the Fund. Finally, although expenses in these Funds are kept separate and not paid for by general Village revenues, the same rules apply regarding purchases and same level or degree of due diligence is performed to receive the best services at the lowest possible cost.

ENVIRONMENTAL SERVICES FUND

DEPARTMENTAL SUMMARY

Fund Summary

The Public Works Department provides oversight and management of the Environmental Services Fund through its Environmental Services Division. This division manages the Village's solid waste collection and comprehensive recycling programs. Waste, compost and recycling collections are provided through a contracted waste hauler. The contracted services are provided to single and multi-family residential structures up to five units as well as over 80 institutional facilities.

The Environmental Services Fund also supports the fall leaf collection program, Keep Oak Park Beautiful programs, At Your Door special collections and an enforcement program which provides enforcement of the Village Ordinances for Public Works including solid waste and alley related violations.

This Fund transfers resources to the Sustainability Fund (a special revenue fund) which supports all expenditures related to Sustainability (a function in the Village Manager's Office) including personnel, materials, supplies and contractual services. The Fund also transfers money to the alley replacement program. The alley replacement fees are assessed on water bill invoices as a refuse charge on residential properties, and as an alley improvement fee, on commercial properties.

Revenues for this fund are generated through the solid waste collection fees which cover the cost of both collection and disposal.

2021 ACCOMPLISHMENTS

- The compost program is on track to serve over 2500 residents in 2021, which reflects an increase of 15% from 2020. The Village Board initiated an incentive of providing three months free, for one year of participation in the program, along with a free kitchen pail. The Village board incentive is a contributing factor to the increase in participation.
- The “At Your Door” special electronic and hazardous waste collection program served an average of 270 residents a month. The overwhelming majority of customer responses have indicated an “excellent” rating for the program.
- The fall leaf collection program continued the reduced schedule from eight (8) weeks to six (6) weeks providing a savings of \$28,903.
- Several refuse cart inventory audits have been conducted at residential properties receiving the Village’s waste hauling services. The purpose of the audits is to verify proper billing for refuse services.
- The Keep Oak Park Beautiful alley clean-up program was expanded to the neighborhood Clean-up program to encompass both alleys and parkways. The application is now available online making participant submission more convenient and efficient.
- Village staff received proposals from waste hauling company’s in Q3 for a successor program to the current program which expires at the end of March 2022. Staff will review the proposals and present a recommendation to the Village Board.
- The Environmental Services Division of Public Works manages the sidewalk snow removal program for seniors and those who are not physically able to remove snow and ice. The second year of the volunteer sidewalk snow removal program was successful with 20% of the sidewalk snow removal participants being serviced by volunteers.

2022 WORK PLAN

- The waste hauling contract expires at the end of March 2022 requiring the Village to select a waste hauler in 2021. Proposals have been submitted to the Village by various waste haulers. Once a waste hauler is selected staff will need to transition to the new waste hauler contract.
- Continue to provide education on acceptable recyclable materials to reduce the overall contamination of Oak Park recycling. Annual recycling audits are conducted by Waste Management to track contamination rates.
- An enhanced Green Block Party program will be developed for 2022 which will address COVID-19 concerns.
- Continue to promote the Keep Oak Park Beautiful alley and neighborhood clean-up programs.
- Manage the 2022 leaf collection and the sidewalk snow removal programs.

VILLAGE OF OAK PARK
FISCAL YEAR 2022 BUDGET
ENVIRONMENTAL SERVICES FUND

Fund	Dept	Program	Account	Description	Department	Description	2019	2020	Original	Amended	Year	2022	2023
							Actual	Actual	2021	2021	End	Adopted	Forecasted
							Budget	Budget	Budget	Budget	Estimate	Budget	Budget
5055	43760	101	444453	Environmental Services Fund	DPW - Environmental Services	Refuse Collection Fees	4,104,419	4,305,146	4,200,000	4,200,000	4,200,000	4,200,000	4,326,000
5055	43760	101	444474	Environmental Services Fund	DPW - Environmental Services	Yard Waste Stickers	155,590	140,443	125,000	125,000	125,000	125,000	128,750
5055	43760	101	441462	Environmental Services Fund	DPW - Environmental Services	Misc Revenue	799	(1,000)	-	-	-	-	-
5055	43760	101	444475	Environmental Services Fund	DPW - Environmental Services	Refuse Stickers	80,238	89,273	75,000	75,000	75,000	90,000	92,700
SUB-TOTAL REVENUE							4,341,046	4,533,862	4,400,000	4,400,000	4,400,000	4,415,000	4,547,450
5055	43760	101	510501	Environmental Services Fund	DPW - Environmental Services	Regular Salaries	(79,965)	(100,842)	(105,977)	(115,177)	(105,977)	(110,645)	(113,964)
5055	43760	764	510501	Environmental Services Fund	DPW - Environmental Services	Regular Salaries	(70,902)	(83,818)	(80,262)	(80,262)	(80,262)	(81,824)	(84,279)
5055	43760	797	510501	Environmental Services Fund	DPW - Environmental Services	Regular Salaries	(66,250)	(66,787)	(65,927)	(65,927)	(65,927)	(70,996)	(73,126)
5055	43760	101	510503	Environmental Services Fund	DPW - Environmental Services	Overtime	-	(602)	-	-	-	-	-
5055	43760	764	510503	Environmental Services Fund	DPW - Environmental Services	Overtime	(3,301)	(3,729)	(3,000)	(3,000)	(3,000)	(3,000)	(3,090)
5055	43760	101	510506	Environmental Services Fund	DPW - Environmental Services	Equip Allowance (Auto, Phone, Tools)	(505)	(508)	(505)	(505)	(505)	(550)	(567)
SUB-TOTAL PERSONAL SERVICES							(220,923)	(256,286)	(255,671)	(264,871)	(255,671)	(267,015)	(275,025)
5055	43760	764	520515	Environmental Services Fund	DPW - Environmental Services	Health Insurance Opt Out	-	-	-	-	-	-	-
5055	43760	101	520520	Environmental Services Fund	DPW - Environmental Services	Life Insurance Expense	(94)	(100)	(195)	(195)	(195)	(195)	(201)
5055	43760	764	520520	Environmental Services Fund	DPW - Environmental Services	Life Insurance Expense	(112)	(125)	(126)	(126)	(126)	(126)	(130)
5055	43760	797	520520	Environmental Services Fund	DPW - Environmental Services	Life Insurance Expense	(94)	(94)	(93)	(93)	(93)	(93)	(96)
5055	43760	101	520521	Environmental Services Fund	DPW - Environmental Services	Health Insurance Expense	(19,566)	(20,524)	(21,060)	(21,060)	(21,060)	(21,060)	(21,692)
5055	43760	764	520521	Environmental Services Fund	DPW - Environmental Services	Health Insurance Expense	(20,163)	(21,344)	(22,292)	(22,292)	(22,292)	(18,538)	(19,094)
5055	43760	797	520521	Environmental Services Fund	DPW - Environmental Services	Health Insurance Expense	(14,960)	(14,725)	(14,638)	(14,638)	(14,638)	(14,638)	(15,077)
5055	43760	101	520522	Environmental Services Fund	DPW - Environmental Services	Social Security Expense	(4,623)	(6,070)	(6,598)	(6,598)	(6,598)	(6,769)	(6,972)
5055	43760	764	520522	Environmental Services Fund	DPW - Environmental Services	Social Security Expense	(4,311)	(5,111)	(5,162)	(5,162)	(5,162)	(5,073)	(5,225)
5055	43760	797	520522	Environmental Services Fund	DPW - Environmental Services	Social Security Expense	(3,887)	(3,923)	(4,087)	(4,087)	(4,087)	(4,402)	(4,534)
5055	43760	101	520523	Environmental Services Fund	DPW - Environmental Services	Medicare Expense	(1,081)	(1,420)	(1,537)	(1,537)	(1,537)	(1,604)	(1,652)
5055	43760	764	520523	Environmental Services Fund	DPW - Environmental Services	Medicare Expense	(1,008)	(1,195)	(1,207)	(1,207)	(1,207)	(1,186)	(1,222)
5055	43760	797	520523	Environmental Services Fund	DPW - Environmental Services	Medicare Expense	(909)	(918)	(956)	(956)	(956)	(1,029)	(1,060)
5055	43760	101	520527	Environmental Services Fund	DPW - Environmental Services	IMRF Contributions	(5,006)	(7,688)	(7,446)	(7,446)	(7,446)	(5,176)	(5,331)
5055	43760	764	520527	Environmental Services Fund	DPW - Environmental Services	IMRF Contributions	(4,808)	(7,753)	(6,944)	(6,944)	(6,944)	(4,549)	(4,685)
5055	43760	797	520527	Environmental Services Fund	DPW - Environmental Services	IMRF Contributions	(4,293)	(5,916)	(6,566)	(6,566)	(6,566)	(7,071)	(7,283)
5055	41300	101	444453	Environmental Services Fund	DPW - Environmental Services	Change in NPO	(24,389)	-	-	-	-	-	-
SUB-TOTAL FRINGE BENEFITS							(109,304)	(96,906)	(98,907)	(98,907)	(98,907)	(91,509)	(94,254)
5055	43760	101	520528	Environmental Services Fund	DPW - Environmental Services	S125 Admin. Expenses	1,884	(4,379)	-	-	-	-	-
5055	41300	101	520900	Environmental Services Fund	DPW - Environmental Services	Change in NPO	-	(15,275)	-	-	-	-	-
5055	43760	101	530650	Environmental Services Fund	DPW - Environmental Services	Conferences Training	(468)	-	(1,585)	(1,585)	(50)	(1,585)	(1,633)
5055	43760	796	530650	Environmental Services Fund	DPW - Environmental Services	Conferences Training	-	-	-	-	-	-	-
5055	43760	797	530650	Environmental Services Fund	DPW - Environmental Services	Conferences Training	(489)	-	(600)	(600)	-	(600)	(618)
5055	43760	101	530660	Environmental Services Fund	DPW - Environmental Services	General Contractuals	(2,945,468)	(3,035,800)	(3,315,000)	(3,315,000)	(3,315,000)	(3,330,000)	(3,429,900)
5055	43760	764	530660	Environmental Services Fund	DPW - Environmental Services	General Contractuals	(212,463)	(189,577)	(195,000)	(195,000)	(195,000)	(184,000)	(189,520)
5055	43760	101	530667	Environmental Services Fund	DPW - Environmental Services	External Support	(573)	(147)	(1,240)	(1,240)	(750)	(1,250)	(1,288)
5055	43760	796	530667	Environmental Services Fund	DPW - Environmental Services	External Support	-	-	-	-	-	-	-
SUB-TOTAL CONTRACTUAL SERVICES							(3,157,577)	(3,245,178)	(3,513,425)	(3,513,425)	(3,510,800)	(3,517,435)	(3,622,958)
5055	43760	101	550601	Environmental Services Fund	DPW - Environmental Services	Printing	(100)	-	(600)	(600)	(600)	(600)	(618)
5055	43760	796	550601	Environmental Services Fund	DPW - Environmental Services	Printing	-	-	-	-	-	-	-
5055	43760	797	550601	Environmental Services Fund	DPW - Environmental Services	Printing	-	-	-	-	-	-	-
5055	43760	101	550602	Environmental Services Fund	DPW - Environmental Services	Membership Dues	(874)	(781)	(1,145)	(1,145)	(1,145)	(1,200)	(1,236)
5055	43760	796	550602	Environmental Services Fund	DPW - Environmental Services	Membership Dues	(275)	(285)	(285)	(285)	(285)	(300)	(309)
5055	43760	797	550602	Environmental Services Fund	DPW - Environmental Services	Membership Dues	(223)	(223)	(225)	(225)	(223)	(250)	(258)
5055	43760	101	550603	Environmental Services Fund	DPW - Environmental Services	Postage	(100)	(215)	(300)	(300)	(300)	(300)	(309)
5055	43760	797	550603	Environmental Services Fund	DPW - Environmental Services	Postage	-	-	-	-	-	-	-
5055	43760	101	560620	Environmental Services Fund	DPW - Environmental Services	Office Supplies	-	-	-	-	-	-	-
5055	43760	796	560620	Environmental Services Fund	DPW - Environmental Services	Office Supplies	-	-	-	-	-	-	-
5055	43760	797	560620	Environmental Services Fund	DPW - Environmental Services	Office Supplies	-	-	-	-	-	-	-
5055	43760	797	560625	Environmental Services Fund	DPW - Environmental Services	Clothing	(200)	(182)	(200)	(200)	(200)	(200)	(206)
5055	43760	101	560631	Environmental Services Fund	DPW - Environmental Services	Operational Supplies	(4,558)	(2,893)	(5,000)	(5,000)	(3,000)	(4,000)	(4,120)
5055	43760	764	560631	Environmental Services Fund	DPW - Environmental Services	Operational Supplies	(5,121)	(2,791)	-	-	-	-	-
5055	43760	795	560631	Environmental Services Fund	DPW - Environmental Services	Operational Supplies	-	-	-	-	-	-	-
5055	43760	796	560631	Environmental Services Fund	DPW - Environmental Services	Operational Supplies	-	-	(5,000)	(5,000)	(4,000)	(5,000)	(5,150)
5055	43760	797	560631	Environmental Services Fund	DPW - Environmental Services	Operational Supplies	(3)	-	-	-	-	-	-
SUB-TOTAL MATERIALS & SUPPLIES							(11,454)	(7,370)	(12,755)	(12,755)	(9,753)	(11,850)	(12,206)
5055	43760	101	570667	Environmental Services Fund	DPW - Environmental Services	Grant Expenses	-	-	-	-	-	-	-

VILLAGE OF OAK PARK
 FISCAL YEAR 2022 BUDGET
 ENVIRONMENTAL SERVICES FUND

<u>Fund</u>	<u>Dept</u>	<u>Program</u>	<u>Account</u>	<u>Description</u>	<u>Department</u>	<u>Description</u>	<u>2019</u> <u>Actual</u>	<u>2020</u> <u>Actual</u>	<u>Original</u> <u>2021</u> <u>Budget</u>	<u>Amended</u> <u>2021</u> <u>Budget</u>	<u>Year</u> <u>End</u> <u>Estimate</u>	<u>2022</u> <u>Adopted</u> <u>Budget</u>	<u>2023</u> <u>Forecasted</u> <u>Budget</u>
5055	43760	796	570667	Environmental Services Fund	DPW - Environmental Services	Grant Expenses	-	-	-	-	-	-	-
5055	43760	101	580599	Environmental Services Fund	DPW - Environmental Services	Legal Settlements - General	-	-	-	-	-	-	-
5055	43760	101	580700	Environmental Services Fund	DPW - Environmental Services	Bad Debt Expense	-	-	-	-	-	-	-
5055	43760	101	580899	Environmental Services Fund	DPW - Environmental Services	Depreciation Expense	-	-	-	-	-	-	-
5055	43760	101	591801	Environmental Services Fund	DPW - Environmental Services	Transfer To General Fund	-	-	-	-	-	-	-
5055	43760	101	591890	Environmental Services Fund	DPW - Environmental Services	Transfer To Other Funds	(437,000)	(437,000)	(507,000)	(507,000)	(507,000)	(507,000)	-
SUB-TOTAL OTHER							(437,000)	(437,000)	(507,000)	(507,000)	(507,000)	(507,000)	-
SUB-TOTAL EXPENDITURES							(3,936,258)	(4,042,740)	(4,387,758)	(4,396,958)	(4,382,131)	(4,394,809)	(4,004,443)
NET SURPLUS/(DEFICIT)							404,788	491,122	12,242	3,042	17,869	20,191	543,007

Beginning Audited Cash Balance 1/1/21	1,460,367
2020 Projected Surplus (Deficit)	17,869
Ending Projected Cash Balance 12/31/21	<u>1,478,236</u>

Estimated Cash Balance 1/1/22	1,478,236
2021 Budgeted Surplus (Deficit)	20,191
Ending Estimated Cash Balance 12/31/22	<u>1,498,427</u>

Estimated Cash Balance 1/1/23	1,498,427
2022 Budgeted Surplus (Deficit)	543,007
Ending Estimated Cash Balance 12/31/23	<u>2,041,434</u>

PARKING FUND

Development Customer Services Department PARKING & MOBILITY SERVICES DIVISION SUMMARY

Parking is a scarce resource in the Village of Oak Park, which was fully developed by the 1930's before the number of vehicles had reached today's levels. The Parking and Mobility Services Division of the Development Customer Services Department manages all operations related to public parking including the allocation and regulation of this limited, shared resource. In managing the supply and demand of public parking resources, the Division balances the needs of Oak Park residents, businesses, customers, commuters and visitors. The Division continues its work educating the public on how walkable the Oak Park community is with many public transit resources that eliminate the need for private car transportation.

The DCS Parking and Mobility Services Division manages all publicly provided parking, including four public parking garages, 95 off-street parking lots and nearly 1,500 pay-by-plate or metered parking spaces. In addition, the Division manages a comprehensive parking permit and pass system.

The Division also administers the sale of Village vehicle licenses (stickers), which became sticker-less in 2019, along with all parking permits in an effort to streamline enforcement while reducing paper use and expenditures. The Division also reviews, researches, and recommends any additions or revisions to existing public parking regulations within the Village, as liaison to the Transportation Commission.

The mobility services portion of the Division oversees programs such as electric-vehicle charging stations that are located in various public garages and a parking lot. Division staff coordinates the displacement of registered vehicles during major capital improvement projects and oversees traffic safety plans in conjunction with the Engineering Division of the Village's Public Works Department.

2021 ACCOMPLISHMENTS

- The DCS Parking Division continues to implement technology-based upgrades to the Village's parking permit, vehicle sticker, citations, as well as license plate recognition capabilities. Currently, over 70% of all parking permit and vehicle license transactions that used to require residents to come to Village hall to facilitate are now handled on-line, due to important PassportParking application upgrades.
- The DCS Division, in collaboration with the Transportation Commission, designed, published and marketed a survey and website information to gauge public opinion on the Village's Parking Pilot program.
- The DCS Division coordinated the acceptance of a donation from the Center for Neighborhood Technology (CNT) of two (2) electric vehicle charging stations in Parking Lot #10.
- Completed staff cross-training so that the Development Customer Services Permit Processing and Parking Divisions can share front-line Customer Services staff, thus improving productivity and customer interactions.
- Per the direction of the Village Board and in conjunction with the Adjudication and Police Departments, the Division implemented reduced penalties associated with failure to pay parking tickets, effective June 27, 2021. A \$43 citation, which previously could have assessed up to \$73 in additional late penalties, can now only incur up to \$30 in late penalties.
- The DCS Division managed signage and administration of the Village's curbside pick-up program to assist businesses with offering their customers safe and convenient carry-out options amidst the COVID-19 emergency.
- The DCS Division oversaw the construction of a steel and glass enclosure for the stairway and elevator on the upper level of the Oak Park River Forest High School parking structure. The enclosure will shelter the elevator from inclement weather conditions, thus extending its useful life.
- The DCS Division oversaw the purchase, installation and programming of 4G modem upgrade kits for forty-six (46) pay stations located throughout the Village. This upgrade was necessary to ensure continuity of credit card acceptance and processing at the many pay station terminals.

2022 WORK PLAN

- During the first quarter of 2022, staff will present the results of the Village's Parking Pilot Program survey to the Village Board. Based on that conversation and the Village Board's direction, staff may work to expand the Village's Parking Pilot Program. If the Pilot Program is expanded, the Division would begin multi-year changes including the installation of new on-street parking restriction signage.
- Complete a comprehensive assessment of Village parking fees and draft recommended revisions, with an emphasis on equity.
- Continue implementing technology-based upgrades to the PassportParking application for Village parking permits, vehicle stickers, citations, as well as license plate recognition capabilities. Completion of this task continues to require coordination with the Adjudication, Finance, Information Technology and Police Departments.
- Begin the multi-year project of fabricating and installing upgraded public parking lot regulation signage.
- Coordinate the completion of a condition assessment to evaluate existing conditions and develop repair and maintenance recommendations for the three (3) parking structures owned by the Village. The last such assessment was conducted in 2017 with recommended and funded repairs completed in 2020.
- Coordinate the site-selection, purchase, installation and programming of two (2) dual-port electric vehicle charging stations.
- Coordinate the site-selection, purchase, installation and programming of forty-one (41) pay station (pay-by-plate) terminals on roadways throughout the Village.
- In coordination with the Public Works Department, oversee seal coating, crack filling, drainage improvements and/or complete pavement improvement projects for the following Village-owned or operated parking lots: Lots 10, 29, 66, 90, 91, 100, 101, 109, 110, 111, 114, 66N, SB5, SB6 and SB6E.
- Perform a staff led safety and maintenance review of all landscaping and public installations at Village owned/operated surface parking lots.
- Continue cross-training staff from the Permit Processing and Parking Divisions in order to improve productivity and fully-engage existing staff.

VILLAGE OF OAK PARK
FISCAL YEAR 2022 BUDGET
PARKING FUND

Fund	Dept	Program	Account	Description	Department	Description	2019 Actual	2020 Actual	Original 2021 Budget	Amended 2021 Budget	Year End Estimate	2022 Adopted Budget	2023 Forecasted Budget
5060	43770	101	422481	Parking Fund	DCS - Parking Services	Parking Permits	352,198	489,553	2,200,000	2,200,000	1,100,000	1,500,000	1,575,000
5060	43770	793	422481	Parking Fund	DCS - Parking Services	Parking Permits	1,252,706	28,984	-	-	-	-	-
5060	43770	793	422482	Parking Fund	DCS - Parking Services	Landlord/Corp. Parking Permits	476,022	384,111	-	-	-	-	-
5060	43770	101	422483	Parking Fund	DCS - Parking Services	Onstreet Parking Permits	389,838	637,108	1,100,000	1,100,000	1,100,000	1,100,000	1,155,000
5060	43770	793	422483	Parking Fund	DCS - Parking Services	Onstreet Parking Permits	423,515	(6,203)	-	-	-	-	-
5060	43770	786	440456	Parking Fund	DCS - Parking Services	Onstreet Paystation Revenue	344,808	264,828	-	-	-	-	-
5060	43770	793	440457	Parking Fund	DCS - Parking Services	Discounted Employee Cards	6,501	4,636	-	-	-	-	-
5060	43770	101	440460	Parking Fund	DCS - Parking Services	Garage Fees	-	-	1,350,000	1,350,000	1,100,000	1,350,000	1,417,500
5060	43770	783	440460	Parking Fund	DCS - Parking Services	Garage Fees	162	-	-	-	-	-	-
5060	43770	784	440460	Parking Fund	DCS - Parking Services	Garage Fees	666,434	315,285	-	-	-	-	-
5060	43770	785	440460	Parking Fund	DCS - Parking Services	Garage Fees	310,428	141,403	-	-	-	-	-
5060	43770	788	440460	Parking Fund	DCS - Parking Services	Garage Fees	1,014,645	595,214	-	-	-	-	-
5060	43770	101	440461	Parking Fund	DCS - Parking Services	Parking Meter Collections	479,807	289,741	1,250,000	1,250,000	600,000	900,000	945,000
5060	43770	786	440461	Parking Fund	DCS - Parking Services	Parking Meter Collections	629,824	114,251	-	-	-	-	-
5060	43770	784	440470	Parking Fund	DCS - Parking Services	Garage Validation Revenue	29,561	(14,241)	-	-	-	-	-
5060	43770	788	440470	Parking Fund	DCS - Parking Services	Garage Validation Revenue	67,428	38,148	-	-	-	-	-
5060	43770	101	441462	Parking Fund	DCS - Parking Services	Miscellaneous Revenue	276	928	-	-	-	-	-
5060	43770	127	441465	Parking Fund	DCS - Parking Services	Special Events Revenue	(3,089)	5,373	-	-	-	-	-
5060	43770	101	441475	Parking Fund	DCS - Parking Services	Recovered Damages	7,300	3,319	-	-	-	-	-
5060	43770	786	461490	Parking Fund	DCS - Parking Services	Interest Revenue	132	95	-	-	-	-	-
5060	41300	101	491401	Parking Fund	DCS - Parking Services	Transfer From General Fund	40,000	40,000	40,000	40,000	40,000	40,000	42,000
5060	41300	101	491490	Parking Fund	DCS - Parking Services	Transfer From ARPA Fund	-	-	-	-	-	-	-
5060	41300	101	493800	Parking Fund	DCS - Parking Services	Bond Proceed Revenue	-	-	-	-	-	-	-
5060	41300	101	491350	Parking Fund	DCS - Parking Services	Contribution Revenue	-	-	-	-	-	-	-
SUB-TOTAL OPER REVENUES							6,488,496	3,332,533	5,940,000	5,940,000	3,940,000	4,890,000	5,134,500
5060	41300	101	491490	Parking Fund	DCS - Parking Services	Transfer From ARPA Fund	-	-	-	-	3,421,502	-	-
SUB-TOTAL NON-OPER REVENUES							-	-	-	-	3,421,502	-	-
5060	43770	101	510501	Parking Fund	DCS - Parking Services	Regular Salaries	(270,965)	(308,594)	(158,003)	(191,103)	(158,003)	(321,902)	(331,559)
5060	43770	783	510501	Parking Fund	DCS - Parking Services	Regular Salaries	(14,464)	(13,373)	(19,052)	(19,052)	(19,052)	(20,091)	(20,694)
5060	43770	784	510501	Parking Fund	DCS - Parking Services	Regular Salaries	(35,127)	(32,476)	(46,720)	(46,720)	(46,720)	(48,793)	(50,257)
5060	43770	785	510501	Parking Fund	DCS - Parking Services	Regular Salaries	-	-	-	-	-	-	-
5060	43770	786	510501	Parking Fund	DCS - Parking Services	Regular Salaries	(75,278)	(23,292)	(35,383)	(35,383)	(35,383)	(37,312)	(38,431)
5060	43770	787	510501	Parking Fund	DCS - Parking Services	Regular Salaries	(59,923)	(55,400)	(78,931)	(78,931)	(78,931)	(83,235)	(85,732)
5060	43770	788	510501	Parking Fund	DCS - Parking Services	Regular Salaries	(70,255)	(64,952)	(92,540)	(92,540)	(92,540)	(97,586)	(100,514)
5060	43770	793	510501	Parking Fund	DCS - Parking Services	Regular Salaries	(157,394)	(112,188)	(93,624)	(93,624)	(93,624)	(102,074)	(105,136)
5060	43770	101	510503	Parking Fund	DCS - Parking Services	Overtime	(319)	(402)	-	-	-	-	-
5060	43770	783	510503	Parking Fund	DCS - Parking Services	Overtime	(35)	(8)	-	-	-	-	-
5060	43770	784	510503	Parking Fund	DCS - Parking Services	Overtime	(84)	(19)	-	-	-	-	-
5060	43770	785	510503	Parking Fund	DCS - Parking Services	Overtime	-	-	-	-	-	-	-
5060	43770	786	510503	Parking Fund	DCS - Parking Services	Overtime	(2,355)	(26)	(3,000)	(3,000)	(3,000)	(3,000)	(3,090)
5060	43770	787	510503	Parking Fund	DCS - Parking Services	Overtime	(144)	(32)	-	-	-	-	-
5060	43770	788	510503	Parking Fund	DCS - Parking Services	Overtime	(168)	(37)	-	-	-	-	-
5060	43770	793	510503	Parking Fund	DCS - Parking Services	Overtime	(3,312)	(784)	(3,000)	(3,000)	(1,000)	(3,000)	(3,090)
5060	43770	101	510506	Parking Fund	DCS - Parking Services	Equip Allow (Auto,Phone,Tools)	(467)	(171)	-	-	-	-	-
5060	43770	101	510509	Parking Fund	DCS - Parking Services	Comp Time Payout	(291)	(6)	-	-	-	-	-
5060	43770	793	510509	Parking Fund	DCS - Parking Services	Comp Time Payout	(1,077)	(179)	-	-	-	-	-
5060	43770	101	510515	Parking Fund	DCS - Parking Services	Comp Time	-	-	-	-	-	-	-

VILLAGE OF OAK PARK
FISCAL YEAR 2022 BUDGET
PARKING FUND

Fund	Dept	Program	Account	Description	Department	Description	2019 Actual	2020 Actual	Original 2021 Budget	Amended 2021 Budget	Year End Estimate	2022 Adopted Budget	2023 Forecasted Budget
5060	43770	793	510515	Parking Fund	DCS - Parking Services	Comp Time	-	-	-	-	-	-	-
5060	43770	101	510519	Parking Fund	DCS - Parking Services	Vacation Time Payout	(3,084)	-	-	-	-	-	-
5060	43770	793	510519	Parking Fund	DCS - Parking Services	Vacation Time Payout	(8,720)	(674)	-	-	-	-	-
5060	43770	101	510520	Parking Fund	DCS - Parking Services	Sick Time Payout	-	-	-	-	-	-	-
SUB-TOTAL PERSONAL SERVICES							(703,462)	(612,613)	(530,253)	(563,353)	(528,253)	(716,993)	(738,503)
5060	43770	101	520515	Parking Fund	DCS - Parking Services	Health Insurance Opt Out	(171)	(3,903)					
5060	43770	101	520520	Parking Fund	DCS - Parking Services	Life Insurance Expense	(286)	(306)	(263)	(263)	(263)	(387)	(399)
5060	43770	783	520520	Parking Fund	DCS - Parking Services	Life Insurance Expense	(25)	(26)	(33)	(33)	(33)	(33)	(34)
5060	43770	784	520520	Parking Fund	DCS - Parking Services	Life Insurance Expense	(61)	(64)	(79)	(79)	(79)	(79)	(81)
5060	43770	785	520520	Parking Fund	DCS - Parking Services	Life Insurance Expense	-	-	-	-	-	-	-
5060	43770	786	520520	Parking Fund	DCS - Parking Services	Life Insurance Expense	(89)	(46)	(60)	(60)	(60)	(60)	(62)
5060	43770	787	520520	Parking Fund	DCS - Parking Services	Life Insurance Expense	(104)	(108)	(135)	(135)	(135)	(135)	(139)
5060	43770	788	520520	Parking Fund	DCS - Parking Services	Life Insurance Expense	(122)	(126)	(158)	(158)	(158)	(158)	(163)
5060	43770	793	520520	Parking Fund	DCS - Parking Services	Life Insurance Expense	(276)	(144)	(233)	(233)	(233)	(233)	(240)
5060	43770	101	520521	Parking Fund	DCS - Parking Services	Health Insurance Expense	(41,153)	(47,058)	(26,995)	(27,945)	(27,945)	(45,509)	(46,874)
5060	43770	783	520521	Parking Fund	DCS - Parking Services	Health Insurance Expense	(2,569)	(2,489)	(3,685)	(3,685)	(3,685)	(3,685)	(3,796)
5060	43770	784	520521	Parking Fund	DCS - Parking Services	Health Insurance Expense	(6,239)	(6,044)	(8,949)	(8,949)	(8,949)	(8,949)	(9,217)
5060	43770	785	520521	Parking Fund	DCS - Parking Services	Health Insurance Expense	-	-	-	-	-	-	-
5060	43770	786	520521	Parking Fund	DCS - Parking Services	Health Insurance Expense	(13,493)	(4,368)	(6,844)	(6,844)	(6,844)	(6,844)	(7,049)
5060	43770	787	520521	Parking Fund	DCS - Parking Services	Health Insurance Expense	(10,643)	(10,310)	(15,267)	(15,267)	(15,267)	(15,267)	(15,725)
5060	43770	788	520521	Parking Fund	DCS - Parking Services	Health Insurance Expense	(12,478)	(12,088)	(17,899)	(17,899)	(17,899)	(17,899)	(18,436)
5060	43770	793	520521	Parking Fund	DCS - Parking Services	Health Insurance Expense	(41,609)	(12,418)	(12,801)	(12,801)	(12,801)	(20,456)	(21,070)
5060	43770	101	520522	Parking Fund	DCS - Parking Services	Social Security Expense	(16,106)	(17,352)	(15,016)	(15,686)	(15,686)	(19,210)	(19,786)
5060	43770	783	520522	Parking Fund	DCS - Parking Services	Social Security Expense	(863)	(791)	(1,181)	(1,181)	(1,181)	(1,246)	(1,283)
5060	43770	784	520522	Parking Fund	DCS - Parking Services	Social Security Expense	(2,097)	(1,920)	(2,869)	(2,869)	(2,869)	(3,025)	(3,116)
5060	43770	785	520522	Parking Fund	DCS - Parking Services	Social Security Expense	-	-	-	-	-	-	-
5060	43770	786	520522	Parking Fund	DCS - Parking Services	Social Security Expense	(4,555)	(1,497)	(2,938)	(2,938)	(2,938)	(2,313)	(2,382)
5060	43770	787	520522	Parking Fund	DCS - Parking Services	Social Security Expense	(3,578)	(3,276)	(4,894)	(4,894)	(4,894)	(5,161)	(5,316)
5060	43770	788	520522	Parking Fund	DCS - Parking Services	Social Security Expense	(4,736)	(3,841)	(5,737)	(5,737)	(5,737)	(6,050)	(6,232)
5060	43770	793	520522	Parking Fund	DCS - Parking Services	Social Security Expense	(9,212)	(6,963)	(6,735)	(6,735)	(6,735)	(6,329)	(6,519)
5060	43770	101	520523	Parking Fund	DCS - Parking Services	Medicare Expense	(3,822)	(4,134)	(3,646)	(3,803)	(3,803)	(4,668)	(4,808)
5060	43770	783	520523	Parking Fund	DCS - Parking Services	Medicare Expense	(202)	(185)	(276)	(276)	(276)	(291)	(300)
5060	43770	784	520523	Parking Fund	DCS - Parking Services	Medicare Expense	(490)	(449)	(671)	(671)	(671)	(707)	(728)
5060	43770	785	520523	Parking Fund	DCS - Parking Services	Medicare Expense	-	-	-	-	-	-	-
5060	43770	786	520523	Parking Fund	DCS - Parking Services	Medicare Expense	(1,065)	(320)	(687)	(687)	(687)	(541)	(557)
5060	43770	787	520523	Parking Fund	DCS - Parking Services	Medicare Expense	(837)	(766)	(1,144)	(1,144)	(1,144)	(1,207)	(1,243)
5060	43770	788	520523	Parking Fund	DCS - Parking Services	Medicare Expense	(1,108)	(898)	(1,342)	(1,342)	(1,342)	(1,415)	(1,457)
5060	43770	793	520523	Parking Fund	DCS - Parking Services	Medicare Expense	(2,154)	(1,628)	(1,575)	(1,575)	(1,575)	(1,480)	(1,524)
5060	43770	101	520527	Parking Fund	DCS - Parking Services	IMRF Contributions	(18,251)	(25,588)	(20,972)	(21,873)	(21,873)	(17,898)	(18,435)
5060	43770	783	520527	Parking Fund	DCS - Parking Services	IMRF Contributions	(939)	(1,183)	(1,589)	(1,589)	(1,589)	(1,117)	(1,151)
5060	43770	784	520527	Parking Fund	DCS - Parking Services	IMRF Contributions	(2,282)	(2,873)	(3,859)	(3,859)	(3,859)	(2,713)	(2,794)
5060	43770	785	520527	Parking Fund	DCS - Parking Services	IMRF Contributions	-	-	-	-	-	-	-
5060	43770	786	520527	Parking Fund	DCS - Parking Services	IMRF Contributions	(5,049)	(2,133)	(3,952)	(3,952)	(3,952)	(2,075)	(2,137)
5060	43770	787	520527	Parking Fund	DCS - Parking Services	IMRF Contributions	(3,892)	(4,901)	(6,583)	(6,583)	(6,583)	(4,628)	(4,767)
5060	43770	788	520527	Parking Fund	DCS - Parking Services	IMRF Contributions	(5,128)	(5,746)	(7,718)	(7,718)	(7,718)	(5,426)	(5,589)
5060	43770	793	520527	Parking Fund	DCS - Parking Services	IMRF Contributions	(10,484)	(10,345)	(9,059)	(9,059)	(9,059)	(5,675)	(5,845)
SUB-TOTAL FRINGE BENEFITS							(226,168)	(196,287)	(195,844)	(198,522)	(198,522)	(212,869)	(219,255)
5060	43770	101	520528	Parking Fund	DCS - Parking Services	S125 Admin. Expenses	-	-	-	-	-	-	-
5060	43770	101	520900	Parking Fund	DCS - Parking Services	Change in NPO	59,496	55,287	-	-	-	-	-

VILLAGE OF OAK PARK
FISCAL YEAR 2022 BUDGET
PARKING FUND

Fund	Dept	Program	Account	Description	Department	Description	2019 Actual	2020 Actual	Original 2021 Budget	Amended 2021 Budget	Year End Estimate	2022 Adopted Budget	2023 Forecasted Budget
5060	43770	101	530650	Parking Fund	DCS - Parking Services	Conferences Training	(105)	-	-	-	-	(4,500)	(4,635)
5060	43770	793	530650	Parking Fund	DCS - Parking Services	Conferences Training	-	-	-	-	-	-	-
5060	43770	101	530658	Parking Fund	DCS - Parking Services	Temporary Services	(14,363)	-	-	(13,500)	(13,500)	(13,500)	(13,905)
5060	43770	101	530660	Parking Fund	DCS - Parking Services	General Contractuals	-	(87,972)	(91,000)	(91,000)	(91,000)	(91,000)	(93,730)
5060	43770	783	530660	Parking Fund	DCS - Parking Services	General Contractuals	(123,411)	(129,702)	(135,771)	(135,771)	(130,000)	(134,600)	(138,638)
5060	43770	784	530660	Parking Fund	DCS - Parking Services	General Contractuals	(212,599)	(200,101)	(262,419)	(262,419)	(255,000)	(260,775)	(268,598)
5060	43770	785	530660	Parking Fund	DCS - Parking Services	General Contractuals	-	(74,997)	(50,000)	(50,000)	(30,000)	(50,000)	(51,500)
5060	43770	786	530660	Parking Fund	DCS - Parking Services	General Contractuals	(337,204)	(73,162)	(142,400)	(192,400)	(192,400)	(220,674)	(227,294)
5060	43770	787	530660	Parking Fund	DCS - Parking Services	General Contractuals	(84,867)	(67,528)	(162,500)	(212,500)	(212,500)	(106,884)	(110,091)
5060	43770	788	530660	Parking Fund	DCS - Parking Services	General Contractuals	(514,849)	(546,124)	(584,535)	(584,535)	(550,000)	(568,475)	(585,529)
5060	43770	101	530667	Parking Fund	DCS - Parking Services	External Support	(50,000)	-	(30,000)	(39,900)	(39,900)	(30,000)	(30,900)
5060	43770	788	530667	Parking Fund	DCS - Parking Services	External Support	-	-	-	-	-	-	-
5060	43770	101	530675	Parking Fund	DCS - Parking Services	Bank Charges	(5,280)	-	-	-	-	-	-
5060	43770	784	530675	Parking Fund	DCS - Parking Services	Bank Charges	(15,382)	(5,977)	(15,000)	(15,000)	(15,000)	(15,000)	(15,450)
5060	43770	786	530675	Parking Fund	DCS - Parking Services	Bank Charges	(40,561)	(24,977)	(40,000)	(40,000)	(50,000)	(40,000)	(41,200)
5060	43770	788	530675	Parking Fund	DCS - Parking Services	Bank Charges	(30,593)	(25,677)	(35,000)	(35,000)	(25,000)	(35,000)	(36,050)
5060	43770	783	581804	Parking Fund	DCS - Parking Services	Penalties & Late Fees	-	(5)	-	-	-	-	-
5060	43770	784	581804	Parking Fund	DCS - Parking Services	Penalties & Late Fees	-	(2)	-	-	-	-	-
5060	43770	788	581804	Parking Fund	DCS - Parking Services	Penalties & Late Fees	-	(14)	-	-	-	-	-
5060	41300	169	530804	Parking Fund	DCS - Parking Services	Bond Paying Agent Fees	-	-	-	-	-	-	-
5060	43770	101	540657	Parking Fund	DCS - Parking Services	Property Taxes on Leased Lots	-	-	-	-	-	-	-
5060	43770	787	540657	Parking Fund	DCS - Parking Services	Property Taxes on Leased Lots	(62,578)	(65,016)	(67,000)	(83,971)	(67,000)	(85,000)	(87,550)
5060	43770	783	540674	Parking Fund	DCS - Parking Services	Property Repair	(377)	-	-	-	-	-	-
5060	43770	784	540674	Parking Fund	DCS - Parking Services	Property Repair	(16,139)	(4,704)	(20,000)	(20,000)	(10,000)	(12,500)	(12,875)
5060	43770	785	540674	Parking Fund	DCS - Parking Services	Property Repair	(7,645)	(4,574)	(10,000)	(10,000)	-	(10,000)	(10,300)
5060	43770	786	540674	Parking Fund	DCS - Parking Services	Property Repair	(892)	-	(20,000)	(20,000)	(5,000)	(20,000)	(20,600)
5060	43700	787	540674	Parking Fund	DCS - Parking Services	Property Repair	-	-	-	-	-	-	-
5060	43770	787	540674	Parking Fund	DCS - Parking Services	Property Repair	-	-	(25,000)	(25,000)	(7,500)	(25,000)	(25,750)
5060	43770	788	540674	Parking Fund	DCS - Parking Services	Property Repair	(26,916)	(26,116)	(27,000)	(27,000)	(8,000)	(18,500)	(19,055)
5060	43770	783	540691	Parking Fund	DCS - Parking Services	Water Charges	-	-	-	-	-	-	-
5060	43770	784	540691	Parking Fund	DCS - Parking Services	Water Charges	(303)	(284)	(600)	(600)	(500)	(500)	(515)
5060	43770	788	540691	Parking Fund	DCS - Parking Services	Water Charges	(1,026)	(784)	(1,100)	(1,100)	(1,000)	(1,000)	(1,030)
5060	43770	783	540692	Parking Fund	DCS - Parking Services	Electricity	(6,942)	(6,639)	(7,000)	(8,500)	(7,000)	(12,000)	(12,360)
5060	43770	784	540692	Parking Fund	DCS - Parking Services	Electricity	(23,380)	(19,682)	(24,000)	(25,500)	(26,000)	(30,000)	(30,900)
5060	43770	787	540692	Parking Fund	DCS - Parking Services	Electricity	(1,348)	(708)	(1,400)	(1,400)	(4,000)	(4,000)	(4,120)
5060	43770	788	540692	Parking Fund	DCS - Parking Services	Electricity	(43,812)	(39,649)	(44,000)	(50,000)	(50,000)	(50,000)	(51,500)
5060	43770	788	540693	Parking Fund	DCS - Parking Services	Natural Gas	(2,992)	(2,944)	(3,500)	(3,500)	(3,000)	(3,500)	(3,605)
5060	43770	787	540707	Parking Fund	DCS - Parking Services	Lot Rental Reimbursement	(21,382)	(67,414)	(58,000)	(58,000)	-	(6,500)	(6,695)
SUB-TOTAL CONTRACTUAL SERVICES							(1,585,450)	(1,419,465)	(1,857,225)	(2,006,596)	(1,793,300)	(1,848,908)	(1,904,375)
5060	43770	793	550601	Parking Fund	DCS - Parking Services	Printing	(77,815)	(1,092)	(70,000)	(77,500)	(77,500)	(20,000)	(20,600)
5060	43770	101	550602	Parking Fund	DCS - Parking Services	Membership Dues	(265)	-	-	-	-	-	-
5060	43770	101	550603	Parking Fund	DCS - Parking Services	Postage	-	-	-	-	-	-	-
5060	43770	793	550603	Parking Fund	DCS - Parking Services	Postage	(12,780)	(456)	(15,000)	(22,500)	(22,500)	(15,000)	(15,450)
5060	43770	101	550605	Parking Fund	DCS - Parking Services	Travel & Mileage Reimb.	-	-	-	-	-	(500)	(515)
5060	43770	784	550632	Parking Fund	DCS - Parking Services	Laundry Service	(106)	(315)	-	-	-	-	-
5060	43770	786	550632	Parking Fund	DCS - Parking Services	Laundry Service	-	(630)	-	-	-	-	-
5060	43770	788	550632	Parking Fund	DCS - Parking Services	Laundry Service	(80)	(560)	(500)	(500)	(525)	(2,000)	(2,060)
5060	43770	101	550652	Parking Fund	DCS - Parking Services	Legal Postings and Doc. Fees	(70)	(462)	(500)	(500)	(500)	(500)	(515)
5060	43770	785	550656	Parking Fund	DCS - Parking Services	Miscellaneous Expense	-	-	-	-	-	-	-
5060	43770	101	550663	Parking Fund	DCS - Parking Services	Software License Updates	(17,846)	-	-	-	-	-	-

VILLAGE OF OAK PARK
FISCAL YEAR 2022 BUDGET
PARKING FUND

Fund	Dept	Program	Account	Description	Department	Description	2019 Actual	2020 Actual	Original 2021 Budget	Amended 2021 Budget	Year End Estimate	2022 Adopted Budget	2023 Forecasted Budget
5060	43770	101	550671	Parking Fund	DCS - Parking Services	Office Machine Service	-	-	-	-	-	-	-
5060	43770	101	560620	Parking Fund	DCS - Parking Services	Office Supplies	(1,843)	(176)	(500)	(500)	(500)	(7,500)	(7,725)
5060	43770	793	560620	Parking Fund	DCS - Parking Services	Office Supplies	-	(201)	(500)	(500)	(500)	-	-
5060	43770	783	560623	Parking Fund	DCS - Parking Services	Cleaning Supplies	(42)	(120)	-	-	-	-	-
5060	43770	784	560623	Parking Fund	DCS - Parking Services	Cleaning Supplies	-	-	-	-	-	-	-
5060	43770	786	560623	Parking Fund	DCS - Parking Services	Cleaning Supplies	-	-	-	-	-	-	-
5060	43770	788	560623	Parking Fund	DCS - Parking Services	Cleaning Supplies	(3,875)	(4,944)	(5,000)	(5,000)	(5,000)	(5,000)	(5,150)
5060	43770	101	560625	Parking Fund	DCS - Parking Services	Clothing	-	-	-	-	-	(800)	(824)
5060	43770	784	560625	Parking Fund	DCS - Parking Services	Clothing	(63)	-	-	-	-	-	-
5060	43770	786	560625	Parking Fund	DCS - Parking Services	Clothing	-	(431)	-	-	-	-	-
5060	43770	788	560625	Parking Fund	DCS - Parking Services	Clothing	-	-	-	-	-	-	-
5060	43770	101	560631	Parking Fund	DCS - Parking Services	Operational Supplies	(1,238)	(1,007)	(1,500)	(1,500)	(1,500)	(1,500)	(1,545)
5060	43770	786	560631	Parking Fund	DCS - Parking Services	Operational Supplies	(6,084)	(591)	(6,500)	(6,500)	(6,500)	(5,000)	(5,150)
5060	43770	788	560631	Parking Fund	DCS - Parking Services	Operational Supplies	(11,057)	(11,100)	(12,000)	(12,000)	(12,000)	(12,000)	(12,360)
5060	43770	793	560631	Parking Fund	DCS - Parking Services	Operational Supplies	-	-	-	-	-	-	-
5060	43770	783	560634	Parking Fund	DCS - Parking Services	Sign Replacement	-	-	-	-	-	(1,000)	(1,030)
5060	43770	784	560634	Parking Fund	DCS - Parking Services	Sign Replacement	-	(940)	-	-	-	(2,000)	(2,060)
5060	43770	786	560634	Parking Fund	DCS - Parking Services	Sign Replacement	(2,309)	(4,829)	-	(600)	-	(1,000)	(1,030)
5060	43770	787	560634	Parking Fund	DCS - Parking Services	Sign Replacement	(1,515)	(1,115)	-	-	-	(1,000)	(1,030)
5060	43770	788	560634	Parking Fund	DCS - Parking Services	Sign Replacement	-	(139)	(1,000)	(1,000)	(1,000)	(1,000)	(1,030)
5060	43770	786	560637	Parking Fund	DCS - Parking Services	Vehicle Equipment Parts	-	-	-	-	-	-	-
5060	43770	788	560637	Parking Fund	DCS - Parking Services	Vehicle Equipment Parts	-	-	-	-	-	-	-
SUB-TOTAL MATERIALS & SUPPLIES							(136,988)	(29,108)	(113,000)	(128,600)	(128,025)	(75,800)	(78,074)
5060	43770	783	570705	Parking Fund	DCS - Parking Services	Building Improvements	(18,450)	-	(75,000)	(82,050)	(82,050)	(6,000)	(100,000)
5060	43770	784	570705	Parking Fund	DCS - Parking Services	Building Improvements	(245,514)	-	-	-	-	(6,000)	(100,000)
5060	43770	785	570705	Parking Fund	DCS - Parking Services	Building Improvements	-	-	-	-	-	-	-
5060	43770	786	570705	Parking Fund	DCS - Parking Services	Building Improvements	-	-	-	-	-	-	-
5060	43770	787	570705	Parking Fund	DCS - Parking Services	Building Improvements	-	-	-	-	-	-	-
5060	43770	788	570705	Parking Fund	DCS - Parking Services	Building Improvements	-	(363,743)	-	-	-	(6,000)	(100,000)
5060	41300	793	570707	Parking Fund	DCS - Parking Services	Capital Improvements	-	-	-	-	-	-	-
5060	43770	783	570707	Parking Fund	DCS - Parking Services	Capital Improvements	-	(166,667)	(10,000)	(10,000)	(10,000)	-	-
5060	43770	784	570707	Parking Fund	DCS - Parking Services	Capital Improvements	-	(166,667)	-	-	-	-	(25,000)
5060	43770	785	570707	Parking Fund	DCS - Parking Services	Capital Improvements	(38,000)	-	-	-	-	-	-
5060	43770	786	570707	Parking Fund	DCS - Parking Services	Capital Improvements	(329,539)	(114,848)	(200,000)	(200,000)	-	(610,000)	(480,000)
5060	43770	787	570707	Parking Fund	DCS - Parking Services	Capital Improvements	(330,196)	(33,643)	(125,000)	(125,000)	-	(500,144)	(340,478)
5060	43770	788	570707	Parking Fund	DCS - Parking Services	Capital Improvements	-	(166,667)	-	-	-	-	-
5060	43770	783	570710	Parking Fund	DCS - Parking Services	Equipment	-	-	-	-	-	-	-
5060	43770	784	570710	Parking Fund	DCS - Parking Services	Equipment	-	-	-	-	-	-	-
5060	43770	786	570710	Parking Fund	DCS - Parking Services	Equipment	-	-	-	-	-	-	-
5060	43770	787	570710	Parking Fund	DCS - Parking Services	Equipment	-	-	-	-	-	-	-
5060	43770	788	570710	Parking Fund	DCS - Parking Services	Equipment	(4,000)	-	-	-	-	(3,225)	-
5060	43770	101	570720	Parking Fund	DCS - Parking Services	Computer Equipment	(11,463)	-	-	-	-	-	-
5060	43770	783	570720	Parking Fund	DCS - Parking Services	Computer Equipment	-	-	-	-	-	-	-
5060	43770	783	570750	Parking Fund	DCS - Parking Services	Vehicles	-	-	-	-	-	-	-
5060	43770	784	570750	Parking Fund	DCS - Parking Services	Vehicles	240	-	-	-	-	-	-
5060	43770	786	570750	Parking Fund	DCS - Parking Services	Vehicles	-	-	-	-	-	(33,000)	-
5060	43770	787	570750	Parking Fund	DCS - Parking Services	Vehicles	-	-	-	-	-	-	-
5060	43770	788	570750	Parking Fund	DCS - Parking Services	Vehicles	-	-	-	-	-	-	-
SUB-TOTAL CAPITAL OUTLAY							(976,922)	(1,012,235)	(410,000)	(417,050)	(92,050)	(1,164,369)	(1,145,478)

VILLAGE OF OAK PARK
FISCAL YEAR 2022 BUDGET
PARKING FUND

Fund	Dept	Program	Account	Description	Department	Description	2019 Actual	2020 Actual	Original 2021 Budget	Amended 2021 Budget	Year End Estimate	2022 Adopted Budget	2023 Forecasted Budget
5060	41300	101	580898	Parking Fund	DCS - Parking Services	Amortization	31,075	11,071	-	-	-	-	-
5060	41300	101	580899	Parking Fund	DCS - Parking Services	Depreciation Expense	(1,530,044)	(1,533,278)	-	-	-	-	-
5060	41300	101	580999	Parking Fund	DCS - Parking Services	Less Fixed Assets Capitalized	141,038	817,139	-	-	-	-	-
5060	00000	000	174590	Parking Fund	DCS - Parking Services	Gain (Loss) on Disposal of Capital Assets	-	-	-	-	-	-	-
SUB-TOTAL NON CASH							(1,357,931)	(705,068)	-	-	-	-	-
5060	41300	157	581802	Parking Fund	DCS - Parking Services	2010C Bond Interest Expense	(94,904)	(52,483)	(27,149)	(27,149)	(27,149)	(18,523)	(9,474)
5060	41300	157	581801	Parking Fund	DCS - Parking Services	2010C Bond Principal Payment	-	-	(215,635)	(215,635)	(215,635)	(226,240)	(236,845)
5060	41300	146	581802	Parking Fund	DCS - Parking Services	2016B Bond Interest Expense	(135,488)	(132,305)	(129,055)	(129,055)	(129,055)	(62,441)	(62,470)
5060	41300	146	581801	Parking Fund	DCS - Parking Services	2016B Bond Principal Payment	-	-	(195,000)	(195,000)	(195,000)	(235,000)	(235,000)
5060	41300	140	581802	Parking Fund	DCS - Parking Services	2016E Bond Interest Expense	(344,731)	(334,246)	(321,181)	(321,181)	(321,181)	(307,831)	(294,031)
5060	41300	140	581801	Parking Fund	DCS - Parking Services	2016E Bond Principal Payment	-	-	(445,000)	(445,000)	(445,000)	(460,000)	(475,000)
5060	41300	138	581802	Parking Fund	DCS - Parking Services	2018A Bond Interest Expense	-	(223,210)	(184,108)	(184,108)	(184,108)	(158,600)	(131,485)
5060	41300	138	581801	Parking Fund	DCS - Parking Services	2018A Bond Principal Payment	-	-	(895,000)	(895,000)	(895,000)	(935,000)	(985,000)
5060	41300	141	581802	Parking Fund	DCS - Parking Services	2020A Bond Interest Payment	-	-	(12,537)	(12,537)	(12,537)	(11,940)	(11,940)
5060	41300	141	581801	Parking Fund	DCS - Parking Services	2020A Bond Principal Payment	-	-	-	-	-	-	-
SUB-TOTAL DEBT SERVICE							(575,123)	(742,244)	(2,424,665)	(2,424,665)	(2,424,665)	(2,415,575)	(2,441,245)
5060	41300	101	591826	Parking Fund	DCS - Parking Services	Transfer To Sir Fund	(1,000,000)	(300,000)	(300,000)	(300,000)	(300,000)	(300,000)	(300,000)
5060	41300	101	591890	Parking Fund	DCS - Parking Services	Transfer To Other Funds	-	(6,675,023)	-	-	-	-	-
5060	41300	101	591801	Parking Fund	DCS - Parking Services	Transfer To General Fund	(40,000)	-	-	-	-	-	-
SUB-TOTAL TRANSFERS							(1,040,000)	(6,975,023)	(300,000)	(300,000)	(300,000)	(300,000)	(300,000)
SUB-TOTAL EXPENDITURES							(6,602,044)	(11,692,043)	(5,830,987)	(6,038,786)	(5,464,815)	(6,734,514)	(6,826,930)
NET SURPLUS/(DEFICIT)							(113,548)	(8,359,510)	109,013	(98,786)	1,896,687	(1,844,514)	(1,692,430)
Beginning Audited Cash Balance 1/1/21												(209,378)	
2020 Projected Surplus (Deficit)												1,896,687	
Ending Projected Cash Balance 12/31/21												1,687,309	
Estimated Cash Balance 1/1/22												1,687,309	
2021 Budgeted Surplus (Deficit)												(1,844,514)	
Ending Estimated Cash Balance 12/31/22												(157,205)	
Estimated Cash Balance 1/1/23													(157,205)
2022 Budgeted Surplus (Deficit)													(1,692,430)
Ending Estimated Cash Balance 12/31/23													(1,849,635)

WATER & SEWER FUND

DEPARTMENTAL SUMMARY

The Public Works Department is responsible for the oversight and management of the Public Works portion of this Fund through its Water & Sewer Division.

The Department maintains 105 miles of watermains, 3 water pumping stations, 1,200 fire hydrants, 1,350 water valves, 104 miles of sewers, 6,500 catch basins and 2,000 manholes.

Water Services

Public Works is responsible for the delivery of safe, potable water to residents and businesses within the Village and for fire suppression. Purchased directly from the City of Chicago, water is stored in several sites throughout the Village and pumped through water mains. Personnel and contractors supported by this fund are responsible for the emergency replacement of broken mains as well as repair and exercising of system water valves and fire hydrants, repair and replacement of water meters and pumping equipment. The division also responds to requests for locating underground water facilities via the one call system Joint Utility Locating Information for Excavators (JULIE).

Revenues for the Water portion of the Fund are generated through the users of the water system through quarterly metering. Rates are determined based on the charges from the City of Chicago for the delivery of water and the Village's expenses and programming.

Sewer Services

Village sewage is transported to the interceptor sewers of the Metropolitan Water Reclamation District of Greater Chicago (MWDGC) where it is eventually treated and discharged into the receiving streams.

Revenues for the Sewer portion of the Fund are generated through the users of the water system as a portion of the utility charges. The Village does not pay the MWDGC for discharging to their sewers. Property owners are assessed on their property tax bill for this service.

2021 ACCOMPLISHMENTS

The Public Works Department, Water & Sewer Division, is responsible for maintaining the safe drinking water for the Village as well as the efficient collection of all storm and sanitary water. The Engineering Division is responsible for managing the Capital programs in this fund.

The following accomplishments were completed in 2021 by the Public Works Department:

- The Public Works Department is projecting the water purchase from the City of Chicago to be approximately 1.85 billion gallons for the 2021 calendar year.
- Based on the current trending, the Village may experience 21% non-revenue water for the water distribution system. The non-revenue water data is to be submitted annually to the Illinois Department of Natural Resources.
- The Water & Sewer Division is on pace to complete approximately 100 water and sewer utility repairs in 2021.
- On pace to complete 70 water service upgrades, on the Village side, from lead to copper as part of the Village program for lead water service line replacement.
 - For the second year, a contractor was approved to assist with this work. Plans were also approved for the implementation of a CDBG funded private side lead service line replacement program.
- Expect to complete over 600 water meter repairs or replacement.
- A leak detection survey of the water system was completed in 2021 with repairs taking place shortly after the leaks were found.
- The Village, as the owner of a Public Water Supply, is required to develop a Risk and Resilience Assessment and corresponding Emergency Response Plan in compliance with the American Water Infrastructure Act. This work began in June 2020 and was completed in July 2021.
- The testing and/or replacement of over 40 of the Village's large water meters (greater than 2") was completed by contractor.
- Engineered and constructed replacement of significant sections of the Oak Park Ave. watermain including:
 - Madison St. to Randolph St., Chicago Ave to Augusta Ave., and Harrison St. to Jackson Blvd.
- Engineered and constructed replacement of the Oak Park Ave. sewer between Harrison St. and Van Buren St.
- The Oak Park Ave. main sewer was lined from Roosevelt Rd. to Garfield Ave.
- Distributed the Annual Water Quality Report via electronic format.
- New Roof and HVAC system was installed at South Pumping Station.
- IEPA Mandated Lead and Copper sampling took place involving 43 Residents.
- All four Village Water Reservoirs were cleaned & inspected.
- Testing of the Central and North Station Master Meters was completed by a contractor. These are the meters that record the water purchased from the City of Chicago.

- A water valve inspecting & exercising program has begun.
- A sewer catch basin inspection & cleaning program has begun.
- Staff continued upgrading of the chlorine feeding equipment at the pumping stations.
- The Village continued the sewer backup protection program and RainReady grant programs. Both programs have been very popular and at times will have a waiting list.
- Reported to the Illinois EPA a total of 12,587 water service lines in the water system.
 - Of that total, 4,735 services have lead pipe on either the private side line or the public side line.
 - The private side is from the water meter in the house to the shut off valve in the parkway.
 - The public side is from the shutoff valve in the parkway to the watermain in the street.
 - In addition, there are 5,992 services that have unknown material on either the public side or private side.
 - Assuming the worst-case scenario there could be a total of (4,735 + 5,992) 10,727 lead services.
- The changeout program for a majority of the residential water meters was initiated. This meter changeout program and installation of Advanced Metering Infrastructure will allow for daily reading of the water sold and provide better recording of the Village's non-revenue water.
- The Water & Sewer Superintendent completed the American Public Works Associations (APWA) Illinois Public Service Institute (IPSI). The Institute, developed by the Chicago Chapter of APWA, is a three-year training program designed for public service employees and focuses on leadership development, service excellence and personal supervisory skills.
- Smart Cities initiatives:
 - The Villages water pumping and distribution system is managed by a computer program called Supervisor Control and Data Acquisition (SCADA). SCADA provides real time data which monitors and controls the system. SCADA also provides for remote operations.
 - The water metering system is currently operating via Remote Meter Reading (AMR). The meters are read quarterly via driving around the Village and getting the readings via a radio reading device.
 - The Water and sewer utility data is being updated on the Village GIS platform. Crews are able to update the data via remote devices (iphones/ipads).

2022 WORK PLAN

- Water purchase from the City of Chicago is projected to approach 1.85 billion gallons for 2022. The City of Chicago is expected to increase their water rates June 1, 2022 based on the Consumer Price Index.
- Non-revenue water data will be submitted to the Illinois Department of Natural Resources.
- In an effort to reduce non-revenue water the following programs are proposed:
 - Complete an annual water distribution system leak survey and make all necessary repairs.
 - Continue to focus on the large water meter testing and/or replacement program to ensure and increase accurate water billing revenue.
 - Continue the residential water meter change out program. Begin installation of the Advanced Metering Infrastructure (AMI) to allow for the daily reading of water sold.
 - Develop a non-revenue water distribution monitoring system using available technology.
 - Continue repair/replacement of defective/leaking water valves, fire hydrants and water lines.
- Complete the tri-annual Village Wide Cross Control Survey. This survey identifies possible backflow conditions within the water distribution system.
- Continue the lead water service line replacement program for public water services.
- Continue with engineering design and construction of watermain and sewer replacements per the Capital Improvement Plan.
- Continue the sewer backup grant program to aid residents in basement backup protection.
- Continue the RainReady grant program to encourage private property storm water improvements.
- Continue regular sewer and storm drain cleaning.
- Continue the water valve exercising program.
- Begin replacement of Central Pumping Station Variable Frequency Drives & Pumps.
- Begin a project of installation of backup generators for the South and North Pumping Stations. This will be a two-year project.
- Smart Cities initiatives:
 - Continue the use and updating of SCADA.
 - As part of the water meter change out program begin the installation of the Automated Meter Infrastructure (AMI).
 - Included with the development of the AMI is the roll out of a customer service portal where water customers will be able to see their water use via the portal or smart phone. The portal can also be set up to provide customers with notifications when water use is high or a leak is suspected.
 - Continue use and updating of the water & sewer GIS data.

VILLAGE OF OAK PARK
FISCAL YEAR 2022 BUDGET
WATER & SEWER FUND

Fund	Dept	Program	Account	Description	Department	Description	2019	2020	Original	Amended	Year	2022	2023
							Actual	Actual	2021	2021	End	Adopted	Forecasted
							Budget	Budget	Budget	Budget	Estimate	Budget	Budget
5040	43730	101	441462	Water Fund	Water/Sewer	Miscellaneous Revenue	52,049	(43,565)	2,010	2,010	1,500	2,000	2,000
5040	43730	101	441464	Water Fund	Water/Sewer	Scrap Revenue	2,150	79	2,010	2,010	500	1,000	1,000
5040	43730	101	441475	Water Fund	Water/Sewer	Recovered Damages	24,267	-	6,700	6,700	1,000	1,000	1,000
5040	43730	101	444401	Water Fund	Water/Sewer	Utility Sales	13,957,510	14,819,157	13,500,000	13,500,000	12,750,000	13,300,000	13,965,000
5040	43750	101	444401	Water Fund	Water/Sewer	Utility Sales	3,725,536	4,000,086	5,000,000	5,000,000	3,800,000	4,000,000	4,200,000
5040	43730	101	444402	Water Fund	Water/Sewer	Meter Charges	65,200	77,850	40,000	40,000	60,000	65,000	65,000
5040	43730	101	431400	Water Fund	Water/Sewer	MWRD Grants	-	-	-	-	125,000	375,000	-
5040	43730	778	444402	Water Fund	Water/Sewer	Meter Charges	39,139	-	-	-	-	-	-
5040	43730	101	444403	Water Fund	Water/Sewer	Penalty Charges	151,243	39,614	67,000	67,000	60,000	125,000	125,000
SUB-TOTAL REVENUE							18,017,094	18,893,221	18,617,720	18,617,720	16,798,000	17,869,000	18,359,000
5040	41300	101	510501	Water Fund	Water/Sewer	Regular Salaries	(94,412)	(105,259)	(197,333)	(244,433)	(197,333)	(110,016)	(113,316)
5040	43730	101	510501	Water Fund	Water/Sewer	Regular Salaries	(40,989)	(35,147)	(182,226)	(182,226)	(182,226)	(158,965)	(163,734)
5040	43730	776	510501	Water Fund	Water/Sewer	Regular Salaries	(154,109)	(98,781)	(220,274)	(220,274)	(220,274)	(221,344)	(227,984)
5040	43730	777	510501	Water Fund	Water/Sewer	Regular Salaries	(152,911)	(236,767)	(248,155)	(248,155)	(248,155)	(277,673)	(286,003)
5040	43730	781	510501	Water Fund	Water/Sewer	Regular Salaries	-	-	-	-	-	-	-
5040	43750	101	510501	Water Fund	Water/Sewer	Regular Salaries	(39,543)	(27,100)	(94,693)	(94,693)	(94,693)	(130,202)	(134,108)
5040	43750	781	510501	Water Fund	Water/Sewer	Regular Salaries	(334,691)	(305,841)	(248,155)	(248,155)	(248,155)	(277,673)	(286,003)
5040	41300	101	510503	Water Fund	Water/Sewer	Overtime	(877)	(54)	-	-	-	-	-
5040	43730	101	510503	Water Fund	Water/Sewer	Overtime	-	-	-	-	-	-	-
5040	43730	776	510503	Water Fund	Water/Sewer	Overtime	(13,842)	(10,968)	(10,000)	(10,000)	(10,000)	(10,000)	(10,300)
5040	43730	777	510503	Water Fund	Water/Sewer	Overtime	(6,344)	(16,662)	(30,000)	(30,000)	(30,000)	(30,000)	(30,900)
5040	43750	781	510503	Water Fund	Water/Sewer	Overtime	(25,994)	(16,962)	(20,000)	(20,000)	(20,000)	(20,000)	(20,600)
5040	43730	101	510518	Water Fund	Water/Sewer	Seasonal Employees	(4,487)	-	-	-	-	-	-
SUB-TOTAL PERSONAL SERVICES							(868,199)	(853,541)	(1,250,836)	(1,297,936)	(1,250,836)	(1,235,873)	(1,272,949)
5040	43750	781	510519	Water Fund	Water/Sewer	Vacation Time Payout	(5,331)	(1,340)	-	-	-	-	-
5040	43730	776	520515	Water Fund	Water/Sewer	Health Insurance Opt Out	-	-	-	-	-	-	-
5040	43750	781	520515	Water Fund	Water/Sewer	Health Insurance Opt Out	-	(1,420)	-	-	-	-	-
5040	41300	101	520520	Water Fund	Water/Sewer	Life Insurance Expense	(177)	(183)	(186)	(186)	(186)	(186)	(192)
5040	43730	101	520520	Water Fund	Water/Sewer	Life Insurance Expense	(47)	(34)	(200)	(200)	(200)	(153)	(158)
5040	43730	776	520520	Water Fund	Water/Sewer	Life Insurance Expense	(153)	(112)	(279)	(279)	(279)	(279)	(287)
5040	43730	777	520520	Water Fund	Water/Sewer	Life Insurance Expense	(226)	(363)	(419)	(419)	(419)	(400)	(412)
5040	43750	101	520520	Water Fund	Water/Sewer	Life Insurance Expense	(46)	(24)	(93)	(93)	(93)	(140)	(144)
5040	43750	781	520520	Water Fund	Water/Sewer	Life Insurance Expense	(535)	(394)	(419)	(419)	(419)	(400)	(412)
5040	41300	101	520521	Water Fund	Water/Sewer	Health Insurance Expense	(25,528)	(25,888)	(49,988)	(49,988)	(49,988)	(25,988)	(26,768)
5040	43730	101	520521	Water Fund	Water/Sewer	Health Insurance Expense	(8,460)	(6,480)	(46,917)	(46,917)	(46,917)	(33,531)	(34,537)
5040	43730	776	520521	Water Fund	Water/Sewer	Health Insurance Expense	(16,921)	(2,957)	(53,691)	(53,691)	(53,691)	(38,291)	(39,440)
5040	43730	777	520521	Water Fund	Water/Sewer	Health Insurance Expense	(47,885)	(60,686)	(78,068)	(78,068)	(78,068)	(63,443)	(65,346)
5040	43750	101	520521	Water Fund	Water/Sewer	Health Insurance Expense	(8,460)	(4,583)	(20,201)	(20,201)	(20,201)	(30,659)	(31,579)
5040	43750	781	520521	Water Fund	Water/Sewer	Health Insurance Expense	(97,922)	(74,934)	(78,068)	(78,068)	(78,068)	(63,443)	(65,346)

VILLAGE OF OAK PARK
FISCAL YEAR 2022 BUDGET
WATER & SEWER FUND

<u>Fund</u>	<u>Dept</u>	<u>Program</u>	<u>Account</u>	<u>Description</u>	<u>Department</u>	<u>Description</u>	<u>2019</u> <u>Actual</u>	<u>2020</u> <u>Actual</u>	<u>Original</u> <u>2021</u> <u>Budget</u>	<u>Amended</u> <u>2021</u> <u>Budget</u>	<u>Year</u> <u>End</u> <u>Estimate</u>	<u>2022</u> <u>Adopted</u> <u>Budget</u>	<u>2023</u> <u>Forecasted</u> <u>Budget</u>
5040	41300	101	520522	Water Fund	Water/Sewer	Social Security Expense	(5,709)	(6,154)	(12,655)	(12,655)	(12,655)	(6,821)	(7,026)
5040	43730	101	520522	Water Fund	Water/Sewer	Social Security Expense	(2,927)	(2,317)	(11,339)	(11,339)	(11,339)	(9,720)	(10,012)
5040	43730	776	520522	Water Fund	Water/Sewer	Social Security Expense	(9,947)	(6,659)	(14,277)	(14,277)	(14,277)	(13,723)	(14,135)
5040	43730	777	520522	Water Fund	Water/Sewer	Social Security Expense	(9,098)	(14,875)	(17,246)	(17,246)	(17,246)	(17,216)	(17,732)
5040	43750	101	520522	Water Fund	Water/Sewer	Social Security Expense	(2,221)	(1,534)	(5,871)	(5,871)	(5,871)	(8,073)	(8,315)
5040	43750	781	520522	Water Fund	Water/Sewer	Social Security Expense	(20,977)	(18,822)	(16,626)	(16,626)	(16,626)	(17,216)	(17,732)
5040	41300	101	520523	Water Fund	Water/Sewer	Medicare Expense	(1,335)	(1,439)	(2,856)	(2,856)	(2,856)	(1,595)	(1,643)
5040	43730	101	520523	Water Fund	Water/Sewer	Medicare Expense	(685)	(542)	(2,642)	(2,642)	(2,642)	(2,305)	(2,374)
5040	43730	776	520523	Water Fund	Water/Sewer	Medicare Expense	(2,326)	(1,557)	(3,339)	(3,339)	(3,339)	(3,209)	(3,305)
5040	43730	777	520523	Water Fund	Water/Sewer	Medicare Expense	(2,128)	(3,490)	(4,033)	(4,033)	(4,033)	(4,026)	(4,147)
5040	43750	101	520523	Water Fund	Water/Sewer	Medicare Expense	(519)	(359)	(1,373)	(1,373)	(1,373)	(1,888)	(1,945)
5040	43750	781	520523	Water Fund	Water/Sewer	Medicare Expense	(4,905)	(4,391)	(3,888)	(3,888)	(3,888)	(4,026)	(4,147)
5040	41300	101	520527	Water Fund	Water/Sewer	IMRF Contributions	(6,380)	(9,477)	(16,152)	(16,152)	(16,152)	(6,117)	(6,301)
5040	43730	101	520527	Water Fund	Water/Sewer	IMRF Contributions	(2,562)	(3,516)	(15,198)	(15,198)	(15,198)	(8,432)	(8,685)
5040	43730	776	520527	Water Fund	Water/Sewer	IMRF Contributions	(10,905)	(9,563)	(18,697)	(18,697)	(18,697)	(12,307)	(12,676)
5040	43730	777	520527	Water Fund	Water/Sewer	IMRF Contributions	(10,320)	(22,493)	(23,198)	(23,198)	(23,198)	(15,439)	(15,902)
5040	43750	101	520527	Water Fund	Water/Sewer	IMRF Contributions	(2,562)	(2,404)	(7,897)	(7,897)	(7,897)	(7,239)	(7,456)
5040	43750	781	520527	Water Fund	Water/Sewer	IMRF Contributions	(22,295)	(28,607)	(22,364)	(22,364)	(22,364)	(15,439)	(15,902)
SUB-TOTAL FRINGE BENEFITS							(329,492)	(317,597)	(528,180)	(528,180)	(528,180)	(411,704)	(424,055)
5040	43730	101	520528	Water Fund	Water/Sewer	Change in IMRF NPL	7,555	(17,552)	-	-	-	-	-
5040	43730	101	520900	Water Fund	Water/Sewer	Change in NPO	(1,042)	34,415	-	-	-	-	-
5040	43730	101	530650	Water Fund	Water/Sewer	Conferences Training	(8,675)	(3,681)	(7,000)	(7,000)	(7,000)	(13,000)	(13,390)
5040	43730	101	530658	Water Fund	Water/Sewer	Temporary Services	-	-	-	-	-	-	-
5040	41300	101	530660	Water Fund	Water/Sewer	General Contractuals	(19,016)	(17,936)	(24,000)	(24,000)	-	-	-
5040	43730	776	530660	Water Fund	Water/Sewer	General Contractuals	(36,425)	(40,941)	(49,500)	(49,500)	(50,500)	(53,500)	(55,105)
5040	43770	776	530660	Water Fund	Water/Sewer	General Contractuals	-	-	-	-	-	-	-
5040	43730	101	530667	Water Fund	Water/Sewer	External Support	(177,848)	(158,084)	(168,000)	(168,000)	(153,000)	(201,500)	(207,545)
5040	43750	101	530667	Water Fund	Water/Sewer	External Support	-	-	-	-	-	-	-
5040	43730	776	530667	Water Fund	Water/Sewer	External Support	(14,653)	(32,327)	(76,100)	(76,100)	(68,900)	(41,100)	(42,333)
5040	43730	777	530667	Water Fund	Water/Sewer	External Support	(197,869)	(209,672)	(339,000)	(389,000)	(290,335)	(351,500)	(362,045)
5040	43750	781	530667	Water Fund	Water/Sewer	External Support	(255,396)	(214,292)	(359,500)	(359,500)	(357,000)	(382,500)	(393,975)
5040	41300	101	530675	Water Fund	Water/Sewer	Bank Charges	(60,258)	(55,000)	(60,000)	(60,000)	(70,000)	(70,000)	(72,100)
5040	41999	776	540674	Water Fund	Water/Sewer	Property Repair	-	-	-	-	-	-	-
5040	43730	776	540674	Water Fund	Water/Sewer	Property Repair	(23,626)	(36,941)	(45,000)	(45,000)	(45,000)	(46,000)	(47,380)
5040	43730	101	540690	Water Fund	Water/Sewer	Telecommunication Charges	(1,651)	(1,078)	(2,300)	(2,300)	(2,300)	(2,500)	(2,575)
5040	43730	776	540690	Water Fund	Water/Sewer	Telecommunication Charges	(2,589)	(2,366)	(3,650)	(3,650)	(3,650)	(3,650)	(3,760)
5040	43730	777	540690	Water Fund	Water/Sewer	Telecommunication Charges	(2,485)	(2,595)	(3,000)	(3,000)	(3,000)	(3,000)	(3,090)
5040	43730	776	540692	Water Fund	Water/Sewer	Electricity	(105,000)	(138,270)	(110,000)	(110,000)	(125,000)	(130,000)	(133,900)

VILLAGE OF OAK PARK
 FISCAL YEAR 2022 BUDGET
 WATER & SEWER FUND

<u>Fund</u>	<u>Dept</u>	<u>Program</u>	<u>Account</u>	<u>Description</u>	<u>Department</u>	<u>Description</u>	<u>2019</u> <u>Actual</u>	<u>2020</u> <u>Actual</u>	<u>Original</u> <u>2021</u> <u>Budget</u>	<u>Amended</u> <u>2021</u> <u>Budget</u>	<u>Year</u> <u>End</u> <u>Estimate</u>	<u>2022</u> <u>Adopted</u> <u>Budget</u>	<u>2023</u> <u>Forecasted</u> <u>Budget</u>
5040	43730	776	540693	Water Fund	Water/Sewer	Natural Gas	(5,088)	(3,549)	(5,000)	(5,000)	(5,000)	(5,000)	(5,150)
5040	43730	776	560691	Water Fund	Water/Sewer	City Of Chicago Water Expense	(7,128,340)	(8,179,626)	(7,650,000)	(7,650,000)	(7,650,000)	(8,000,000)	(8,240,000)
SUB-TOTAL CONTRACTUAL SERVICES							(8,032,406)	(9,079,495)	(8,902,050)	(8,952,050)	(8,830,685)	(9,303,250)	(9,582,348)
5040	41300	101	550601	Water Fund	Water/Sewer	Printing	(579)	(351)	-	-	-	-	-
5040	41300	172	550601	Water Fund	Water/Sewer	Printing	-	-	-	-	-	-	-
5040	43730	101	550601	Water Fund	Water/Sewer	Printing	(1,784)	(744)	(2,500)	(2,500)	(2,500)	(2,500)	(2,575)
5040	43730	101	550602	Water Fund	Water/Sewer	Membership Dues	(3,996)	(4,059)	(4,400)	(4,400)	(4,079)	(2,500)	(2,575)
5040	41300	101	550603	Water Fund	Water/Sewer	Postage	(20,994)	(20,518)	(26,000)	(26,000)	-	-	-
5040	43730	101	550603	Water Fund	Water/Sewer	Postage	(126)	(102)	(400)	(400)	(400)	(400)	(412)
5040	43730	101	550632	Water Fund	Water/Sewer	Laundry Service	(1,630)	-	-	-	-	-	-
5040	43750	101	550632	Water Fund	Water/Sewer	Laundry Service	(1,976)	-	-	-	-	-	-
5040	43730	101	550652	Water Fund	Water/Sewer	Legal Postings and Doc. Fees	(231)	(300)	(1,000)	(1,000)	(1,000)	(1,000)	(1,030)
5040	41300	101	550663	Water Fund	Water/Sewer	Software License Updates	-	-	-	-	-	-	-
5040	43730	101	550671	Water Fund	Water/Sewer	Office Machine Service	(2,417)	(2,281)	(2,500)	(2,500)	(2,354)	(2,500)	(2,575)
5040	41300	101	560620	Water Fund	Water/Sewer	Office Supplies	-	-	-	-	-	-	-
5040	43730	101	560620	Water Fund	Water/Sewer	Office Supplies	-	-	(200)	(200)	(200)	(200)	(206)
5040	43750	101	560620	Water Fund	Water/Sewer	Office Supplies	-	-	(200)	(200)	(313)	(300)	(309)
5040	43730	101	560625	Water Fund	Water/Sewer	Clothing	(2,662)	(4,318)	(5,000)	(5,000)	(5,000)	(5,000)	(5,150)
5040	43750	101	560625	Water Fund	Water/Sewer	Clothing	(2,462)	(3,864)	(5,000)	(5,000)	(5,000)	(5,000)	(5,150)
5040	43730	776	560631	Water Fund	Water/Sewer	Operational Supplies	(23,155)	(23,628)	(30,000)	(30,000)	(30,000)	(30,000)	(30,900)
5040	43730	777	560631	Water Fund	Water/Sewer	Operational Supplies	(112,521)	(93,308)	(130,000)	(130,000)	(130,000)	(120,000)	(123,600)
5040	43730	778	560631	Water Fund	Water/Sewer	Operational Supplies	(1,499)	(431)	(2,500)	(2,500)	(2,500)	(2,500)	(2,575)
5040	43730	781	560631	Water Fund	Water/Sewer	Operational Supplies	(50)	-	-	-	-	-	-
5040	43750	781	560631	Water Fund	Water/Sewer	Operational Supplies	(8,714)	(1,909)	(25,000)	(20,000)	(25,000)	(15,000)	(15,450)
5040	43730	777	560633	Water Fund	Water/Sewer	Roadway Maintenance	(16,661)	(13,519)	(35,000)	(40,000)	(35,000)	(25,000)	(25,750)
5040	43730	781	560633	Water Fund	Water/Sewer	Roadway Maintenance	-	-	-	-	-	-	-
5040	43750	781	560633	Water Fund	Water/Sewer	Roadway Maintenance	(15,164)	(15,368)	(35,000)	(35,000)	(35,000)	(25,000)	(25,750)
SUB-TOTAL MATERIALS & SUPPLIES							(216,621)	(184,700)	(304,700)	(304,700)	(278,346)	(236,900)	(244,007)
5040	43730	776	570707	Water Fund	Water/Sewer	Capital Improvements	-	(804,755)	(570,000)	(582,117)	(71,367)	(855,000)	(695,000)
5040	43730	777	570707	Water Fund	Water/Sewer	Capital Improvements	(1,355,504)	(1,965,546)	(6,375,000)	(6,447,500)	(4,000,000)	(3,940,000)	(4,280,000)
5040	43730	781	570707	Water Fund	Water/Sewer	Capital Improvements	-	-	-	-	(125,000)	(1,950,000)	(1,200,000)
5040	43750	777	570707	Water Fund	Water/Sewer	Capital Improvements	-	-	-	-	-	(450,000)	(250,000)
5040	43750	781	570707	Water Fund	Water/Sewer	Capital Improvements	(1,892,084)	(2,189,759)	(4,786,000)	(4,798,937)	(3,797,776)	(2,197,500)	(450,000)
5040	41300	101	570711	Water Fund	Water/Sewer	Software	-	-	-	-	-	-	-
5040	43730	777	570711	Water Fund	Water/Sewer	Software	-	-	-	-	-	(55,000)	-
5040	43730	776	570710	Water Fund	Water/Sewer	Equipment	(7,873)	(5,699)	(10,000)	(10,000)	(10,000)	(15,000)	(10,000)
5040	43730	777	570710	Water Fund	Water/Sewer	Equipment	(7,107)	(2,485)	(7,500)	(7,500)	(7,500)	(7,500)	(7,500)
5040	43750	781	570710	Water Fund	Water/Sewer	Equipment	(6,771)	(199)	(7,500)	(7,500)	(7,500)	(7,500)	(7,500)
5040	43730	776	570720	Water Fund	Water/Sewer	Computer Equipment	-	-	-	-	-	-	-

VILLAGE OF OAK PARK
FISCAL YEAR 2022 BUDGET
WATER & SEWER FUND

<u>Fund</u>	<u>Dept</u>	<u>Program</u>	<u>Account</u>	<u>Description</u>	<u>Department</u>	<u>Description</u>	<u>2019</u> <u>Actual</u>	<u>2020</u> <u>Actual</u>	<u>Original</u> <u>2021</u> <u>Budget</u>	<u>Amended</u> <u>2021</u> <u>Budget</u>	<u>Year</u> <u>End</u> <u>Estimate</u>	<u>2022</u> <u>Adopted</u> <u>Budget</u>	<u>2023</u> <u>Forecasted</u> <u>Budget</u>
5040	43730	777	570720	Water Fund	Water/Sewer	Computer Equipment	-	-	-	(1,200)	(1,200)	-	-
5040	43750	781	570720	Water Fund	Water/Sewer	Computer Equipment	-	-	-	-	-	-	-
5040	43730	777	570740	Water Fund	Water/Sewer	Facilities Furnishings	-	-	-	-	-	-	-
5040	43730	777	570750	Water Fund	Water/Sewer	Vehicles	(49,961)	(72)	-	-	-	(50,000)	(295,000)
5040	43750	781	570750	Water Fund	Water/Sewer	Vehicles	(23,499)	-	-	-	-	-	(135,000)
5040	43730	101	580700	Water Fund	Water/Sewer	Bad Debt Expense	-	-	-	-	-	-	-
5040	41300	101	580898	Water Fund	Water/Sewer	Amortization	11,576	25,226	-	-	-	-	-
5040	41300	101	580899	Water Fund	Water/Sewer	Depreciation Expense	(1,639,424)	(1,704,345)	-	-	-	-	-
5040	41300	101	580999	Water Fund	Water/Sewer	Less Fixed Assets Capitalized	2,759,654	4,734,095	-	-	-	-	-
SUB-TOTAL CAPITAL OUTLAY							(2,210,993)	(1,913,539)	(11,756,000)	(11,854,754)	(8,020,343)	(9,527,500)	(7,330,000)
5040	41300	157	581802	Water Fund	Water/Sewer	2010C Bond Interest Expense	(39,330)	(21,750)	(11,251)	(11,251)	(11,251)	(7,677)	(3,926)
5040	41300	157	581801	Water Fund	Water/Sewer	2010C Bond Principal	-	-	(89,365)	(89,365)	(89,365)	(93,760)	(98,155)
5040	41300	159	581802	Water Fund	Water/Sewer	2011B Bond Interest Expense	(95,523)	(94,999)	(6,068)	(6,068)	(6,068)	-	-
5040	41300	159	581801	Water Fund	Water/Sewer	2011B Bond Principal	-	-	(388,360)	(388,360)	(388,360)	-	-
5040	41300	148	581802	Water Fund	Water/Sewer	2012A Bond Interest Expense	(26,035)	(21,027)	(18,075)	(18,075)	(18,075)	(13,400)	(11,423)
5040	41300	148	581801	Water Fund	Water/Sewer	2012A Bond Principal	-	-	(233,770)	(233,770)	(233,770)	(98,810)	(151,830)
5040	41300	142	530805	Water Fund	Water/Sewer	Bond Issuance Costs	-	(39,857)	-	-	-	-	-
5040	41300	142	581802	Water Fund	Water/Sewer	2020B Bond Interest	-	-	(79,732)	(79,732)	(79,732)	(92,053)	(58,984)
5040	41300	142	581801	Water Fund	Water/Sewer	2020B Bond Principal	-	-	-	-	-	(767,960)	(554,800)
SUB-TOTAL DEBT SERVICE							(160,888)	(177,633)	(826,621)	(826,621)	(826,621)	(1,073,660)	(879,118)
5040	41300	101	591826	Water Fund	Water/Sewer	Transfer To Sir Fund	(1,000,000)	(670,000)	(670,000)	(670,000)	(670,000)	(670,000)	(670,000)
SUB-TOTAL TRANSFERS							(1,000,000)	(670,000)	(670,000)	(670,000)	(670,000)	(670,000)	(670,000)
SUB-TOTAL EXPENDITURES							(12,818,599)	(13,196,505)	(24,238,387)	(24,434,241)	(20,405,011)	(22,458,887)	(20,402,477)
NET SURPLUS/(DEFICIT)							5,198,495	5,696,716	(5,620,667)	(5,816,521)	(3,607,011)	(4,589,887)	(2,043,477)
Beginning Audited Cash Balance 1/1/21												11,992,396	
2020 Projected Surplus (Deficit)												(3,607,011)	
Ending Projected Cash Balance 12/31/21												8,385,385	
Estimated Cash Balance 1/1/22												8,385,385	
2021 Budgeted Surplus (Deficit)												(4,589,887)	
Ending Estimated Cash Balance 12/31/22												3,795,498	
Estimated Cash Balance 1/1/23													3,795,498
2022 Budgeted Surplus (Deficit)													(2,043,477)
Ending Estimated Cash Balance 12/31/23													1,752,021

Internal Service Funds

The Villages Internal Service Fund (ISF) are used to track revenues and expenses that do not require legal separation from the General Fund but are budgeted and tracked independently for internal control, transparency, and accounting purposes. The following ISF are included under this section:

- Debt Service Fund
- Health Insurance Fund
- Self-Insured Retention Fund (SIRF)

The Self Insured Retention Fund is used to account for all expenses related to general liability and workers compensation case claim payments as well as related insurance premiums paid for stop loss coverage which is currently \$750,000. This Fund does not have its own dedicated revenue source and is funded by inter-fund transfers-in from other Village Funds.

The Health Insurance Fund is used to track and account for expenses related to the Village's health and life insurance benefits provided to eligible full time employees. Eligible employees receive a comprehensive health insurance benefit which includes either a PPO or HMO option chosen by each employee and a prescription drug benefit as well.

In addition, the Village provides eligible employees with a flat \$50,000 life insurance benefit at no cost and employees may purchase at their own expense additional coverage above this amount.

Finally, with a certain limited exception, dental insurance is available and offered to employees at an employee's own expense.

The largest expense in this Fund is related to health insurance coverage. The Village is self-insured and uses Blue Cross/Blue Shield to administer its plans. Actual health insurance claims are paid out of this fund and budgeted as expense while corresponding revenues are budgeted from Village contributions, employee payroll contributions, and pensioner/COBRA contributions.

The Debt Service Fund accounts for all principal and interest payments made on bond issues which are not dedicated to Special Revenue or Enterprise Funds. Detailed schedules by bond issue are provided within this budget document.

Debt Service Fund

Fund Summary:

The Debt Service Fund accounts for the general debt of the Village. Debt is also paid directly by the Village's Enterprise Funds if the proceeds were used for expenses in one of those Funds.

Annual Debt payments are primarily funded through a portion of the Village's property tax levy.

VILLAGE OF OAK PARK
FISCAL YEAR 2022 BUDGET
DEBT SERVICE FUND

Fund	Dept	Program	Account	Description	Department	Description	2019	2020	Original	Amended	Year	2022	2023
							Actual	Actual	2021	2021	End	Adopted	Forecasted
							Budget	Budget	Budget	Estimate	Budget	Budget	
4025	41300	101	411401	Debt Service Fund	Finance	Property Tax Levy	4,226,718	4,345,757	4,232,653	4,232,653	4,232,653	4,285,013	4,399,535
4025	41300	101	411414	Debt Service Fund	Finance	TIF Surplus Distribution	181,946	-	-	-	-	-	-
4025	41300	101	441462	Debt Service Fund	Finance	Miscellaneous Revenue	-	8,028	-	-	-	-	-
4025	41300	101	461490	Debt Service Fund	Finance	Interest Revenue	53,122	8,103	15,000	15,000	2,000	2,000	2,000
4025	41300	101	490479	Debt Service Fund	Finance	Intergovt Support Op Library	1,075,734	1,070,807	-	-	-	-	-
4025	41300	101	491401	Debt Service Fund	Finance	Transfer From General Fund	500,000	500,000	500,000	500,000	500,000	500,000	500,000
4025	41300	101	491455	Debt Service Fund	Finance	Transfer From Environmental Service Fd	280,000	280,000	350,000	350,000	350,000	350,000	350,000
4025	41300	Var	493800	Debt Service Fund	Finance	Bond Proceeds	-	12,204,960	-	-	-	-	-
4025	41300	Var	493802	Debt Service Fund	Finance	Premium on Bond Proceeds	-	300,714	-	-	-	-	-
SUB-TOTAL REVENUE							6,317,520	18,718,369	5,097,653	5,097,653	5,084,653	5,137,013	5,251,535
4025	41300	101	530804	Debt Service Fund	Finance	Bond Paying Agent Fees	(7,042)	(8,483)	(8,500)	(8,500)	(8,500)	(9,000)	(9,000)
4025	41300	185	581801	2007A Debt Service Fund	Finance	Bond Principal Payment	(125,000)	-	-	-	-	-	-
4025	41300	185	581802	2007A Debt Service Fund	Finance	Bond Interest Expense	(152,641)	-	-	-	-	-	-
4025	41300	158	581801	2011A Debt Service Fund	Finance	Bond Principal Payment	-	(680,000)	-	-	-	-	-
4025	41300	158	581802	2011A Debt Service Fund	Finance	Bond Interest Expense	-	(10,200)	-	-	-	-	-
4025	41300	159	581801	2011B Debt Service Fund	Finance	Bond Principal Payment	(12,480)	(12,480)	(276,640)	(276,640)	(276,640)	-	-
4025	41300	159	581802	2011B Debt Service Fund	Finance	Bond Interest Expense	(68,232)	(97,370)	(4,322)	(4,322)	(4,322)	-	-
4025	41300	148	581801	2012A Debt Service Fund	Finance	Bond Principal Payment	(834,900)	(557,865)	(736,230)	(736,230)	(736,230)	(311,190)	(478,170)
4025	41300	148	581802	2012A Debt Service Fund	Finance	Bond Interest Expense	(84,780)	(68,082)	(56,925)	(56,925)	(56,925)	(42,200)	(35,977)
4025	41300	160	581801	2015A Debt Service Fund	Finance	Bond Principal Payment	(935,000)	(1,070,000)	(625,000)	(625,000)	(625,000)	(530,000)	(980,000)
4025	41300	160	581802	2015A Debt Service Fund	Finance	Bond Interest Expense	(328,550)	(309,850)	(288,450)	(288,450)	(288,450)	(269,700)	(253,800)
4025	41300	154	581801	2015B Debt Service Fund	Finance	Bond Principal Payment	(430,000)	(450,000)	(240,000)	(240,000)	(240,000)	(250,000)	(260,000)
4025	41300	154	581802	2015B Debt Service Fund	Finance	Bond Interest Expense	(257,288)	(244,387)	(230,888)	(230,888)	(230,888)	(223,688)	(216,188)
4025	41300	145	581801	2016A Debt Service Fund	Finance	Bond Principal Payment	-	-	-	-	-	(175,000)	(185,000)
4025	41300	145	581802	2016A Debt Service Fund	Finance	Bond Interest Expense	(640,119)	(640,119)	(640,118)	(640,118)	(640,118)	(640,119)	(634,869)
4025	41300	147	581801	2016C Debt Service Fund	Finance	Bond Principal Payment	(2,845,000)	-	-	-	-	-	-
4025	41300	147	581802	2016C Debt Service Fund	Finance	Bond Interest Expense	(68,897)	-	-	-	-	-	-
4025	41300	139	581801	2016D Debt Service Fund	Finance	Bond Principal Payment	-	(750,000)	(25,000)	(25,000)	(25,000)	(800,000)	(800,000)
4025	41300	139	581802	2016D Debt Service Fund	Finance	Bond Interest Expense	(152,641)	(301,531)	(279,032)	(279,032)	(279,032)	(278,281)	(254,281)
4025	41300	150	530805	2017A Debt Service Fund	Finance	Bond Issuance Fees	-	-	-	-	-	-	-
4025	41300	150	581801	2017A Debt Service Fund	Finance	Bond Principal Payment	-	-	-	-	-	(680,000)	(320,000)
4025	41300	150	581802	2017A Debt Service Fund	Finance	Bond Interest Expense	(420,537)	(420,538)	(420,538)	(420,538)	(420,538)	(420,538)	(400,138)
4025	41300	165	581801	2017B Debt Service Fund	Finance	Bond Principal Payment	(295,000)	(195,000)	(495,000)	(495,000)	(495,000)	-	-
4025	41300	165	581802	2017B Debt Service Fund	Finance	Bond Interest Expense	(39,400)	(27,600)	(19,800)	(19,800)	(19,800)	-	-
4025	41300	166	581801	2017C Debt Service Fund	Finance	Bond Principal Payment	(905,000)	(945,000)	-	-	-	-	-
4025	41300	166	581802	2017C Debt Service Fund	Finance	Bond Interest Expense	(92,500)	(47,250)	-	-	-	-	-
4025	41300	141	581801	2020A Debt Service Fund	Finance	Bond Principal Payment	-	-	-	-	-	-	-
4025	41300	141	581802	2020A Debt Service Fund	Finance	Bond Interest Expense	-	-	(266,073)	(266,073)	(266,073)	(253,404)	(253,403)
4025	41300	141	530805	2020A Debt Service Fund	Finance	Bond Issuance Fees	-	(244,951)	-	-	-	-	-
4025	41300	142	581801	2020B Debt Service Fund	Finance	Bond Principal Payment	-	-	-	-	-	(547,040)	(395,200)
4025	41300	142	581802	2020B Debt Service Fund	Finance	Bond Interest Expense	-	-	(56,794)	(56,794)	(56,794)	(65,572)	(42,016)
4025	41300	142	530805	2020B Debt Service Fund	Finance	Bond Issuance Fees	-	(28,392)	-	-	-	-	-
4025	41300	142	591896	2020B Debt Service Fund	Finance	Payment to Escrow Agent	-	(1,732,331)	-	-	-	-	-
4025	41300	199	591812	Transfer to CIP Fund	Finance	Transfer to CIP Fund	-	(11,350,000)	-	-	-	-	-
SUB-TOTAL EXPENDITURES							(8,695,007)	(20,191,429)	(4,669,310)	(4,669,310)	(4,669,310)	(5,495,732)	(5,518,042)
NET SURPLUS/(DEFICIT)							(2,377,487)	(1,473,060)	428,343	428,343	415,343	(358,719)	(266,507)

Beginning Audited Fund Balance 1/1/21 243,178
2020 Projected Surplus (Deficit) 415,343
Ending Projected Fund Balance 12/31/21 658,521

Estimated Fund Balance 1/1/22 658,521
2021 Budgeted Surplus (Deficit) (358,719)
Ending Estimated Fund Balance 12/31/22 299,802

Estimated Fund Balance 1/1/23 299,802
2022 Budgeted Surplus (Deficit) (266,507)
Ending Estimated Fund Balance 12/31/23 33,295

HEALTH INSURANCE FUND

Fund Summary:

The Human Resources Department develops, supports, and administers an employee benefits program that is cost effective while also considered by employees as having value in terms of their total compensation from the Village. Specific benefits provided include:

- Health insurance in the form of two Blue Cross/Blue Shield PPOs and HMOs
- A prescription drug plan with a three-tier co-pay (\$10, \$30 and \$50)
- Village paid basic life and accidental death and dismemberment insurance
- Outsourced S-125 Plan administration for reimbursement of qualified expenses
- Reimbursement for qualified transportation expenses

The Human Resources Department relies on assistance from an insurance broker to provide the most cost-effective benefit plans and options to its employees.

VILLAGE OF OAK PARK
FISCAL YEAR 2022 BUDGET
HEALTH INSURANCE FUND

Fund	Dept	Program	Account	Description	Department	Description	2019	2020	Original	Amended	Year	2022	2023
							Actual	Actual	Budget	Budget	End	Adopted	Forecasted
6028	41080	101	440434	Health Insurance Fund	HR - Human Resources	Metlife Accident Prem WH	-	10,940	-	-	-	-	-
6028	41080	101	440435	Health Insurance Fund	HR - Human Resources	Metlife Critical Illness Prem WH	-	9,704	-	-	-	-	-
6028	41080	101	440436	Health Insurance Fund	HR - Human Resources	Metlife Hospital Prem WH	-	10,600	-	-	-	-	-
6028	41080	101	440437	Health Insurance Fund	HR - Human Resources	Metlaw Legal Prem WH	-	10,799	-	-	-	-	-
6028	41080	101	440440	Health Insurance Fund	HR - Human Resources	Health Ins Premiums Withheld	1,051,932	1,065,894	1,050,000	1,050,000	1,075,000	1,075,000	-
6028	41080	101	440441	Health Insurance Fund	HR - Human Resources	Life Insurance Premiums Withheld	64,291	74,211	70,000	70,000	70,000	-	-
6028	41080	101	440442	Health Insurance Fund	HR - Human Resources	Dental Insurance Premiums Withheld	213,339	216,732	215,000	215,000	215,000	-	-
6028	41080	101	440443	Health Insurance Fund	HR - Human Resources	Vision Insurance Premiums Withheld	39,142	39,204	40,000	40,000	40,000	-	-
6028	41080	101	440444	Health Insurance Fund	HR - Human Resources	AFLAC Premiums Withheld	1,496	-	-	-	-	-	-
6028	41080	101	440445	Health Insurance Fund	HR - Human Resources	Allied FSA Med Premiums Withheld	250,594	270,387	250,000	250,000	250,000	-	-
6028	41080	101	440446	Health Insurance Fund	HR - Human Resources	Allied FSA Dep Care Premiums Withheld	45,870	26,948	35,000	35,000	20,000	-	-
6028	41080	101	440464	Health Insurance Fund	HR - Human Resources	Employer Life Insurance Contribution	32,136	33,406	-	-	-	-	-
6028	41090	101	440466	Health Insurance Fund	HR - Human Resources	Pensioneer Premium Payments	1,005,611	945,293	1,200,000	1,200,000	1,200,000	1,200,000	1,260,000
6028	41090	101	440467	Health Insurance Fund	HR - Human Resources	Outside Agency Prem WH	-	30,617	-	-	-	-	-
6028	41080	101	440499	Health Insurance Fund	HR - Human Resources	Employer Contributions	5,081,286	4,090,807	5,857,858	5,857,858	5,400,000	5,400,000	5,670,000
6028	41090	101	441462	Health Insurance Fund	HR - Human Resources	Miscellaneous Revenue	-	270	1,000	1,000	1,000	1,000	1,050
SUB-TOTAL REVENUE							7,785,697	6,835,812	8,718,858	8,718,858	8,271,000	7,676,000	6,931,050
6028	41080	133	510501	Health Insurance Fund	HR - Human Resources	Regular Salaries	-	(86,717)	(98,369)	(102,369)	(102,369)	(104,389)	(107,521)
6028	41080	133	510503	Health Insurance Fund	HR - Human Resources	Overtime	-	-	(1,000)	(1,000)	(1,000)	(1,000)	(1,030)
6028	41080	133	520520	Health Insurance Fund	HR - Human Resources	Life Insurance Expense	-	(103)	(116)	(116)	(116)	(116)	(119)
6028	41080	133	520521	Health Insurance Fund	HR - Human Resources	Health Insurance Expense	-	(18,394)	(23,628)	(23,628)	(23,628)	(23,628)	(24,337)
6028	41080	133	520522	Health Insurance Fund	HR - Human Resources	Social Security Expense	-	(4,990)	(12,057)	(12,057)	(12,057)	(12,316)	(12,685)
6028	41080	133	520523	Health Insurance Fund	HR - Human Resources	Medicare Expense	-	(1,167)	(1,441)	(1,441)	(1,441)	(1,514)	(1,559)
6028	41080	133	520527	Health Insurance Fund	HR - Human Resources	IMRF Contributions	-	(7,626)	(8,204)	(8,204)	(8,204)	(5,804)	(5,978)
6028	41080	101	520674	Health Insurance Fund	HR - Human Resources	Metlife Accident	-	(9,918)	-	-	-	-	-
6028	41080	101	520675	Health Insurance Fund	HR - Human Resources	Metlife Critical Illness	-	(7,549)	-	-	-	-	-
6028	41080	101	520676	Health Insurance Fund	HR - Human Resources	Metlife Hospital	-	(9,260)	-	-	-	-	-
6028	41080	101	520677	Health Insurance Fund	HR - Human Resources	Metlaw Legal	-	(11,419)	-	-	-	-	-
6028	41080	101	520683	Health Insurance Fund	HR - Human Resources	Health Insurance Claims	(6,801,466)	(6,431,880)	(7,200,000)	(7,200,000)	(7,650,000)	(7,700,000)	(7,931,000)
6028	41080	101	520684	Health Insurance Fund	HR - Human Resources	Allied FSA Med Contributions Paid	(250,594)	(253,707)	(260,000)	(260,000)	(300,000)	-	-
6028	41080	101	520685	Health Insurance Fund	HR - Human Resources	Vision Insurance Premiums Paid	(48,697)	(46,417)	(40,000)	(40,000)	(55,000)	-	-
6028	41080	101	520686	Health Insurance Fund	HR - Human Resources	Aflac Premiums Paid	-	-	-	-	-	-	-
6028	41080	101	520687	Health Insurance Fund	HR - Human Resources	Life Insurance Premiums	(114,182)	(106,561)	(115,000)	(115,000)	(115,000)	(30,000)	(30,900)
6028	41090	101	520687	Health Insurance Fund	HR - Human Resources	Life Insurance Premiums	-	-	-	-	-	-	-
6028	41080	101	520688	Health Insurance Fund	HR - Human Resources	Dental Insurance Premiums	(261,632)	(150,559)	(215,000)	(215,000)	(215,000)	-	-
6028	41080	101	520689	Health Insurance Fund	HR - Human Resources	Allied FSA Dep Care Contributions Paid	(45,870)	(27,992)	(40,000)	(40,000)	(20,000)	-	-
6028	41080	101	530667	Health Insurance Fund	HR - Human Resources	External Support	(43,672)	(85,666)	(125,000)	(125,000)	(125,000)	(100,000)	(103,000)
SUB-TOTAL EXPENDITURES							(7,566,113)	(7,259,925)	(8,139,815)	(8,143,815)	(8,628,815)	(7,978,767)	(8,218,130)
NET SURPLUS/(DEFICIT)							219,584	(424,113)	579,043	575,043	(357,815)	(302,767)	(1,287,080)

Beginning Audited Fund Balance 1/1/21 2,932,154
2020 Projected Surplus (Deficit) (357,815)
Ending Projected Fund Balance 12/31/21 2,574,339

Estimated Fund Balance 1/1/22 2,574,339
2021 Budgeted Surplus (Deficit) (302,767)
Ending Estimated Fund Balance 12/31/22 2,271,572

Estimated Fund Balance 1/1/23 2,271,572
2022 Budgeted Surplus (Deficit) (1,287,080)
Ending Estimated Fund Balance 12/31/23 984,492

SELF-INSURED RETENTION FUND

Fund Summary:

The Self Insured Retention Fund exists to fund the payment of liability judgments and settlements, workers compensation settlements, payments, attorney fees and related costs necessary to the defense of those cases.

In recent years, staff has been reviewing various options as they pertain to how the Village insures itself. While maintaining a self-insured status of \$750,000, the Village Board is continually seeking alternatives such as joining an intergovernmental insurance pool in order to reduce costs.

VILLAGE OF OAK PARK
FISCAL YEAR 2022 BUDGET
LEGAL- SELF INSURED RETENTION FUND

Fund	Dept	Program	Account	Description	Department	Description	2019 Actual	2020 Actual	Original 2021 Budget	Amended 2021 Budget	Year End Estimate	2022 Adopted Budget	2023 Forecasted Budget
6026	41300	101	491401	Self Insured Retention Fund	LEGAL - SIRF	Transfer From General Fund	3,000,000	500,000	1,000,000	1,000,000	1,000,000	700,000	700,000
6026	41300	101	491440	Self Insured Retention Fund	LEGAL - SIRF	Transfer From Water Fund	1,000,000	670,000	670,000	670,000	670,000	670,000	670,000
6026	41300	101	491460	Self Insured Retention Fund	LEGAL - SIRF	Transfer From Parking Fund	1,000,000	300,000	300,000	300,000	300,000	300,000	300,000
SUB-TOTAL REVENUE							5,000,000	1,470,000	1,970,000	1,970,000	1,970,000	1,670,000	1,670,000
6026	41071	101	510501	Self Insured Retention Fund	LEGAL - SIRF	Regular Salaries	(62,444)	(43,729)	(67,247)	(69,847)	(69,847)	(69,526)	(71,612)
6026	41071	101	510503	Self Insured Retention Fund	LEGAL - SIRF	Overtime	(187)	-	-	-	-	-	-
6026	41071	101	520520	Self Insured Retention Fund	LEGAL - SIRF	Life Insurance Expense	(87)	(55)	(93)	(93)	(93)	(93)	(96)
6026	41071	101	520521	Self Insured Retention Fund	LEGAL - SIRF	Health Insurance Expense	(19,504)	(11,120)	(21,495)	(21,495)	(21,495)	(21,495)	(22,140)
6026	41071	101	520522	Self Insured Retention Fund	LEGAL - SIRF	Social Security Expense	(3,593)	(2,521)	(4,169)	(4,169)	(4,169)	(4,311)	(4,440)
6026	41071	101	520523	Self Insured Retention Fund	LEGAL - SIRF	Medicare Expense	(840)	(590)	(975)	(975)	(975)	(1,008)	(1,038)
6026	41071	101	520527	Self Insured Retention Fund	LEGAL - SIRF	IMRF Contributions	(4,056)	(3,775)	(5,608)	(5,608)	(5,608)	(3,866)	(3,982)
6026	41071	151	520678	Self Insured Retention Fund	LEGAL - SIRF	Workers Comp Claims	125,573	237,731	(400,000)	(400,000)	(400,000)	(400,000)	(412,000)
6026	41071	151	520679	Self Insured Retention Fund	LEGAL - SIRF	Workers Comp-TTD	(230,915)	(88,447)	(220,000)	(220,000)	(100,000)	(200,000)	(206,000)
6026	41071	151	520680	Self Insured Retention Fund	LEGAL - SIRF	Workers Comp-Other	(272,090)	(259,655)	(360,000)	(360,000)	(250,000)	(360,000)	(370,800)
6026	41071	101	530667	Self Insured Retention Fund	LEGAL - SIRF	External Support	(16,864)	(18,711)	(45,000)	(45,000)	(45,000)	(45,000)	(46,350)
6026	41071	101	530679	Self Insured Retention Fund	LEGAL - SIRF	Legal Fees Workers Comp	(36,529)	(35,720)	(55,000)	(55,000)	(55,000)	(55,000)	(56,650)
6026	41071	101	530680	Self Insured Retention Fund	LEGAL - SIRF	Legal Fees Liability Claims	(199,107)	(148,439)	(150,000)	(150,000)	(100,000)	(175,000)	(180,250)
6026	41071	101	550603	Self Insured Retention Fund	LEGAL - SIRF	Postage	-	-	(300)	(300)	(300)	(300)	(309)
6026	41071	101	550681	Self Insured Retention Fund	LEGAL - SIRF	Insurance Premiums	(316,955)	(355,753)	(435,000)	(435,000)	(435,000)	(650,000)	(669,500)
6026	41071	101	580679	Self Insured Retention Fund	LEGAL - SIRF	Liability Claims	617,770	(27,709)	(350,000)	(350,000)	(250,000)	(350,000)	(360,500)
SUB-TOTAL EXPENDITURES							(419,828)	(758,493)	(2,114,887)	(2,117,487)	(1,737,487)	(2,335,599)	(2,405,667)
NET SURPLUS/(DEFICIT)							4,580,172	711,507	(144,887)	(147,487)	232,513	(665,599)	(735,667)

Beginning Audited Fund Balance 1/1/21	720,319		
2020 Projected Surplus (Deficit)	232,513		
Ending Projected Fund Balance 12/31/21	952,832		
Estimated Fund Balance 1/1/22		952,832	
2021 Budgeted Surplus (Deficit)		(665,599)	
Ending Estimated Fund Balance 12/31/22		287,233	
Estimated Fund Balance 1/1/23			287,233
2022 Budgeted Surplus (Deficit)			(735,667)
Ending Estimated Fund Balance 12/31/23			(448,434)

Fiduciary Funds

Pursuant to State of Illinois Compiled Statutes (ILCS), the Village maintains an independent pension board for both the Police and Firefighters' Pensions. The function of these boards is to serve in a fiduciary manner and diligently invest pension assets according to the limitations provided within their respective pension code sections of the ILCS.

On an annual basis, the Village levies a fixed amount which is adopted with its General Fund levy in December of each year. Each pension fund then collects the distributions from its levy and may use the proceeds to either invest and/or pay pensioner benefits. Investments and expenses in the pension funds are not managed by Village staff but are rather handled by the elected or appointed members on each pension board. As such, the Village has limited control over the expenses and investment results in these funds.

The Village does at a minimum adopt the recommended levy based on an annual valuation performed by a qualified, credential, and independent actuary hired by the Village. The Village Board may levy an amount which equals the recommended actuarial amount or increase it at its discretion to reduce unfunded pension liabilities. At a pension board's discretion, it may too hire its own actuary to provide an actuarial valuation and recommend the annual Village levy amount as the employer contribution into the pension fund.

VILLAGE OF OAK PARK
FISCAL YEAR 2022 BUDGET
FIRE PENSION FUND

<u>Fund</u>	<u>Dept</u>	<u>Program</u>	<u>Account</u>	<u>Description</u>	<u>Department</u>	<u>Description</u>	<u>2019</u> <u>Actual</u>	<u>2020</u> <u>Actual</u>	<u>Original</u> <u>2021</u> <u>Budget</u>	<u>Amended</u> <u>2021</u> <u>Budget</u>	<u>Year</u> <u>End</u> <u>Estimate</u>	<u>2022</u> <u>Adopted</u> <u>Budget</u>	<u>2023</u> <u>Forecasted</u> <u>Budget</u>
7023	33000	101	411401	Fire Pension Fund	Fire	Property Tax Levy	5,411,662	5,498,679	6,138,212	6,138,212	6,138,212	6,512,755	6,708,138
7023	33000	101	440481	Fire Pension Fund	Fire	Pension Payroll Deductions	630,348	640,034	600,000	600,000	650,000	670,000	690,100
7023	33000	101	461490	Fire Pension Fund	Fire	Interest Revenue	1,163,184	1,149,935	1,500,000	1,500,000	1,200,000	1,500,000	1,545,000
7023	33000	101	461491	Fire Pension Fund	Fire	Net Change in FV of Invest	7,621,192	5,057,568	-	-	-	-	-
SUB-TOTAL REVENUE							14,826,386	12,346,216	8,238,212	8,238,212	7,988,212	8,682,755	8,943,238
7023	33000	101	510501	Fire Pension Fund	Fire	Regular Salaries	(6,754,227)	(7,089,644)	(7,431,450)	(7,431,450)	(7,300,000)	(7,520,000)	(7,745,600)
7023	33000	101	530660	Fire Pension Fund	Fire	General Contractuals	(60,119)	(69,649)	(80,000)	(80,000)	(80,000)	(85,000)	(87,550)
7023	33000	101	530671	Fire Pension Fund	Fire	Investment Management Fees	(108,349)	(107,611)	(95,000)	(95,000)	(95,000)	(100,000)	(103,000)
7023	33000	101	550603	Fire Pension Fund	Fire	Postage	(66)	(106)	-	-	-	-	-
SUB-TOTAL EXPENDITURES							(6,922,761)	(7,267,010)	(7,606,450)	(7,606,450)	(7,475,000)	(7,705,000)	(7,936,150)
NET SURPLUS/(DEFICIT)							7,903,625	5,079,206	631,762	631,762	513,212	977,755	1,007,088

Beginning Audited Fund Balance 1/1/21
2020 Projected Surplus (Deficit)
Ending Projected Fund Balance 12/31/21

60,722,635
513,212
61,235,847

Estimated Fund Balance 1/1/22
2021 Budgeted Surplus (Deficit)
Ending Estimated Fund Balance 12/31/22

61,235,847
977,755
62,213,602

Estimated Fund Balance 1/1/23
2022 Budgeted Surplus (Deficit)
Ending Estimated Fund Balance 12/31/23

62,213,602
1,007,088
63,220,690

VILLAGE OF OAK PARK
 FISCAL YEAR 2022 BUDGET
 POLICE PENSION FUND

<u>Fund</u>	<u>Dept</u>	<u>Program</u>	<u>Account</u>	<u>Description</u>	<u>Department</u>	<u>Description</u>	<u>2019</u> <u>Actual</u>	<u>2020</u> <u>Actual</u>	<u>Original</u> <u>2021</u> <u>Budget</u>	<u>Amended</u> <u>2021</u> <u>Budget</u>	<u>Year</u> <u>End</u> <u>Estimate</u>	<u>2022</u> <u>Adopted</u> <u>Budget</u>	<u>2023</u> <u>Forecasted</u> <u>Budget</u>
7022	34000	101	411401	Police Pension Fund	Police	Property Tax Levy	6,508,618	6,420,708	6,973,534	6,973,534	6,973,534	7,319,950	7,539,549
7022	34000	101	440481	Police Pension Fund	Police	Pension Payroll Deductions	1,130,598	1,085,430	1,100,000	1,100,000	1,250,000	1,250,000	1,287,500
7022	34000	101	461490	Police Pension Fund	Police	Interest Revenue	2,839,801	2,011,167	2,500,000	2,500,000	2,000,000	2,000,000	2,060,000
7022	34000	101	461491	Police Pension Fund	Police	Net Change in FV of Invest	14,211,213	11,605,186	-	-	-	-	-
SUB-TOTAL REVENUE							24,690,230	21,122,491	10,573,534	10,573,534	10,223,534	10,569,950	10,887,049
7022	34000	101	510501	Police Pension Fund	Police	Regular Salaries	(8,861,895)	(9,306,560)	(8,523,250)	(8,523,250)	(9,250,000)	(9,750,000)	(10,042,500)
7022	34000	101	530660	Police Pension Fund	Police	General Contractuals	(61,115)	(44,785)	(85,000)	(85,000)	(85,000)	(100,000)	(103,000)
7022	34000	101	530671	Police Pension Fund	Police	Investment Management Fees	(210,958)	(238,797)	(310,000)	(310,000)	(310,000)	(350,000)	(360,500)
7022	34000	101	550603	Police Pension Fund	Police	Postage	(795)	(795)	-	-	-	-	-
SUB-TOTAL EXPENDITURES							(9,134,763)	(9,590,937)	(8,918,250)	(8,918,250)	(9,645,000)	(10,200,000)	(10,506,000)
NET SURPLUS/(DEFICIT)							15,555,467	11,531,554	1,655,284	1,655,284	578,534	369,950	381,049

Beginning Audited Fund Balance 1/1/21	117,571,210
2020 Projected Surplus (Deficit)	578,534
Ending Projected Fund Balance 12/31/21	<u>118,149,744</u>

Estimated Fund Balance 1/1/22	118,149,744
2021 Budgeted Surplus (Deficit)	369,950
Ending Estimated Fund Balance 12/31/22	<u>118,519,694</u>

Estimated Fund Balance 1/1/23	118,519,694
2022 Budgeted Surplus (Deficit)	381,049
Ending Estimated Fund Balance 12/31/23	<u>118,900,743</u>

GLOSSARY OF TERMS

Accrual Basis: A basis of accounting in which transactions are recognized at the time they are incurred not necessarily at the time they are received. For example, a parking ticket issued (once in final determination) in December, it becomes a receivable to the Village under the accrual basis of accounting. This is different than the cash basis where all activity is recorded only when money changes hands.

Adopted Budget: The revenue and expenditure plan for the Village for the fiscal year, as reviewed and approved by the Village Board.

Appropriation: An authorization by the Village Board to expend monies and incur obligations for a specific purpose. The adopted budget is the Village's appropriation of fiscal resources for the specific fiscal year.

Assets: Property and equipment owned by the Village which has monetary value.

Audit: A review of the Village's accounts by an independent accounting firm to verify that the Village's financial statements accurately reflect the Village's financial position. In Oak Park's case, the Village also includes additional information that results in the document to be classified a Comprehensive Annual Financial Report.

Bond: A written promise to pay a specified sum of money, called the face value of principal amount, at a specified date or dates in the future, called the maturity date(s), together with periodic interest at a specified rate.

Budget: A financial plan consisting of an estimate of proposed expenditures and their purposes for a given period, and the proposed means of financing.

Budget Amendment: An adjustment made to the budget during the fiscal year, by the Village Board, to properly account for unanticipated changes in revenues and/or expenditures and for program initiatives occurring during the fiscal year.

Capital Improvement: A permanent major addition to the Village's real property assets, including the design, construction or purchase of land, buildings or facilities, or major renovations of same. These include installation of re-paved streets, storm drains, water and sewer lines, and other public facilities.

Capital Improvement Budget: A financial plan of proposed capital improvement projects and the means of financing them for a given period of time.

Capital Outlay: Expenditures relating to the purchase of equipment, facility modifications, land and other fixed assets.

Contingency: Funds set aside for unanticipated expenditure requirements, new programs, or to absorb unexpected revenue losses.

Debt Service: Payment of interest and principal on an obligation resulting from the issuance of bonds, notes or certificates of indebtedness. There are different types of debt instruments issued by the Village with the most common being General Obligation (GO) debt.

Also included is cash, assets, investments and accounts receivable against outstanding liabilities, such as accounts payable and outstanding contracts.

Deficit: (1) the excess of an entity's liabilities over its assets; (2) the excess of expenditures over revenues during a single accounting period (e.g., a fiscal year).

Department: A major unit of organization in the Village, comprised of sub-units named divisions. i.e. Police; Fire; Public Works

Division - A group of related tasks to provide a specific benefit to either the general public or the Village organization. A division is a sub-organizational unit of the department.

Encumbrance: Obligations in the form of purchase orders or contracts, which are to be met from an appropriation and for which a part of the appropriation is reserved so that a line-item is not overspent.

Enterprise Fund: A fund established to account for the total costs of those governmental facilities and services which are operated in a manner similar to private businesses. These programs are predominately self-supporting from user fees. i.e. Water; Sewer; Parking.

Equalized Assessed Valuation: The taxable value placed upon a property in the Village by the Cook County Assessor. The cumulative total of value is a basis for the calculation of the tax levy.

Expenditure: Amounts paid for all purposes, including expense provisions for retirement of debt and capital outlay.

Financial Plan: A major section of the budget which contains the statement of estimated expenditures, revenues and balances for each major fund.

Fiscal Year: A 12-month period of time to which the annual budget applies. For the Village of Oak Park, the fiscal year begins on January 1st and ends on December 31st.

Fixed Asset: A fixed asset is tangible in nature and has a useful life of more than one year. A fixed asset will be capitalized if it meets the previous criteria and has a value of \$10,000 or greater.

Fringe Benefits: Various non-wage compensations provided to [employees](#) in addition to their normal [wages](#) or [salaries](#) or paid on their behalf. For example, the employer paid portion of health insurance premiums, federal wage taxes, etc.

Full-Time Equivalent (FTE): A part-time position converted to the decimal equivalent of a full-time position, usually based on either 1,950 or 2,080 hours per year. A full-time position that is funded for the year is equal to 1.0 FTE.

Fund: A fiscal entity with revenues and expenditures which are segregated for the purpose of carrying out a specific purpose or activity.

Fund Balance: The fund equity of governmental funds and trust funds at a particular point of time, usually the end of a fiscal year. The Fund Balance is usually presented on a net accrual basis.

Generally Accepted Accounting Principles (GAAP): Uniform minimum standards for financial accounting and recording, encompassing the conventions, rules, and procedures that define accepted accounting principles.

General Fund: The Village's principal operating fund which is supported by taxes and fees which can be used for any legal government purpose. It accounts for resources devoted to financing the general services which the Village provides its citizens. In Oak Park, the General Fund funds a majority of Public Safety, Administration, Economic Development, Health and Public Works functions other than enterprise activities.

General Fund Full-Time Equivalents (FTE's): The positions that are 100% funded by the Village's General Fund

General Obligation (GO) Debt: Debt issued by the Village backed by the full-faith and credit of the government.

Grants: Contributions or gifts of cash or other assets from another governmental entity or organization to be used or expended for a specific purpose or activity. As policy, the Village tracks grants in individual funds for transparent reporting.

Infrastructure: The basic physical framework or foundation of the Village, referring to its buildings, roads, sidewalks, water system and sewer system.

Inter-fund Transfer: The transfer of asset revenue from one fund to another to either pay for that fund's proportionate share of expenses incurred or for some other corporate purpose.

Internal Service Fund: A fund used to account for the financing of goods and services provided by one department or fund to other departments or funds within the Village.

Modified Accrual Basis of Accounting: For all governmental funds and agency funds under which revenues are recorded when they become measurable and available. Expenditures are recorded when the liability is incurred, except for interest on general long-term obligations, which are recorded when due.

Non-Operating Budget: Costs that do not relate to any one department but represent costs of a general Village-wide nature, such as debt service and appropriated reserve.

Ordinance: A law set forth by a governmental authority; a municipal law established by the Village Board.

Operating Budget: Annual appropriation of funds for ongoing program costs, including personal services, fringe benefits, materials and supplies, capital outlay, and debt service.

Personal Services: Salary and wages of Village employees inclusive of overtime.

Performance Management: The M.A.P. program, as it is known in Oak Park, stands for Measure, Analyze, Perform and includes activities which ensure that organizational goals are consistently being met in an effective and efficient manner. Performance management can focus on the performance of an organization, a department, employee, or even the processes to build a product or service, as well as many other areas.

It is also known as a process by which organizations align their resources, systems and employees to strategic objectives and priorities.

Program Budget: Budget that presents all related expenditures associated with the completion of a particular function or process. i.e. Oak Park's budget reflects the expenditures (personnel, fringe benefits and associated costs for materials and supplies) in providing Police services for patrol and resident beat officers separately.

Property Tax: Revenue received by the Village that is collected by Cook County based on an established rate and then calculated against the equalized assessed valuation of property.

Recommended Budget: The Village Manager presents a recommended budget to the Board and Finance Committee each year. Once the Board has had opportunity to review and edit as it sees fit, the document evolves into the Adopted Budget.

Revenues: Sources of the Village's monetary resources, such as income from taxes, licenses, permits, fines and fees.

Resources: Total amounts available for appropriation during the fiscal year, including revenues, fund transfers and beginning fund balances.

Revenue Bonds: Bonds issued to construct capital facilities, repaid from revenue produced by the operation of those facilities. i.e. water rates assist in the payment of the debt service for the water revenue bonds the Village has issued in the past.

Special Service Area: A specially established district contained within the Village that is levied an additional special tax for the financing of improvements or services that benefit only the properties in that area. i.e. Special Service Area 6 funded additional streetscape improvements in the Oak Park/Eisenhower business district. Those property owners pay an additional tax for reimbursement to the Village for those improvements.

Tax Increment Finance (TIF) District: A Tax Increment Finance (TIF) District is a legally defined area that allows for the capture of property tax receipts above a base amount, usually the amount collected just before the district is created. This incremental property tax collected is then earmarked for economic development projects within the district.

Total Department Full Time Equivalent (FTE's): While many Village departments are solely funded with General Fund resources, a number of departments have staff members that are funded with non-General Fund resources. This summary identifies total number of department FTE's, by their supporting fund.

Turnover: Position turnover is an expenditure discount that reflects the difference between the Village's budgeted personnel costs and its anticipated cost savings from personnel events that occur throughout

the year. Personnel events that contribute to position turnover discount include resignations, retirements, terminations, etc. While the Village budgets for all costs related to salaries, benefits and anticipated merit increases, the Village historically experiences budgetary savings in these areas.

Unreserved Fund Balance: Unreserved fund balance represents the equation of assets less liabilities and any other commitments on a given date. It also represents the accumulation of revenues in excess of expenditures over time.

**Village of Oak Park
FY 2022 - List of Funds**

Fund Number	Fund Description	Fund Type
1001	General Fund	General Fund
1050	Travel, Training & Wellness	Special Revenue Fund
2012	Housing Fund	Special Revenue Fund
2014	Foreign Fire Insurance	Special Revenue Fund
2020	Community Development Loan	Special Revenue Fund
2021	State RICO	Special Revenue Fund
2024	Federal RICO	Special Revenue Fund
2027	Farmers Market	Special Revenue Fund
2038	Motor Fuel Tax	Special Revenue Fund
2072	Madison Street TIF	Special Revenue Fund
2077	Affordable Housing Fund	Special Revenue Fund
2078	American Rescue Plan Act	Special Revenue Fund
2079	Cook County Lead Hazard Grant	Special Revenue Fund
2080	Emergency Solutions Grant	Special Revenue Fund
2081	SSA#1	Special Revenue Fund
2082	Homeless Prevention Grant	Special Revenue Fund
2083	Community Dev Block Grant	Special Revenue Fund
2084	Home Fund	Special Revenue Fund
2085	Comm Dev Block Grant Recovery	Special Revenue Fund
2088	Section 108 Loan Fund	Special Revenue Fund
2090	SSA#7	Special Revenue Fund
2092	SSA#8	Special Revenue Fund
2098	Downtown TIF	Special Revenue Fund
2101	Dental Sealants 2015-16	Special Revenue Fund
2102	Dental Sealants 2016-17	Special Revenue Fund
2103	Dental Sealants 2014-15	Special Revenue Fund
2104	Medicare Claim - B	Special Revenue Fund
2105	CCDPH Mosq Prevent 2014	Special Revenue Fund
2106	Cook Cty West Nile 2105	Special Revenue Fund
2107	Cook Cty West Nile Virus 2016	Special Revenue Fund
2108	Cook County- West Nile Virus Grant	Special Revenue Fund
2109	Cook Cty West Nile Virus 2013	Special Revenue Fund
2110	Cities Readiness Init 2013-14	Special Revenue Fund
2111	Cities Readiness Init 2014-15	Special Revenue Fund
2112	Cities Readiness 2015-16	Special Revenue Fund
2113	Cities Readiness Init 2016-17	Special Revenue Fund
2114	IDPH- Cities Readiness Initiative	Special Revenue Fund
2115	CDBG Double Coupon 14-15	Special Revenue Fund
2116	FM Healthy Incentive 2016	Special Revenue Fund
2117	CDBG- Farmers Market Incentives	Special Revenue Fund
2118	Shawnash- Double Coupon	Special Revenue Fund

**Village of Oak Park
FY 2022 - List of Funds**

Fund Number	Fund Description	Fund Type
2119	Exp Station Link Up IL FY 2018	Special Revenue Fund
2120	FM Double Coupon - 2011	Special Revenue Fund
2122	Tanning Facilities - 2014-15	Special Revenue Fund
2124	IDPH- Body Art	Special Revenue Fund
2125	Tattoo Facility Inspec 14-15	Special Revenue Fund
2127	FM Double Coupon - 2012	Special Revenue Fund
2128	Risk Based Fund Init 2012-13	Special Revenue Fund
2129	FM Double Coupon 2013	Special Revenue Fund
2130	Family Case Mgmt 2013-14	Special Revenue Fund
2131	IDHS- Family Case Mgmt. FY 2018	Special Revenue Fund
2132	IDHS- Family Case Mgmt.	Special Revenue Fund
2133	Family Case Mgmt 2016-17	Special Revenue Fund
2134	IDHS- High Risk Infant Follow-Up	Special Revenue Fund
2135	Syphilis Grant	Special Revenue Fund
2136	PHIMC HIV 2014	Special Revenue Fund
2137	PHIMC - Region 8 HIV Prevention	Special Revenue Fund
2140	Heart Smart for Women Grant	Special Revenue Fund
2150	IDPH Tan Facil Inspect 2013-14	Special Revenue Fund
2153	Lead Settlements	Special Revenue Fund
2155	IDPH W Nile Mosq Vect 2014-15	Special Revenue Fund
2156	W Nile Virus Prevent 2015-16	Special Revenue Fund
2157	IDPH W Nile Prevent 16-17	Special Revenue Fund
2158	IDPH- Vector Surveillance & Control	Special Revenue Fund
2161	Lead Poisoning	Special Revenue Fund
2162	Lead Poisoning 2016-17	Special Revenue Fund
2163	IDPH-Lead Case Management	Special Revenue Fund
2164	Tanning Facilities 2012-13	Special Revenue Fund
2165	Lead Poisoning Case Managemt	Special Revenue Fund
2170	IDPH Local Hlth Protect 13-14	Special Revenue Fund
2171	Local Health Protect 2014-15	Special Revenue Fund
2172	Local Health Protect 2015-16	Special Revenue Fund
2173	Local Health Protect 2016-17	Special Revenue Fund
2174	IDPH- Local Health Protection	Special Revenue Fund
2175	IDPH - Medical Reserve Corps	Special Revenue Fund
2180	Pub Hlth Emerg Prep 2013-14	Special Revenue Fund
2181	Public Health Emrg 2014-15	Special Revenue Fund
2182	Pub Hlth Emrg Prep 2015-16	Special Revenue Fund
2183	Public Health Emerg 2016-17	Special Revenue Fund
2184	IDPH - Public Health Emergency Preparedness	Special Revenue Fund
2185	Teen Preg Prevent 2013-14	Special Revenue Fund
2186	Teen Preg Prevent 2014-15	Special Revenue Fund

**Village of Oak Park
FY 2022 - List of Funds**

Fund Number	Fund Description	Fund Type
2187	Teen Preg Prevent 2015-16	Special Revenue Fund
2188	Teen Preg Prevent 2016-17	Special Revenue Fund
2189	Teen Preg Prevent 2012-13	Special Revenue Fund
2190	IL Tobacco Free 2013-14	Special Revenue Fund
2191	IL Tobacco Free 2014-15	Special Revenue Fund
2192	IL Tobacco Free 2015-16	Special Revenue Fund
2193	IDPH Tobacco Free 2016-17	Special Revenue Fund
2194	IDPH - Illinois Tobacco-Free Communities	Special Revenue Fund
2195	Vision and Hearing Grant	Special Revenue Fund
2196	Medicaid Part-B	Special Revenue Fund
2197	PH Prep against Ebola 15-16	Special Revenue Fund
2198	IDPH - Body Art FY 18	Special Revenue Fund
2200	Bullet Proof Vest Grant	Special Revenue Fund
2220	Tobacco Enforcement Program	Special Revenue Fund
2240	DUI Enforcement Cook Cty	Special Revenue Fund
2310	Sustainability Fund	Special Revenue Fund
3012	Building Improvement Fund	Capital Projects Fund
3029	Equipment Replacement Fund	Capital Projects Fund
3032	Fleet Replacement Fund	Capital Projects Fund
3095	General Improvement Fund	Capital Projects Fund
4025	Debt Service Fund	Internal Service Fund
5040	Water/Sewer Fund	Enterprise Fund
5055	Environmental Services Fund	Enterprise Fund
5056	Keep Oak Park Beautiful	Special Revenue Fund
5057	Earth Fest	Special Revenue Fund
5060	Parking Fund	Enterprise Fund
6026	Self Insured Retention Fund	Internal Service Fund
6028	Health Insurance Fund	Internal Service Fund
7022	Police Pension Fund	Agency Fund
7023	Firefighters' Pension Fund	Agency Fund

**Village of Oak Park
FY 2022 - List of Departments**

Department Number	Department Description	Function / Program
41010.101	BOARD OF TRUST: BASEPRG	
41020.101	VMO: BASEPRG	
41030.101	ADJUDICATION: BASEPRG	
41040.101	IT: BASEPRG	
41070.101	LEGAL - LAW: BASEPRG	
41071.101	LEGAL - RISK MGMT: BASEPRG	
41080.101	HR: BASEPRG	
41080.133	HR: BENADMIN	Benefits Administration
41080.134	HR: EMPLOYMENT	
41100.101	VCO: BASEPRG	
41110.101	COMM: BASEPRG	
41110.111	COMM:	ADVERTISING
41300.101	FINANCE: BASEPRG	
41300.127	FINANCE: SPECEVNT	
41300.171	FINANCE: ACCTSERV	
42400.101	POL: BASEPRG	
42400.127	POL: SPECEVNT	
42400.412	POL: FIELDSVCS	
42400.413	POL: D200	
42400.421	POL: SUPPORTSRV	
42460.408	POL - FIELD SRV: PEO	
42500.101	FIRE - ADMIN: BASEPRG	
42510.101	FIRE - OPER: BASEPRG	
42520.101	FIRE - EMS: BASEPRG	
42530.101	FIRE - PREV & INVEST: BASEPRG	
42540.101	FIRE - TRAIN & PUB ED: BASEPRG	
43700.101	DPW - ENG: BASEPRG	
43700.721	DPW - ENG: CIP	
43700.722	DPW - ENG: RECORDS	
43700.723	DPW - ENG: TRAFFICENG	
43700.777	DPW - ENG: WaterDist	
43710.101	DPW - ADMIN: BASEPRG	
43710.710	DPW - ADMIN: SafetyPro	
43720.101	DPW - ST LIGHT: BASEPRG	
43720.751	DPW - ST LIGHT: LIGHTS	
43720.752	DPW - ST LIGHT: SIGNALS	
43720.753	DPW - ST LIGHT: LOCATES	Julie Locates Sevices
43740.101	DPW - ST SRV: BASEPRG	
43740.127	DPW - ST SRV: SPECEVNT	
43740.761	DPW - ST SRV: PAVMANG	
43740.764	DPW - ST SRV: LEAF	

**Village of Oak Park
FY 2022 - List of Departments**

Department Number	Department Description	Function / Program
43740.765	DPW - ST SRV: SNOW	
43740.766	DPW - ST SRV: PARKINGLTS	Parking Lots Maint Program
43770.122	PARK SRV: VEHLISC	
43780.101	DPW - CAP PROJ: BASEPRG	
43790.101	DPW - BD MAINT: BASEPRG	
43790.711	DPW - BD MAINT: VHALL	
43790.712	DPW - BD MAINT: DOLE	
43790.713	DPW - BD MAINT: PUBWORK	
43790.714	DPW - BD MAINT: FIREDEPT	
43790.717	DPW - BD MAINT: INTERMODAL	
43800.101	DPW - FOREST: BASEPRG	
43800.741	DPW - FOREST: TREECARE	
43800.742	DPW - FOREST: LANDSCAPE	
43900.101	DPW - FLEET OPER: BASEPRG	
43900.731	DPW - FLEET OPER: FIREVMAN	
43900.732	DPW - FLEET OPER: POLVEHMAIN	
43900.733	DPW - FLEET OPER: PUBWRKVEH	
43900.734	DPW - FLEET OPER: OTHVENMAIN	
44550.101	HEALTH - SRV: BASEPRG	
44550.612	HEALTH - SRV: ENVIRN	
44550.613	HEALTH - SRV: COMHEALTH	
44550.615	HEALTH - SRV: ANIMALCONT	
44550.655	HEALTH - SRV: BEEKEEP	Beekeeping
46202.101	DCS - PLAN DIV: BASEPRG	
46205.101	DCS - BUS SRV: BASEPRG	
46205.233	DCS - BUS SRV: OPAAC	
46206.101	DCS - NEIG SRV: BASEPRG	
46206.230	DCS - NEIG SRV: OPHousing	
46206.240	DCS - NEIG SRV: OPHOUSING	
46206.280	DCS - NEIG SRV: OPRC	
46206.300	DCS - NEIG SRV: MultiFamIl	
46206.357	DCS - NEIG SRV: Single 08	Single Housing Rehab Loan 08
46206.601	DCS - NEIG SRV: PROSTAN	
46250.101	DCS - PMT PROC: BASEPRG	
46250.602	DCS - PMT PROC: BLDINSP	
46260.101	DCS ADMIN: BASEPRG	
46260.231	DCS ADMIN: VISITOP	
46260.232	DCS ADMIN: OPEDC	
46300.101	COMM REL: BASEPRG	
46300.127	COMM REL: SPECEVNT	
41300.148	FINANCE: 2012ABOND	

**Village of Oak Park
FY 2022 - List of Departments**

Department Number	Department Description	Function / Program
41300.157	FINANCE: 2010 C	
41300.159	FINANCE: 2011B	
41999.776	GENERAL: WaterSup	
43730.101	DPW - WAT: BASEPRG	
43730.776	DPW - WAT: WaterSup	
43730.777	DPW - WAT: WaterDist	
43730.778	DPW - WAT: WaterSer	
43750.101	DPW - SEW: BASEPRG	
43750.781	DPW - SEW: SewerCol	
43760.101	DPW - ENVIR SRV: BASEPRG	
43760.764	DPW - ENVIR SRV: LEAF	
43760.796	DPW - ENVIR SRV: KEEPVOP	
43760.797	DPW - ENVIR SRV: SolWasEnf	
41300.140	FINANCE: 2016E	
41300.793	FINANCE: PARKINGPER	Parking Permit Office
43770.101	PARK SRV: BASEPRG	
43770.127	PARK SRV: SPECEVNT	
43770.783	PARK SRV: OPRFGARG	
43770.784	PARK SRV: AVENEGAR	
43770.785	PARK SRV: LAKEST	
43770.786	PARK SRV: StreetPrk	
43770.787	PARK SRV: LOTS	Lots_Off Street Parking
43770.788	PARK SRV: HolleyCt	
43770.793	PARK SRV: PARKINGPER	

Village of Oak Park
General Fund Revenue Accounts

**Note: Not all revenue accounts are active for FY 22*

440476	100% Sales Inspection Revenue
442460	Alarm Fees
440458	Ambulance Charges
422429	Animal Licenses
440496	Arrest Warrant Reimburse Reven
422431	Beekeeping
422425	Building Permits
422436	Building Permits Penalties
422437	Building Plan Reviews
421426	Business Licenses
441431	Cable TV Franchise Fee
441447	Cashier Difference
440490	Charges for Repairs Parts
421429	Chauffeur License Revenue
445456	Condo Inspection Fees
440475	Construction Inspection Fee
441451	Copy Fees
451110	Court Fines
440495	Crossing Guard Reimbursement
440480	CTA Reimbursement
434463	Drug Enforcement Agency Reimb
451111	DUI COURT FINES
416482	E911 Surcharge
416406	Electric Utility Tax
441455	Elevator Inspection Fees
445459	Environmental Services - VOP
414410	Exempt Real Estate Transaction
441472	False Alarm Revenue
440482	Fire CPR Classes Fees
411404	Fire Pension Levy
431420	Flue Shot Medicare Reimb.
445451	Food Service Mgmt Course Fees
462476	Gain/Loss on Sale of Property
431425	Grant or Loan Application Fees
431400	Grant Revenue
414412	Hotel Motel Tax
441481	IMET RECOVERY
461490	Interest Revenue
421427	Liquor Licenses
414413	Liquor Tax
461450	Loan Interest
441463	MFT Tax Refund
441462	Miscellaneous Revenue
421428	Multi Family Dwelling License
416407	Natural Gas Tax
414425	Natural Gas Use Tax
451446	Non-Compliance Fines
440493	OPRFHS Event Reimbursement
451441	Parking Fines
435410	Personal Prop Replacement Tax
440497	Police Evidence Revenue
411403	Police Pension Levy
441470	Police Reports

Village of Oak Park
General Fund Revenue Accounts

**Note: Not all revenue accounts are active for FY 22*

445452	Pound Other Fees
411401	Property Tax Levy
434462	RCFL OT Reimbursement
414409	Real Estate Transfer Tax
441475	Recovered Damages
440492	Reimbursement of Expenses
462477	Rental of Property
421424	Residential Rental License
413405	Retailers' Occupation Tax Rev
440488	Sale of Liquid Gas
440494	School Resource Police Officer
441464	Scrap Revenue
441467	Special Events Application Fee
441465	Special Events Revenue
434451	State Aid Route Maintenance
435407	State Income Tax Revenue
441456	Street Opening Fees
422428	Street Permits
441471	Subpoena Fees
416408	Telecommunication Tax Rev
411414	Tif Surplus Distribution
413408	Traffic Signal Maintenance Rev
491438	Trans Fr Motor Fuel Tax Fund
491495	Transfer From CIP Fund
491499	Transfer From Other Funds
491440	Transfer From Water Fund
440483	Tree Removal Revenue
413404	Use Tax Revenue
441459	Vacant Bldg Inspection Revenue
441458	Vacant Bldg Registration Reven
418408	Vehicle Tax
422426	Zoning Variance Application
530668	ADP Payroll Services
560639	Advertising
570132	Animal Control Facility
530670	Audit Service Fees
530642	Background Check
580700	Bad Debt Expense
530675	Bank Charges
560642	Basketball Camp Expenses
530662	Boards Commissions Support
550606	Books & Subscriptions
560627	Building Materials
560623	Cleaning Supplies
530666	Closing Fees
560625	Clothing
530654	Collection Agency Expense
510515	Comp Time
510509	Comp Time Payout
570720	Computer Equipment
540698	Computer Supplies
530650	Conferences Training

Village of Oak Park
General Fund Revenue Accounts

**Note: Not all revenue accounts are active for FY 22*

530655	Consultant Fees
560690	Contingency
550694	Contractual Disposal Costs
550697	Contractual Towing & Plowing
510514	Court Time
510508	CTA Patrol Pay
520526	Dental Insurance Expense
540692	Electricity
540660	Emergency Services (bps)
560652	Employee Physicals
560651	Employees Awards Recognition
510506	Equip Allow (Auto,Phone,Tools)
570710	Equipment
560670	Equipment Rental
530667	External Support
510516	FD 7G Pay
520525	Fire Pension Contributions
550604	Freight & Shipping Expense
560636	Fuel
530660	General Contractuals
520999	Grant Admin. - Benefits
510999	Grant Admin. - Salaries
540699	Hardware Maintenance
520521	Health Insurance Expense
520515	Health Insurance Opt Out
510521	Holiday Pay
585612	Housing Rehab Property Grants
520527	IMRF Contributions
530651	Incentives
560628	Lab Supplies
550632	Laundry Service
540659	Lease Payments
530657	Legal Fees
550652	Legal Postings and Doc. Fees
520520	Life Insurance Expense
581808	Loan Interest Expense
581807	Loan Principal
582100	Loss on Investments
560644	Lubricants
530678	Medical Fees
520523	Medicare Expense
591256	Meeting Expenses
550602	Membership Dues
510502	Merit Incentives
550656	Miscellaneous Expense
540693	Natural Gas
570725	Office Equipment
550671	Office Machine Service
560620	Office Supplies
585652	Operating Subsidies
550689	Operational Mainten Support
560631	Operational Supplies
510503	Overtime

Village of Oak Park
General Fund Revenue Accounts

**Note: Not all revenue accounts are active for FY 22*

560617	Paper Supply
510522	Payroll Exp Turnover Savings
570662	Police Equipment
520524	Police Pension Contributions
550603	Postage
530646	Pre-Employment Testing
550601	Printing
540674	Property Repair
550666	Public Information Promotions
560730	Reference Material
510501	Regular Salaries
560655	Reimbursements
585616	Relocation Expenses
550673	Repairs
585651	Retail Rehab Grant Programs
560633	Roadway Maintenance
530649	Sales Tax Rebate
510518	Seasonal Employees
510510	Sick Time Payout
560634	Sign Replacement
520532	SLEP Contributions
560630	Small Tools
520522	Social Security Expense
570711	Software
550663	Software License Updates
560638	Special Events
540690	Telecommunication Charges
550672	Telephone Maintenance
530658	Temporary Services
560616	Toner Cartridges
530687	Township Interventionist Prg
530652	Training Services
591895	Transfer To Cip Fund
591825	Transfer To Debt Service Fund
591833	Transfer To E911 Fund
591860	Transfer To Parking
591826	Transfer To Sir Fund
550605	Travel & Mileage Reimbursement
520505	Tuition Reimbursement
520668	Unempl Ins Payments
510519	Vacation Time Payout
560637	Vehicle Equipment Parts
560650	Volunteer Recog Recruitment
540691	Water Charges
530681	WSCDC Contract

VILLAGE OF OAK PARK, ILLINOIS

ASSESSED VALUE AND ACTUAL VALUE OF TAXABLE PROPERTY

Last Ten Levy Years

Levy Year	Residential Property	Commercial Property	Industrial Property	Railroad Property	Less: Tax-Exempt Property	Total Taxable Assessed Value	Total Direct Tax Rate	Estimated Actual Taxable Value	Estimated Actual Taxable Value
2010	1,625,220,687	176,379,919	48,563,359	485,843	-	1,850,649,808	1.189	5,551,949,424	33.333%
2011	1,383,444,292	158,040,103	54,880,906	538,498	-	1,596,903,799	1.422	4,790,711,397	33.333%
2012	1,268,623,126	152,355,629	48,602,242	581,655	-	1,470,162,652	1.563	4,410,487,956	33.333%
2013	1,177,616,951	147,197,290	43,727,696	674,123	-	1,369,216,060	1.799	4,107,648,180	33.333%
2014	1,245,449,945	130,674,617	6,194,369	686,942	-	1,383,005,873	1.841	4,149,017,619	33.333%
2015	1,199,866,188	127,872,693	5,900,388	802,244	-	1,334,441,513	2.062	4,003,324,539	33.333%
2016	1,246,938,421	132,519,945	6,391,541	803,610	-	1,386,653,517	2.257	4,159,960,551	33.333%
2017	1,500,233,150	148,386,046	6,349,852	807,105	-	1,655,776,153	1.996	4,967,328,459	33.333%
2018	1,437,736,326	147,481,387	6,425,790	862,773	-	1,592,506,276	2.137	4,777,518,828	33.333%
2019	1,473,432,236	211,679,487	6,395,649	964,045	-	1,692,471,417	2.137	5,077,414,251	33.333%
<u>Data Source</u>									
Office of the County Clerk									
Note : Property in the Village is reassessed each year. Property is assessed at 33% of actual value.									

**OAK PARK TOWNSHIP, ILLINOIS
PRINCIPAL EMPLOYERS**

2020			
Employer	Employees	Rank	Percentage of Oak Park population
West Suburban Hospital Medical Center	1,000	1	1.92%
Rush Oak Park Hospital	816	2	1.57%
School District 97	600	3	1.15%
School District 200	420	4	0.81%
Village of Oak Park	369	5	0.71%
Brightstar Care	150	6	0.29%
Aria Group Architects	125	7	0.24%
Citizens RX	100	8	0.19%
Baird & Warner	90	9	0.17%
Focuscope Inc	80	10	0.15%
Total	3,750		7.20%

N/A - Information not available

Source:

VILLAGE OF OAK PARK, ILLINOIS

PRINCIPAL PROPERTY TAX PAYERS

Taxpayer	Tax Year 2019		
	Equalized Assessed Value	Rank	Percentage of Total Assessed Valuation
MacNeal Hospital	13,989,075	1	0.83%
Greenplan Property Management, Inc.	11,576,517	2	0.68%
HTA Rush LLC	11,495,085	3	0.68%
MCREF Oak Park LLC	9,880,793	4	0.58%
LMV Oak Park REIT Trust	8,668,667	5	0.51%
Ryan LLC	6,286,053	6	0.37%
JD Real Estate	5,340,811	7	0.32%
Shaker and Assoc.	5,313,263	8	0.31%
Oak Park Place Apartments	5,310,488	9	0.31%
SDOP Corp.	4,879,257	10	0.29%
	<u>82,740,009</u>		<u>4.89%</u>

NOTE:

Every effort has been made to seek out and report the largest taxpayers. However, many of the taxpayers contain multiple parcels, and it is possible that some parcels and their valuations have been overlooked.

Data Source

Office of the County Clerk

Village of Oak Park Pension Funding Summary

Qualifying Village employees participate in one of the following three pension plans, depending on the position:

- 1) Illinois Municipal Retirement Fund (IMRF)
- 2) Police Pension
- 3) Firefighters' Pension

All three plans are governed under the Illinois Compiled Statutes. Both the Police and Firefighters' pensions are considered single -employer plans, while IMRF is structured as an agent multiple-employer plan. The single employer plans for eligible sworn public safety employees are independently managed by Village's Police and Fire Pension Plan Boards while IMRF is managed by a separate organization not connected to the Village.

Employee contributions based on eligible (pensionable) compensation into each plan are fixed by State statute and summarized as follows:

- | | |
|-----------|--------|
| 1) IMRF | 4.500% |
| 2) Police | 9.910% |
| 3) Fire | 9.455% |

IMRF determines the employer contributions on an annual basis and for 2021 it is 8.34% compared to 8.81% in the previous year. The Village contributions for the public safety pensions are determined by an independent actuarial valuation and the Village typically levies the recommended actuarial amount which is then directly distributed to each

Pension plan funding ratios for last five years are summarized below:

Pension Plan	Actuarial Value Assets	Actuarial Accrued Liability	Funded Ratio	
Police 12/31/11	69,560,813	116,975,968	59.5%	
Police 12/31/12	75,288,859	123,975,581	60.7%	
Police 12/31/13	83,892,130	128,124,811	65.5%	
Police 12/31/14	86,522,448	142,947,184	60.5%	
Police 12/31/15	83,943,327	162,508,238	51.7%	Revised certain actuarial assumptions
Police 12/31/16	87,170,556	170,932,110	51.0%	
Police 12/31/17	93,085,023	166,524,424	55.9%	
Police 12/31/18	97,275,217	172,661,768	56.3%	
Police 12/31/19	102,926,056	182,286,253	56.5%	
Police 12/31/20	110,276,662	191,677,584	57.5%	
Fire 12/31/11	37,041,712	84,791,947	43.7%	
Fire 12/31/12	39,662,677	84,464,421	47.0%	
Fire 12/31/13	44,183,874	87,446,877	50.5%	
Fire 12/31/14	44,972,995	94,816,133	47.4%	
Fire 12/31/15	43,203,943	117,346,591	36.8%	Revised certain actuarial assumptions
Fire 12/31/16	44,737,034	120,693,799	37.1%	
Fire 12/31/17	49,315,309	116,711,863	42.3%	
Fire 12/31/18	51,104,966	120,453,714	42.4%	
Fire 12/31/19	53,608,689	126,936,016	42.2%	
Fire 12/31/20	57,437,797	132,803,381	43.3%	
IMRF 12/31/11	26,299,225	38,703,437	68.0%	
IMRF 12/31/12	29,362,674	40,030,007	73.4%	
IMRF 12/31/13	34,033,110	41,482,935	82.0%	
IMRF 12/31/14	35,497,000	43,441,476	81.7%	
IMRF 12/31/15	100,040,158	102,713,459	97.4%	Asset/liability increase due to a GASB change in reporting
IMRF 12/31/16	97,255,320	105,752,682	92.0%	
IMRF 12/31/17	101,142,960	108,216,892	93.5%	
IMRF 12/31/18	113,227,160	107,650,861	105.2%	
IMRF 12/31/19	104,219,483	114,349,882	91.1%	
IMRF 12/31/20	119,080,554	117,924,674	101.0%	

VILLAGE BOND RATING HISTORY

VILLAGE BOND RATING HISTORY							
	Reference Key:	Moody's			Reference Key:	S&P	
	Aaa	Prime			AAA	Prime	
	Aa1	High Grade			AA+	High Grade	
	Aa2	High Grade			AA	High Grade	← Most Recent Rating
	Aa3	High Grade			AA-	High Grade	
	A1	Upper Medium Grade	← Most Recent Rating		A+	Upper Medium Grade	
	A2	Upper Medium Grade			A	Upper Medium Grade	
	A3	Upper Medium Grade			A-	Upper Medium Grade	
	Baa1	Lower Medium Grade			BBB+	Lower Medium Grade	
	Baa2	Lower Medium Grade			BBB	Lower Medium Grade	
	Baa3	Lower Medium Grade			BBB-	Lower Medium Grade	
	Ba1	Non-Investment Grade/Speculative			BB+	Non-Investment Grade/Speculative	
	Ba2	Non-Investment Grade/Speculative			BB	Non-Investment Grade/Speculative	
	Ba3	Non-Investment Grade/Speculative			BB-	Non-Investment Grade/Speculative	
	B1	Highly Speculative			B+	Highly Speculative	
	B2	Highly Speculative			B	Highly Speculative	
	B3	Highly Speculative			B-	Highly Speculative	
	Caa1	Substantial Risks			CCC+	Substantial Risks	
	Caa2	Extremely Speculative			CCC	Extremely Speculative	
	Caa3	Default Imminent			CCC-	Default Imminent	
	Ca	Default Imminent			CC	Default Imminent	
	C	In Default			C	Default Imminent	
					D	In Default	
HISTORY OF UPGRADES/DOWNGRADES							
	<u>Year</u>	<u>Moody's Rating</u>	<u>Note</u>		<u>Year</u>	<u>S&P Rating</u>	<u>Note</u>
	2009	Aa2	Upgrade		NONE ON FILE		
	2014	Aa3	Downgrade				
	2016	A1	Downgrade				

Village of Oak Park			
Debt Amortization Schedule			
Series 2011A			
	Fund: 2098		
	2011A		
<u>Payment Date</u>	<u>Interest</u>	<u>Principal</u>	
01/01/17	34,250	620,000	
07/01/17	27,275	-	
01/01/18	27,275	640,000	
07/01/18	19,275	-	
01/01/19	19,275	660,000	
07/01/19	10,200	-	
01/01/20	10,200	680,000	
04/01/20		-	
TOTALS	<u>147,750</u>	<u>2,600,000</u>	
Financed public capital infrastructure improvements within the Downtown TIF District.			

Village of Oak Park		
Debt Amortization Schedule		
Series 2012A		
	Funds: 4025, 5040	
	2012A	
<u>Payment Date</u>	<u>Interest</u>	<u>Principal</u>
05/01/17	74,600	-
11/01/17	74,600	825,000
05/01/18	66,350	-
11/01/18	66,350	1,050,000
05/01/19	55,850	-
11/01/19	55,850	1,100,000
05/01/20	44,850	-
11/01/20	44,850	735,000
05/01/21	37,500	-
11/01/21	37,500	970,000
05/01/22	27,800	-
11/01/22	27,800	410,000
05/01/23	23,700	-
11/01/23	23,700	630,000
05/01/24	17,400	-
11/01/24	17,400	705,000
05/01/25	10,350	-
11/01/25	10,350	730,000
05/01/26	3,050	-
11/01/26	3,050	305,000
TOTALS	<u>722,900</u>	<u>7,460,000</u>
<p>Current refunding of a portion of Series 2004B (water system), advance refunding of a portion of Series 2005A (Madison Street improvements and construction of a new public works facility) and advance refunding of a portion of Series 2006A (public street and related streetscape improvements and portion of a new public works facility).</p>		

Village of Oak Park		
Debt Amortization Schedule		
Series 2015A		
	Fund: 4025	
	2015A	
<u>Payment Date</u>	<u>Interest</u>	<u>Principal</u>
05/01/17	177,075	-
11/01/17	177,075	630,000
05/01/18	170,775	-
11/01/18	170,775	650,000
05/01/19	164,275	-
11/01/19	164,275	935,000
05/01/20	154,925	-
11/01/20	154,925	1,070,000
05/01/21	144,225	-
11/01/21	144,225	625,000
05/01/22	134,850	-
11/01/22	134,850	530,000
05/01/23	126,900	-
11/01/23	126,900	980,000
05/01/24	112,200	-
11/01/24	112,200	1,010,000
05/01/25	97,050	-
11/01/25	97,050	1,540,000
05/01/26	73,950	-
11/01/26	73,950	1,690,000
05/01/27	48,600	-
11/01/27	48,600	1,705,000
05/01/28	23,025	-
11/01/28	23,025	1,535,000
TOTALS	<u>2,855,700</u>	<u>12,900,000</u>
Advance refunding of Series 2005B used for construction of a portion of new public works facility.		

Village of Oak Park		
Debt Amortization Schedule		
Series 2015B		
Fund: 4025		
2015B		
<u>Payment Date</u>	<u>Interest</u>	<u>Principal</u>
05/01/17	140,944	-
11/01/17	140,944	400,000
05/01/18	134,944	-
11/01/18	134,944	420,000
05/01/19	128,644	-
11/01/19	128,644	430,000
05/01/20	122,194	-
11/01/20	122,194	450,000
05/01/21	115,444	-
11/01/21	115,444	240,000
05/01/22	111,844	-
11/01/22	111,844	250,000
05/01/23	108,094	-
11/01/23	108,094	260,000
05/01/24	104,194	-
11/01/24	104,194	270,000
05/01/25	100,144	-
11/01/25	100,144	280,000
05/01/26	95,944	-
11/01/26	95,944	285,000
05/01/27	91,669	-
11/01/27	91,669	295,000
05/01/28	87,244	-
11/01/28	87,244	310,000
05/01/29	82,594	-
11/01/29	82,594	320,000
05/01/30	77,594	-
11/01/30	77,594	330,000
05/01/31	72,231	-
11/01/31	72,231	340,000
05/01/32	66,494	-
11/01/32	66,494	355,000
05/01/33	60,503	-
11/01/33	60,503	365,000
05/01/34	54,116	-
11/01/34	54,116	380,000
05/01/35	47,466	-
11/01/35	47,466	390,000
05/01/36	40,641	-
11/01/36	40,641	405,000
05/01/37	33,300	-
11/01/37	33,300	420,000
05/01/38	25,688	-
11/01/38	25,688	440,000
05/01/39	17,438	-
11/01/39	17,438	455,000
05/01/40	8,906	-
11/01/40	8,906	475,000
TOTALS	<u>3,856,538</u>	<u>8,565,000</u>
Financed street and alley improvements, street lighting, and equipment purchases.		

Village of Oak Park		
Debt Amortization Schedule		
Series 2016A		
Fund: 4025		
2016A		
<u>Payment Date</u>	<u>Interest</u>	<u>Principal</u>
05/01/17	320,059	-
11/01/17	320,059	-
05/01/18	320,059	-
11/01/18	320,059	-
05/01/19	320,059	-
11/01/19	320,059	-
05/01/20	320,059	-
11/01/20	320,059	-
05/01/21	320,059	-
11/01/21	320,059	-
05/01/22	320,059	-
11/01/22	320,059	175,000
05/01/23	317,434	-
11/01/23	317,434	185,000
05/01/24	314,659	-
11/01/24	314,659	155,000
05/01/25	312,334	-
11/01/25	312,334	560,000
05/01/26	303,934	-
11/01/26	303,934	1,075,000
05/01/27	287,809	-
11/01/27	287,809	1,210,000
05/01/28	269,659	-
11/01/28	269,659	1,445,000
05/01/29	247,984	-
11/01/29	247,984	3,190,000
05/01/30	200,134	-
11/01/30	200,134	3,955,000
05/01/31	138,338	-
11/01/31	138,338	4,110,000
05/01/32	71,550	-
11/01/32	71,550	4,240,000
TOTALS	<u>8,768,388</u>	<u>20,300,000</u>
<div style="border: 1px solid black; padding: 5px; margin-top: 10px;"> Defeased Series 2006B which was used to finance a portion of the new public works facility. </div>		

Village of Oak Park		
Debt Amortization Schedule		
Series 2016B		
	Fund: 5060	
	2016B	
<u>Payment Date</u>	<u>Interest</u>	<u>Principal</u>
05/01/17	67,998	-
11/01/17	67,998	-
05/01/18	67,998	-
11/01/18	67,998	-
05/01/19	67,998	-
11/01/19	67,998	190,000
05/01/20	66,478	-
11/01/20	66,478	195,000
05/01/21	64,528	-
11/01/21	64,528	195,000
05/01/22	2,500	-
11/01/22	2,500	200,000
05/01/23	-	-
11/01/23	-	-
05/01/24	-	-
11/01/24	-	-
05/01/25	-	-
11/01/25	-	-
05/01/26	-	-
11/01/26	-	-
05/01/27	-	-
11/01/27	-	-
05/01/28	-	-
11/01/28	-	-
05/01/29	-	-
11/01/29	-	-
05/01/30	-	-
11/01/30	-	-
05/01/31	-	-
11/01/31	-	-
05/01/32	-	-
11/01/32	-	-
05/01/33	-	-
11/01/33	-	-
05/01/34	-	-
11/01/34	-	-
05/01/35	-	-
11/01/35	-	-
TOTALS	<u>674,995</u>	<u>780,000</u>
Financed a garage project easement as defined in the RDA between the Village and Clark Street Real Estate LLC in connection of a mixed use development known as Oak Park Station.		

Village of Oak Park		
Debt Amortization Schedule		
Series 2016C		
	Fund: 4025	
	2016C	
<u>Payment Date</u>	<u>Interest</u>	<u>Principal</u>
05/01/17	31,831	-
11/01/17	31,831	-
05/01/18	31,831	-
11/01/18	31,831	-
05/01/19	31,831	-
11/01/19	31,831	50,000
05/01/20	31,406	-
11/01/20	31,406	50,000
05/01/21	30,881	-
11/01/21	30,881	2,745,000
TOTALS	<u>315,563</u>	<u>2,845,000</u>
<div style="border: 1px solid black; padding: 5px; width: fit-content; margin: auto;"> Financed streetscape projects pursuant to RDA between the Village and Clark Street Real Estate LLC. </div>		

Village of Oak Park		
Debt Amortization Schedule		
Series 2016D		
	Fund: 4025	
	2016D	
<u>Payment Date</u>	<u>Interest</u>	<u>Principal</u>
05/01/17	152,641	-
11/01/17	152,641	-
05/01/18	152,641	-
11/01/18	152,641	-
05/01/19	152,641	-
11/01/19	152,641	125,000
05/01/20	150,766	-
11/01/20	150,766	750,000
05/01/21	139,516	-
11/01/21	139,516	25,000
05/01/22	139,141	-
11/01/22	139,141	800,000
05/01/23	127,141	-
11/01/23	127,141	800,000
05/01/24	115,141	-
11/01/24	115,141	800,000
05/01/25	103,141	-
11/01/25	103,141	600,000
05/01/26	94,141	-
11/01/26	94,141	800,000
05/01/27	82,141	-
11/01/27	82,141	600,000
05/01/28	73,141	-
11/01/28	73,141	600,000
05/01/29	64,141	-
11/01/29	64,141	600,000
05/01/30	55,141	-
11/01/30	55,141	200,000
05/01/31	52,141	-
11/01/31	52,141	200,000
05/01/32	49,141	-
11/01/32	49,141	200,000
05/01/33	46,016	-
11/01/33	46,016	905,000
05/01/34	31,875	-
11/01/34	31,875	1,000,000
05/01/35	16,250	-
11/01/35	16,250	500,000
05/01/36	8,125	-
11/01/36	8,125	500,000
TOTALS	<u>3,610,031</u>	<u>10,005,000</u>
Financed improvement, construction, purchase and installation of alleys, streets, streetscapes, sidewalks, street lighting, and related equipment.		

Village of Oak Park			
Debt Amortization Schedule			
Series 2016E			
	Fund: 5060		
	2016E		
<u>Payment Date</u>	<u>Interest</u>	<u>Principal</u>	
05/01/17	149,638	-	
11/01/17	179,566	-	
05/01/18	179,566	-	
11/01/18	179,566	410,000	
05/01/19	173,416	-	
11/01/19	173,416	420,000	
05/01/20	167,116	-	
11/01/20	167,116	435,000	
05/01/21	160,591	-	
11/01/21	160,591	445,000	
05/01/22	153,916	-	
11/01/22	153,916	460,000	
05/01/23	147,016	-	
11/01/23	147,016	475,000	
05/01/24	139,891	-	
11/01/24	139,891	485,000	
05/01/25	132,616	-	
11/01/25	132,616	500,000	
05/01/26	125,116	-	
11/01/26	125,116	515,000	
05/01/27	117,391	-	
11/01/27	117,391	530,000	
05/01/28	109,109	-	
11/01/28	109,109	550,000	
05/01/29	100,172	-	
11/01/29	100,172	565,000	
05/01/30	90,638	-	
11/01/30	90,638	585,000	
05/01/31	80,400	-	
11/01/31	80,400	605,000	
05/01/32	68,300	-	
11/01/32	68,300	630,000	
05/01/33	55,700	-	
11/01/33	55,700	655,000	
05/01/34	42,600	-	
11/01/34	42,600	680,000	
05/01/35	29,000	-	
11/01/35	29,000	710,000	
05/01/36	14,800	-	
11/01/36	14,800	740,000	
TOTALS	<u>4,503,904</u>	<u>10,395,000</u>	
Financed acquisition of a public parking garage (Lake & Forest) in accordance with a RDA between the Village and WDF-3 Wood Oak Park Owner LLC.			

Village of Oak Park		
Debt Amortization Schedule		
Series 2017A		
	Fund: 4025	
	2017A	
<u>Payment Date</u>	<u>Interest</u>	<u>Principal</u>
05/01/18	186,906	-
11/01/18	210,269	-
05/01/19	210,269	-
11/01/19	210,269	-
05/01/20	210,269	-
11/01/20	210,269	-
05/01/21	210,269	-
11/01/21	210,269	-
05/01/22	210,269	-
11/01/22	210,269	680,000
05/01/23	200,069	-
11/01/23	200,069	320,000
05/01/24	195,269	-
11/01/24	195,269	710,000
05/01/25	184,619	-
11/01/25	184,619	920,000
05/01/26	170,819	-
11/01/26	170,819	615,000
05/01/27	161,594	-
11/01/27	161,594	905,000
05/01/28	148,019	-
11/01/28	148,019	815,000
05/01/29	135,794	-
11/01/29	135,794	780,000
05/01/30	124,094	-
11/01/30	124,094	490,000
05/01/31	116,744	-
11/01/31	116,744	530,000
05/01/32	108,463	-
11/01/32	108,463	550,000
05/01/33	99,869	-
11/01/33	99,869	1,270,000
05/01/34	80,025	-
11/01/34	80,025	1,015,000
05/01/35	63,531	-
11/01/35	63,531	1,355,000
05/01/36	41,513	-
11/01/36	41,513	1,305,000
05/01/37	19,491	-
11/01/37	19,491	1,155,000
TOTALS	<u>5,779,143</u>	<u>13,415,000</u>
Financed various capital improvement projects, including streets and alley improvements.		

Village of Oak Park			
Debt Amortization Schedule			
Series 2017B			
	Fund: 4025		
	2017B		
<u>Payment Date</u>	<u>Interest</u>	<u>Principal</u>	
05/01/18	21,391	-	
11/01/18	27,700	400,000	
05/01/19	19,700	-	
11/01/19	19,700	295,000	
05/01/20	13,800	-	
11/01/20	13,800	195,000	
05/01/21	9,900	-	
11/01/21	9,900	495,000	
TOTALS	<u>135,891</u>	<u>1,385,000</u>	
Current refunding of Series 2007 used for public streets and related streetscape improvements.			

Village of Oak Park			
Debt Amortization Schedule			
Series 2017C			
	Fund: 4025		
	2017C		
<u>Payment Date</u>	<u>Interest</u>	<u>Principal</u>	
05/01/18	52,511	-	
11/01/18	68,000	870,000	
05/01/19	46,250	-	
11/01/19	46,250	905,000	
05/01/20	23,625	-	
11/01/20	23,625	945,000	
TOTALS	<u>260,261</u>	<u>2,720,000</u>	
Current refunding of Series 2007A used to finance a new library building and improvements to the Dole Learning Center.			

Village of Oak Park		
Debt Amortization Schedule		
Series 2018A		
	Fund: 2098	
	2018A	
<u>Payment Date</u>	<u>Interest</u>	<u>Principal</u>
12/01/18	167,909	1,005,000
06/01/19	115,684	-
12/01/19	115,684	940,000
06/01/20	103,934	-
12/01/20	103,934	880,000
06/01/21	92,054	-
12/01/21	92,054	895,000
06/01/22	79,300	-
12/01/22	79,300	935,000
06/01/23	65,743	-
12/01/23	65,743	985,000
06/01/24	50,475	-
12/01/24	50,475	995,000
06/01/25	34,804	-
12/01/25	34,804	1,035,000
06/01/26	17,985	-
12/01/26	17,985	1,090,000
TOTALS	<u>1,287,864</u>	<u>8,760,000</u>
Current refunding of Series 2006C used to finance improvements and expansion of the Holley Court Garage.		

Village of Oak Park		
Debt Amortization Schedule		
Series 2020A		
95.5% DSF; 4.5% Parking		
Funds 4025, 5060		
2020A		
<u>Payment Date</u>	<u>Interest</u>	<u>Principal</u>
05/01/21	145,939	
11/01/21	132,672	
05/01/22	132,672	
11/01/22	132,672	
05/01/23	132,672	
11/01/23	132,672	
05/01/24	132,672	
11/01/24	132,672	
05/01/25	132,672	
11/01/25	132,672	
05/01/26	132,672	
11/01/26	132,672	
05/01/27	132,672	
11/01/27	132,672	
05/01/28	132,672	
11/01/28	132,672	
05/01/29	132,672	
11/01/29	132,672	
05/01/30	132,672	
11/01/30	132,672	
05/01/31	132,672	
11/01/31	132,672	
05/01/32	132,672	
11/01/32	132,672	
05/01/33	132,672	
11/01/33	132,672	435,000
05/01/34	128,322	
11/01/34	128,322	705,000
05/01/35	121,272	
11/01/35	121,272	645,000
05/01/36	114,822	
11/01/36	114,822	755,000
05/01/37	106,800	
11/01/37	106,800	1,190,000
05/01/38	94,156	
11/01/38	94,156	2,410,000
05/01/39	68,550	
11/01/39	68,550	2,460,000
05/01/40	37,800	
11/01/40	37,800	2,520,000
TOTALS	<u>4,806,180</u>	<u>11,120,000</u>
<div style="border: 1px solid black; padding: 5px;"> <p>Bonds issued to pay for the Lake Street capital project and Fiber Optic project. The Parking Fund is responsible for paying the debt service on the portion of the fiber project allocated to the Parking Fund budget.</p> </div>		

Village of Oak Park		
Debt Amortization Schedule		
Series 2020B		
	41.6% DSF; 58.4% Water	
	Funds: 4025, 5040	
	2020B (Refunds 2011B)	
<u>Payment Date</u>	<u>Interest</u>	<u>Principal</u>
07/01/21	136,525	
01/01/22	95,250	1,315,000
07/01/22	62,375	
01/01/23	62,375	950,000
07/01/23	38,625	
01/01/24	38,625	770,000
07/01/24	19,375	
01/01/25	19,375	775,000
TOTALS	<u>472,525</u>	<u>3,810,000</u>
Refunding of Series 2011B		

Village of Oak Park		
Debt Amortization Schedule		
Series 2021 (Refunded 2016B)		
	Fund: 5060	
	2016B	
<u>Payment Date</u>	<u>Interest</u>	<u>Principal</u>
05/01/17	-	-
11/01/17	-	-
05/01/18	-	-
11/01/18	-	-
05/01/19	-	-
11/01/19	-	-
05/01/20	-	-
11/01/20	-	-
05/01/21	-	-
11/01/21	-	-
05/01/22	26,109	-
11/01/22	31,331	35,000
05/01/23	31,235	-
11/01/23	31,235	235,000
05/01/24	30,589	-
11/01/24	30,589	235,000
05/01/25	29,531	-
11/01/25	29,531	245,000
05/01/26	28,123	-
11/01/26	28,123	245,000
05/01/27	26,469	-
11/01/27	26,469	245,000
05/01/28	24,509	-
11/01/28	24,509	250,000
05/01/29	22,321	-
11/01/29	22,321	255,000
05/01/30	19,835	-
11/01/30	19,835	260,000
05/01/31	17,105	-
11/01/31	17,105	270,000
05/01/32	14,135	-
11/01/32	14,135	275,000
05/01/33	10,973	-
11/01/33	10,973	280,000
05/01/34	7,543	-
11/01/34	7,543	285,000
05/01/35	3,909	-
11/01/35	3,909	295,000
TOTALS	<u>589,991</u>	<u>3,410,000</u>
Financed a garage project easement as defined in the RDA between the Village and Clark Street Real Estate LLC in connection of a mixed use development known as Oak Park Station.		

Village of Oak Park					
Non-Bond Debt Maturity Schedule					
	3032.43900.851.570751/2		3032.43900.858.570751/2		
Payment	Huntington (Fire Truck)		Huntington (Sweeper)		
<u>Date</u>	<u>Interest</u>	<u>Principal</u>	<u>Interest</u>	<u>Principal</u>	Total
12/30/21	8,903	85,954			94,858
06/01/22			4,403	47,255	51,658
12/30/22	6,033	88,825			94,858
06/01/23			3,633	48,024	51,658
12/30/23	3,066	91,792			94,858
06/01/24			2,750	48,908	51,658
06/01/25			1,850	49,808	51,658
06/01/26			933	50,724	51,658
TOTALS	<u>18,002</u>	<u>266,571</u>	<u>13,569</u>	<u>244,720</u>	

Projected Outstanding Debt Balances

1/1/22 - 12/31/22

		Anticipated			
	1/1/22 Balance	2022 New	2022 Debt Payments		12/31/22 Balance
Debt or Series	Principal	Debt Issuances	Principal	Interest	Principal
2010C	655,000	-	(320,000)	(26,200)	335,000
2012A	2,780,000	-	(410,000)	(55,600)	2,370,000
2015A	8,990,000	-	(530,000)	(269,700)	8,460,000
2015B	6,625,000	-	(250,000)	(223,688)	6,375,000
2016A (Refunded 2006B)	20,300,000	-	(175,000)	(640,119)	20,125,000
2016B	200,000	-	(200,000)	(5,000)	-
2016D (2016 CIP)	9,105,000	-	(800,000)	(278,281)	8,305,000
2016E (L&F Garage)	8,685,000	-	(460,000)	(307,831)	8,225,000
2017A	13,415,000	-	(680,000)	(420,537)	12,735,000
2018A (Refunded 2006C)	5,040,000	-	(935,000)	(158,600)	4,105,000
2020A	11,120,000	-	-	(265,344)	11,120,000
2020B (Refunded 2011B)	3,810,000	-	(1,315,000)	(157,625)	2,495,000
2021 (Partial Refund 2016B)	3,410,000	-	(35,000)	(57,440)	3,375,000
Subtotal Bond Series	94,135,000	-	(6,110,000)	(2,865,965)	88,025,000
Huntington Bank (Sweeper)	244,720	-	(47,255)	(4,402)	197,465
Huntington Bank (Fire Truck)	180,617	-	(88,825)	(6,033)	91,792
Subtotal Bank Loans	425,337	-	(136,080)	(10,435)	289,257
TOTAL	94,560,337	-	(6,246,080)	(2,876,400)	88,314,257

Village of Oak Park				
Debt Amortization Schedules				
1/1/22 to Final Maturity				
	Totals All Series			
			Total	Principial Balance
<u>Payment Date</u>	<u>Interest</u>	<u>Principal</u>	<u>Payment</u>	<u>Principal</u>
01/01/22	95,250	1,315,000	1,410,250	92,820,000
05/01/22	1,272,259	-	1,272,259	92,820,000
06/01/22	79,300	-	79,300	92,820,000
07/01/22	62,375	-	62,375	92,820,000
11/01/22	1,277,481	3,860,000	5,137,481	88,960,000
12/01/22	79,300	935,000	1,014,300	88,025,000
01/01/23	62,375	950,000	1,012,375	87,075,000
05/01/23	1,220,960	-	1,220,960	87,075,000
06/01/23	65,743	-	65,743	87,075,000
07/01/23	38,625	-	38,625	87,075,000
11/01/23	1,220,960	4,220,000	5,440,960	82,855,000
12/01/23	65,743	985,000	1,050,743	81,870,000
01/01/24	38,625	770,000	808,625	81,100,000
05/01/24	1,162,014	-	1,162,014	81,100,000
06/01/24	50,475	-	50,475	81,100,000
07/01/24	19,375	-	19,375	81,100,000
11/01/24	1,162,014	4,370,000	5,532,014	76,730,000
12/01/24	50,475	995,000	1,045,475	75,735,000
01/01/25	19,375	775,000	794,375	74,960,000
05/01/25	1,102,456	-	1,102,456	74,960,000
06/01/25	34,804	-	34,804	74,960,000
11/01/25	1,102,456	5,375,000	6,477,456	69,585,000
12/01/25	34,804	1,035,000	1,069,804	68,550,000
05/01/26	1,027,748	-	1,027,748	68,550,000
06/01/26	17,985	-	17,985	68,550,000
11/01/26	1,027,748	5,530,000	6,557,748	63,020,000
12/01/26	17,985	1,090,000	1,107,985	61,930,000
05/01/27	948,344	-	948,344	61,930,000
11/01/27	948,344	5,490,000	6,438,344	56,440,000
05/01/28	867,378	-	867,378	56,440,000
11/01/28	867,378	5,505,000	6,372,378	50,935,000
05/01/29	785,678	-	785,678	50,935,000
11/01/29	785,678	5,710,000	6,495,678	45,225,000
05/01/30	700,107	-	700,107	45,225,000
11/01/30	700,107	5,820,000	6,520,107	39,405,000
05/01/31	609,630	-	609,630	39,405,000
11/01/31	609,630	6,055,000	6,664,630	33,350,000
05/01/32	510,754	-	510,754	33,350,000
11/01/32	510,754	6,250,000	6,760,754	27,100,000
05/01/33	405,732	-	405,732	27,100,000
11/01/33	405,732	3,910,000	4,315,732	23,190,000
05/01/34	344,480	-	344,480	23,190,000
11/01/34	344,480	4,065,000	4,409,480	19,125,000
05/01/35	281,428	-	281,428	19,125,000
11/01/35	281,428	3,895,000	4,176,428	15,230,000
05/01/36	219,900	-	219,900	15,230,000
11/01/36	219,900	3,705,000	3,924,900	11,525,000
05/01/37	159,591	-	159,591	11,525,000
11/01/37	159,591	2,765,000	2,924,591	8,760,000
05/01/38	119,844	-	119,844	8,760,000
11/01/38	119,844	2,850,000	2,969,844	5,910,000
05/01/39	85,988	-	85,988	5,910,000
11/01/39	85,988	2,915,000	3,000,988	2,995,000
05/01/40	46,706	-	46,706	2,995,000
11/01/40	46,706	2,995,000	3,041,706	-
TOTALS	24,579,822	94,135,000	118,714,822	

Village of Oak Park
Sales & Local Liquor Tax Historical Data

	General Merchandise	Food	Drinking/ Eating	Apparel	Furniture/ Household	Lumber/ Hardware	Automotive/ Gas	Drugs/ Misc Retail	Agriculture/ Others	Manufacturers	Total Sales Tax	Local Liquor Tax
Calendar Year 2020 Retailers' Occupation	155,823	1,098,666	845,095	75,195	32,504	70,118	578,224	1,057,272	174,008	31,547	4,118,452	
Calendar Year 2020 Home Rule	123,267	306,554	836,155	73,300	32,490	69,771	253,394	527,735	135,446	19,931	2,378,043	
Total	279,090	1,405,220	1,681,250	148,495	64,994	139,889	831,618	1,585,007	309,454	51,478	6,496,495	538,340
Calendar Year 2019 Retailers' Occupation	140,195	1,076,533	985,792	111,018	66,365	64,128	557,501	904,052	233,329	32,110	4,171,023	
Calendar Year 2019 Home Rule	111,177	338,149	973,249	108,884	66,365	63,412	256,479	402,069	198,195	21,475	2,539,454	
Total	251,372	1,414,682	1,959,041	219,902	132,730	127,540	813,980	1,306,121	431,524	53,585	6,710,477	671,836
Calendar Year 2018 Retailers' Occupation	143,495	1,057,221	982,483	107,870	66,333	63,594	624,689	843,390	312,076	30,583	4,231,734	
Calendar Year 2018 Home Rule	110,691	346,548	969,919	105,577	66,334	62,270	334,530	388,717	252,397	19,159	2,656,142	
Total	254,186	1,403,769	1,952,402	213,447	132,667	125,864	959,219	1,232,107	564,473	49,742	6,887,876	680,500
Calendar Year 2017 Retailers' Occupation	82,570	1,033,063	908,995	110,877	67,886	53,826	563,010	859,345	259,533	50,318	3,989,423	
Calendar Year 2017 Home Rule	68,258	327,665	898,798	110,431	67,886	53,328	296,827	427,766	206,760	41,682	2,499,401	
Total	150,828	1,360,728	1,807,793	221,308	135,772	107,154	859,837	1,287,111	466,293	92,000	6,488,824	656,362
Calendar Year 2016 Retailers' Occupation	46,985	969,790	838,507	107,156	84,598	48,162	584,690	842,977	285,174	58,201	3,866,240	
Calendar Year 2016 Home Rule	38,578	309,756	832,288	107,101	84,598	47,351	287,204	430,543	213,218	49,647	2,400,284	
Total	85,563	1,279,546	1,670,795	214,257	169,196	95,513	871,894	1,273,520	498,392	107,848	6,266,524	601,133
Calendar Year 2015 Retailers' Occupation	42,551	826,330	814,456	114,240	72,595	43,227	559,072	592,766	472,715	65,743	3,603,695	
Calendar Year 2015 Home Rule	36,703	283,824	808,085	114,192	72,595	42,989	334,727	194,898	429,707	56,215	2,373,935	
Total	79,254	1,110,154	1,622,541	228,432	145,190	86,216	893,799	787,664	902,422	121,958	5,977,630	535,801
Calendar Year 2014 Retailers' Occupation	37,282	668,679	782,926	120,681	81,000	30,697	575,138	839,793	249,020	75,041	3,460,257	
Calendar Year 2014 Home Rule	32,312	202,341	775,860	120,609	81,000	29,751	388,665	470,552	229,437	66,845	2,397,372	
Total	69,594	871,020	1,558,786	241,290	162,000	60,448	963,803	1,310,345	478,457	141,886	5,857,629	489,667
Calendar Year 2013 Retailers' Occupation	35,044	817,035	731,104	116,956	56,623	27,896	580,162	803,744	246,710	74,161	3,489,435	
Calendar Year 2013 Home Rule	31,491	263,703	726,020	116,820	56,607	26,956	409,894	455,888	198,604	64,873	2,350,856	
Total	66,535	1,080,738	1,457,124	233,776	113,230	54,852	990,056	1,259,632	445,314	139,034	5,840,291	494,877
Calendar Year 2012 Retailers' Occupation	38,121	799,357	720,612	119,716	95,964	24,652	554,192	787,593	241,452	71,799	3,453,458	
Calendar Year 2012 Home Rule	33,137	255,381	710,365	119,584	95,897	23,855	389,043	449,703	192,892	63,135	2,332,992	
Total	71,258	1,054,738	1,430,977	239,300	191,861	48,507	943,235	1,237,296	434,344	134,934	5,786,450	489,676

Real Estate Purchases in Oak Park Based on Origin of Purchaser			
January 1, 2020 thru December 31, 2020			
Rank	Purchase Origin	# of Sales	% of Sales
1	OAK PARK, IL	473	30.32%
2	EXEMPT	452	28.97%
3	CHICAGO, IL	246	15.77%
3	UNKNOWN	139	8.91%
4	SKOKIE, IL	58	3.72%
5	FOREST PARK, IL	17	1.09%
6	RIVER FOREST, IL	14	0.90%
7	NAPERVILLE, IL	8	0.51%
8	BERWYN, IL	7	0.45%
9	ELMWOOD PARK, IL	5	0.32%
	DOWNERS GROVE, IL	4	0.26%
	GLEN ELLYN, IL	4	0.26%
	ELMHURST, IL	3	0.19%
	CICERO, IL	3	0.19%
	FRANKFORT, IL	3	0.19%
	LOS ANGELES, CA	3	0.19%
	SEATTLE, WA	2	0.13%
	SOUTHFIELD, MI	2	0.13%
	NORTH RIVERSIDE, IL	2	0.13%
	GLENVIEW, IL	2	0.13%
	SAN FRANCISCO, CA	2	0.13%
	LAS VEGAS, NV	2	0.13%
	MAYWOOD, IL	2	0.13%
	BOLINGBROOK, IL	2	0.13%
	SCHAUMBURG, IL	2	0.13%
	DEKALB, IL	2	0.13%
	OLYMPIA FIELDS, IL	2	0.13%
	LOMBARD, IL	2	0.13%
	RICHMOND, VA	2	0.13%
	PALATINE, IL	2	0.13%
	PROSPECT HEIGHTS, IL	2	0.13%
	ARLINGTON HEIGHTS, IL	2	0.13%
	DAILY CITY, CA	1	0.06%
	WOODSTOCK, IL	1	0.06%
	COLUMBUS, IN	1	0.06%
	OAKLAND, CA	1	0.06%
	JACKSONVILLE, FL	1	0.06%
	ADDISON, IL	1	0.06%
	NORTHLAKE, IL	1	0.06%
	HINSDALE, IL	1	0.06%
	HOMER GLEN, IL	1	0.06%
	BATAVIA, IL	1	0.06%
	ARLINGTON, VA	1	0.06%
	LA GRANGE, IL	1	0.06%
	ST LOUIS, MO	1	0.06%
	EVERGREEN PARK, IL	1	0.06%
	MIDLOTHIAN, IL	1	0.06%
	ELK GROVE VILLAGE, IL	1	0.06%

Real Estate Purchases in Oak Park Based on Origin of Purchaser			
January 1, 2020 thru December 31, 2020			
Rank	Purchase Origin	# of Sales	% of Sales
	LISLE, IL	1	0.06%
	TUCSON, AZ	1	0.06%
	MILWAUKEE, WI	1	0.06%
	SAINT CHARLES, IL	1	0.06%
	WILLOW SPRINGS, IL	1	0.06%
	GENEVA, IL	1	0.06%
	ROSSELLE, IL	1	0.06%
	PLAINFIELD, IL	1	0.06%
	CHINO HILLS, CA	1	0.06%
	IRVINE, CA	1	0.06%
	BURBANK, IL	1	0.06%
	MELROSE PARK, IL	1	0.06%
	NEWTOWN, PA	1	0.06%
	DALLAS, TX	1	0.06%
	OMAHA, NE	1	0.06%
	BURR RIDGE, IL	1	0.06%
	LAGRANGE PARK, IL	1	0.06%
	CAROL STREAM, IL	1	0.06%
	SLEEPY HOLLOW, IL	1	0.06%
	RIVERSIDE, IL	1	0.06%
	LAKE GENEVA, WI	1	0.06%
	OAK LAWN, IL	1	0.06%
	MEMPHIS, TN	1	0.06%
	NEW YORK, NY	1	0.06%
	FAYETTEVILLE, NC	1	0.06%
	ROMEOVILLE, IL	1	0.06%
	DES MOINES, IA	1	0.06%
	MINNEAPOLIS, MN	1	0.06%
	PROVIDENCE, RI	1	0.06%
	DANBURY, CT	1	0.06%
	LA GRANGE PK, IL	1	0.06%
	BELLWOOD, IL	1	0.06%
	LOUISVILLE, KY	1	0.06%
	WASHINGTON, DC	1	0.06%
	DUBUQUE, IA	1	0.06%
	ST. CHARLES, IL	1	0.06%
	TITUSVILLE, PA	1	0.06%
	WILLOWBROOK, IL	1	0.06%
	PHILADELPHIA, PA	1	0.06%
	COLLIERVILLE, TN	1	0.06%
	PfR, PFO4, BERMUDA	1	0.06%
	BEACH PARK, IL	1	0.06%
	PALOS PARK, IL	1	0.06%
	BROOKFIELD, WI	1	0.06%
	BLOOMINGDALE, IL	1	0.06%
	WESTCHESTER, IL	1	0.06%
	FAIRFIELD, CT	1	0.06%
	LANSING, MI	1	0.06%

Real Estate Purchases in Oak Park Based on Origin of Purchaser			
January 1, 2020 thru December 31, 2020			
Rank	Purchase Origin	# of Sales	% of Sales
	IOWA CITY, IA	1	0.06%
	BERKLEY, IL	1	0.06%
	NORTH HOLLYWOOD, CA	1	0.06%
	WESTERN SPRINGS, IL	1	0.06%
	SHORELINE, WA	1	0.06%
	RIVER GROVE, IL	1	0.06%
	KANNAPOLIS, NC	1	0.06%
	WHEATON, IL	1	0.06%
	NASHVILLE, TN	1	0.06%
	BENSENVILLE, IL	1	0.06%
	SPRINGFIELD, IL	1	0.06%
	LEWISBURG, PA	1	0.06%
	LABELLE, FL	1	0.06%
	SOMERVILLE, MA	1	0.06%
	PORTLAND, OR	1	0.06%
	EVANSTON, IL	1	0.06%
	KEY WEST, FL	1	0.06%
	FIFE, WA	1	0.06%
	LAGRANGE, IL	1	0.06%
	CROWN POINT, IN	1	0.06%
	PALO ALTO, CA	1	0.06%
	BRENTWOOD, TN	1	0.06%
	ARCADIA, FL	1	0.06%
	ENFIELD, NH	1	0.06%
	MONTGOMERY COUNTY, M	1	0.06%
	WILMINGTON, DE	1	0.06%
Total Sales:		1,560	100.06%
<i>Note: This data was collected from real estate transfer stamp transactions between January and December 2020.</i>			
<i>Not included above are exempt transfers and sales where the origin of the purchaser is unknown.</i>			

Village of Oak Park												
Tax Levy Summary												
<i>Note: Schedule includes automatic County "loss" add-on amount</i>												
			Police	Fire		VOP	VOP Tax					
	<u>Corporate</u>	<u>Debt</u>	<u>Pension</u>	<u>Pension</u>	<u>Total</u>	<u>EAV*</u>	<u>Rate</u>		<u>SSA #1</u>	<u>SSA #7</u>	<u>SSA #8</u>	
Tax Year 2021	18,437,622	4,499,264	7,539,549	6,708,138	37,184,573	2,028,681,978	1.833%		750,000	-	3,738	
Tax Year 2020	18,153,590	4,444,287	7,182,740	6,322,358	36,102,975	2,028,681,978	1.780%		463,500	-	3,090	
Tax Year 2019	18,477,108	4,444,286	6,528,388	5,602,116	35,051,899	1,692,471,417	2.071%		412,000	-	5,150	
Tax Year 2018	18,011,024	4,309,379	6,397,588	5,312,877	34,030,867	1,592,506,276	2.137%		25,750	7,725	5,150	
Tax Year 2017	17,837,540	4,130,489	5,634,808	5,436,009	33,038,846	1,655,776,153	1.995%		414,060	7,725	-	
Tax Year 2016	15,689,380	4,735,605	5,088,688	5,769,533	31,283,206	1,386,653,517	2.256%		185,400	7,210	-	
Tax Year 2015	14,072,280	5,156,580	4,606,123	3,681,648	27,516,631	1,334,441,513	2.062%		321,644	7,145	-	
Tax Year 2014	13,662,408	4,317,216	4,062,179	3,418,123	25,459,926	1,383,005,873	1.841%		396,341	7,145	-	
Tax Year 2013	13,147,408	4,151,588	4,004,160	3,321,736	24,624,892	1,369,216,060	1.798%		254,762	-	-	
Tax Year 2012	12,764,474	3,220,248	3,678,259	3,311,313	22,974,294	1,470,162,652	1.563%		77,250	-	-	
Tax Year 2011	12,392,693	3,675,229	3,582,302	3,044,593	22,694,817	1,596,903,799	1.421%		231,750	-	-	
Tax Year 2010	12,031,741	2,697,521	4,046,795	3,228,201	22,004,258	1,850,649,808	1.189%		221,450	-	-	
<i>* EAV for tax year 2021 is not yet know and therefore repeated from the prior tax year.</i>												

VILLAGE OF OAK PARK				
FISCAL YEAR 2022 BUDGET				
AFFORDABLE HOUSING RESTRICTED FUND BALANCE				
		FY		
	Award	Expenditure	Affordable	
<u>Description</u>	<u>Date</u>	<u>Year</u>	<u>Housing</u>	<u>Notes</u>
Beginning Balance (Whiteco contribution)			400,000	
Contribution from sale of 708-714 Lake St. (District House)	01/09/16	2016	280,000	
Contribution from sale of 323-329 Harlem (Lincoln)	06/23/17	2017	744,291	
Contribution Lexington Reserve at Oak Park LLC	08/28/18	2018	210,000	
Drawdown Housing Forward, Inc. (Flexible Rental Assistance Program)	09/04/18	2018	(230,000)	
Drawdown Housing Forward, Inc. 324 N. Austin (Sojourner House)	09/04/18	2018	(268,108)	
Drawdown OP Housing Authority 2013	12/31/13	2013	(25,000)	
Drawdown OP Housing Authority 2014	12/31/14	2014	(25,000)	
Drawdown OP Housing Authority 2015	12/31/15	2015	(35,000)	
Drawdown OP Housing Authority 2016	12/31/16	2016	(35,000)	
Drawdown OP Housing Authority 2017	12/31/17	2017	(35,000)	
Drawdown OP Housing Authority 2018	12/31/18	2018	(35,000)	
Drawdown OP Housing Authority 2021	12/31/21	2021	(35,000)	
Contribution Madison Apartments- 435 Madison Street	12/31/21	2021	550,000	
Drawdown The Community Builders, Oak Park LLC (809 S. Oak Park Ave.)	02/07/19	2019	(500,000)	
Contribution Lake Street Apartments- 835 Lake Street	12/31/21	2022	1,000,000	
Reversal Housing Forward, Inc. 324 N. Austin (Carried into FY22)	09/04/18	2022	133,166	(A) Unspent carried into FY22
Projected Affordable Housing Reserves at 12/31/21			2,094,349	
Drawdown Showalter Home Contract	09/04/18	2022	(133,166)	(A) Carryforward from 2018
Drawdown Icon Capital Group, Inc. (Elevator for 855 Lake Street)	12/31/22	2022	(260,000)	
Drawdown OP Housing Authority 2021	12/31/22	2022	(35,000)	
Contribution Marion/Pleasant Apartments- 203 Marion	12/31/22	2022	1,600,000	
Projected Affordable Housing Reserves at 12/31/22			3,266,183	