BIDDERS NEED NOT RETURN THE ENTIRE PROPOSAL

Project Name: **Marion Street Crosswalk Improvements**

Project Number: **15-22**

Location: **VILLAGE OF OAK PARK, ILLINOIS**
Marion Street at Lake Street
Marion Street at South Boulevard

Submitted to the President and Board of Trustees

By:_____
Contractor's Name

_____
Address

_____
City

Oak Park

Notice to Bidders

RETURN WITH BID

Time and Place of Opening of Bids

Sealed proposals for the improvement described below will be received at the Office of the Village Engineer, Monday through Friday, 8:30 A.M. to 4:00 P.M. at 201 South Boulevard, Oak Park, Illinois 60302 until **11:00 A.M. Thursday, June 25, 2015** at which time the proposals shall be publicly opened and read.

Description of Work

In general, the improvements will consist of the removal and replacement of four existing decorative stone paver block pedestrian crosswalks at two locations in Downtown Oak Park; removal and replacement of concrete base course; grouting of existing trenches to stabalize backfill material; and all appurtenant work thereto.

Bidders Instructions

1. Plans and proposal forms will be available in the Office of the Village Engineer, 201 South Boulevard, Oak Park, Illinois 60302 upon payment of **$ zero dollars** (non-refundable). No plans will be issued to prospective bidders after **4:00 P.M.** on the working day preceding the opening of bids. Proposals will not be accepted by the Village of Oak Park from Contractors who have failed to provide payment, if required, for obtaining proposal forms and have also failed to register with the Engineering Division of the Public Works Department as plan holders for this project.
2. At the bid opening, all proposals must be accompanied by a proposal guaranty in the amount of 5% of the bid amount. The proposal guaranty shall be in the form of a bid bond executed by a corporate surety company or a bank cashier's check.
3. The awarding authority reserves the right to waive technicalities and to reject any or all proposals as provided in Article 102.01 of the "Standard Specifications for Road and Bridge Construction," prepared by the Illinois Department of Transportation.
4. The work to be performed pursuant to this Proposal is subject to the Illinois Prevailing Wage Act, 820 ILCS 130/0.01 et seq.

5. Bidders need not return the entire proposal when bids are submitted. Portions of the proposal that must be returned include the following:
    a. Proposal Cover
    b. Notice to Bidders
    c. Contract Proposal (I)
    d. Contract Schedule of Prices Form (II) (if required)
    e. Proposal Bid Bond (III) (if required)
    f. Contractor's Certification (IV)
    g. Tax Compliance Affidavit (V)
    h. Fair Employment Practices Affidavit of Compliance (VI)
    i. Village of Oak Park EEO Report (VII)
    j. Participation Statement
    - SCHEDULE C: Village of Oak Park Letter of Intent From MBE/WBE to Perform as a Subcontractor, Supplier, and/or Consultant
    - SCHEDULE D: Village of Oak Park M.WBE Participation
    k. Affidavit of Availability

Note: All proposal documents, including Proposal Guaranty Checks or Proposal Bid Bonds, should be stapled together to prevent loss when bids are processed.

By Order of

_____

RETURN WITH BID

Bill McKenna, Village Engineer

Proposal

RETURN WITH BID

Proposal of _____

_____

for the improvement of granite paver pedestrian crosswalks as noted herein and the performance of all appurtenant work thereto.

1. The plans for the proposed work are those prepared by the Engineering Division of the Public Works Department of the Village of Oak Park on June 11, 2015.
2. The specifications referred to herein are those prepared by the Village of Oak Park, the Illinois Department of Transportation and designated as “Standard Specifications for Road and Bridge Construction” and the ”Supplemental Specifications” there to, and the “Manual for Uniform Traffic Control Devices”, adopted and in effect on the date of invitation of bids.
3. ~~The undersigned agrees to accept, as part of the contract, the applicable Special Provisions indicated on the “Check Sheet for Supplemental Specifications and Recurring Special Provisions” contained in this proposal.~~
4. The undersigned agrees to substantially complete the work by **October 15, 2015** and final completion by **October 15, 2015** unless additional time is granted in accordance with the specifications.
5. Accompanying this proposal is either a bid bond on the Village Bond form or a proposal guaranty check, complying with the specifications, made payable to the Village of Oak Park. The amount of the check is _____ ($ _____).
6. If this proposal is accepted and the undersigned fails to execute a contract and contract bond as required, it is hereby agreed that the Bid Bond or check shall be forfeited to the awarding authority.
7. Each pay item should have a unit price and a total price.
8. The unit price shall govern if no total price is shown or if there is a discrepancy between the results of unit price multiplied by the quantity.
9. If a unit price is omitted, the total price will be divided by the quantity in order to establish a unit price.
10. A bid will be declared unacceptable if neither a unit price nor a total price is shown.
11. The undersigned firm certifies that it has not been convicted of bribery or attempting to bribe an officer or employee of the State of Illinois, nor has the firm made an admission of guilt of such conduct which is a matter of record, nor has an official, agent, or employee of the firm committed bribery or attempted bribery on behalf of the firm and pursuant to the direction or authorization of a responsible official of the firm. The

undersigned firm further certifies that it is not barred from bidding on this contract as a result of a conviction for the violation of State laws prohibiting bid-rigging or bid-rotating.

12. The work to be performed pursuant to this Proposal is subject to the Illinois Prevailing Wage Act, 820 ILCS 130/0.01 et seq.

Special Note: The Prevailing Wage Act / Federal Requirements require maintaining and submitting Certified Payroll records monthly for all entities working on this project.

13. Proposal Guaranty Check:

Attach Cashier's Check or Certified Check Here

In the event that one proposal guaranty check is intended to cover two or more proposals, the amount must be equal to the sum of the proposal guaranties that would be required for each individual proposal.

If the proposal guaranty check is placed in another proposal; state below where it can be found.

The proposal guaranty check will be found in the proposal for: Village of Oak Park

Project 15-22 Marion Street Crosswalk Improvements

14. The undersigned submits herewith this schedule of prices covering the work to be performed under this contract:

(For complete information covering these items, see IDOT specifications and Special Provisions.)

SCHEDULE OF PRICES

PAY ITEM	QUANTITY	UNIT	UNIT PRICE $	TOTAL PRICE $
REMOVE BLUESTONE AND GRANITE PAVERS	263.0	SQ FT		
REMOVE AND RESET BRICK PAVERS	257.0	SQ FT		
REMOVE AND RESET GRANITE PAVERS	383.0	SQ FT		
REMOVE CONCRETE BASE COURSE	464.0	SQ FT		
GRANITE PAVER, ROCKVILLE WHITE, 3"	65.0	SQ FT		
GRANITE PAVER, MESABI BLACK, 3"	240.0	SQ FT		
HIGH-EARLY-STRENGTH PORTLAND CEMENT CONCRETE BASE COURSE 7"	464.0	SQ FT		
DOWEL BARS 1-1/4" x 18"	189.0	EACH		
SUBBASE GRANULAR MATERIAL, TYPE B	5.2	TON		
LOW PRESSURE PERMEATION GROUTING	3.0	EACH		
TRAFFIC CONTROL AND PROTECTION	1	L SUM		

Total Bid $ _____

III

RETURN WITH BID

Village of Oak Park, IL
Proposal Bid Bond

WE_____
_____ as PRINCIPAL, and _____
_____ as SURETY,
are held and firmly bound unto the Village of Oak Park, IL (hereafter referred to as "VOP") in the penal sum of 5% of the total bid price, or for the amount specified in Article 102.09 of the "Standard Specifications for Road and Bridge Construction" in effect on the date of invitation for bids. We bind ourselves, our heirs, executors, administrators, successors, and assigns, jointly to pay to the VOP this sum under the conditions of this instrument.

WHEREAS THE CONDITION OF THE FOREGOING OBLIGATION IS SUCH that, the said PRINCIPAL is submitting a written proposal to the VOP acting through its awarding authority for the construction of the work designated as the above section.

THERFORE if the proposal is accepted and a contract awarded to the PRINCIPAL by the VOP for the above-designated section and the PRINCIPAL shall within fifteen (15) days after award enter into a formal contract, furnish surety guaranteeing the faithful performance of the work, and furnish evidence of the required insurance coverage, all as provided in the "Standard Specifications for Road and Bridge Construction" and applicable Supplemental Specifications, then this obligation shall become void; otherwise it shall remain in full force and effect.

IN THE EVENT the VOP determines the PRINCIPAL has failed to enter into a formal contract in compliance with any requirements set forth in the preceding paragraph, then the VOP acting through its awarding authority shall immediately be entitled to recover the full penal sum set out above, together with all court costs, all attorney fees, and any other expense of recovery.

IN TESTIMONY WHEREOF, the said PRINCIPAL and the said SURETY have caused this instrument to be signed by their respective officers this
_____ day of _____A.D. 20_____

PRINCIPAL

_____ _____
(Company Name) (Company Name)

By:_____
By:_____
(Signature & Title) (Signature & Title)
(If PRINCIPAL is a joint venture of two or more contractors, the company names, and authorized signatures of each contractor must be affixed.)

SURETY

_____ _____
(Name of Surety) (Signature of Attorney-in-Fact)

STATE OF ILLINOIS,
COUNTY OF _____
I, _____, a Notary Public in and for said county, do hereby certify that _____
(Insert names of individuals signing on behalf of PRINCIPAL & SURETY.)
who are each personally known to me to be the same persons whose names are subscribed to the foregoing instrument on behalf of PRINCIPAL and SURETY, appeared before me this day in person and acknowledged respectively, that they signed and delivered said instrument as their free and voluntary act for the uses and purposes therein set forth.

Given under my hand and notary seal this _____day of _____A.D. 20_____

NOTICE
1. Improper execution of this form (i.e. missing signatures or seals or incomplete certification) will result in bid being declared irregular.
2. If bid bond is used in lieu of proposal guaranty check, it must be on this form and must be submitted with bid.

My commission expires _____.

_____
Notary Public

IV

CONTRACTOR CERTIFICATIONS

A. The undersigned hereby certifies that said vendor is not barred from bidding on the aforementioned contract as a result of a violation of either Section 33E-3 or 33E-4 of Article 33E of Chapter 38 of the Illinois Revised Statutes or Section 2-6-12 of the Oak Park - Village Code relating to “Bidding Requirements”.

B. The individual or entity making the foregoing proposal of bid certifies that he/she is not barred from contracting with the Village of Oak Park because of any delinquency in the payment of any tax administrated by the Department of Revenue unless the individual or entity is contesting, in accordance with procedures established by the appropriate revenue act, liability for the tax or the amount of the tax. The individual or entity making the proposal or bid understands that making a false statement regarding delinquency in taxes is a Class A misdemeanor and, in addition, voids the contract and allows the Municipality to recover all amounts paid to the individual or entity under the Contract in Civil action.

C. The undersigned firm certifies that it has not been convicted of bribery or attempting to bribe an officer or employee of the State of Illinois and the Village of Oak Park, nor has the firm made an admission of guilt of such conduct which is a matter of record, nor has an official, agent, or employee of the firm committed bribery or attempted bribery on behalf of the firm and pursuant to the direction or authorization of a responsible official of the firm. The undersigned firm further certifies that it is not barred from bidding on this contract as a result of a conviction for the violation of State laws prohibiting bid-rigging or bid-rotating.

D. The undersigned firm certifies that it is in compliance with House Bill 3337 which creates a Drug Free Workplace Act for Illinois with an effective date of January 1, 1992.

Organization Name

(Seal - If Corporation)

By:_____
Authorized Signature

_____
Address

_____
Telephone

Subscribed and sworn to before me this_____ day of _____, 2015.

_____
Notary Public

In the State of _____.

My Commission Expires: _____.

(Complete Applicable Paragraph Below)

(a) Corporation
The Vendor is a corporation, which operates under the legal name of

_____ and is organized and existing

under the laws of the State of _____.

The full names of its Officers are:

President_____

Secretary_____

Treasurer_____

The corporation does have a corporate seal. (In the event that their proposal is executed by a person other than the President, attach hereto a certified copy of that section of Corporate By-Laws or other authorization by the Corporation that permits the person to execute the offer for the corporation.)

RETURN THIS PAGE WITH BID

(b) Partnership

Name, Signature and Addresses of all Partners

_____

_____

_____

The partnership does business under the legal name of

_____, which name is registered with

the office of _____ in the county of

_____.

(c) Sole Proprietor

The Vendor is a Sole Proprietor whose full name is

_____. If the Vendor is operating under

a trade name, said trade name is _____,

which name is registered with the office of _____

in the county of _____.

Signed:_____

Sole Proprietor

Owner and / or Company Officer Information:

Please provide the Name, Social Security Number, Drivers License Number and State of Issuance of Company Owner and / or Officers.

Name	Title	SS#	Drivers License	State

RETURN THIS PAGE WITH BID

IV

CONTRACTOR'S CERTIFICATION

_____, as part of its proposal on a contract for
(name of contractor)

_____to the Village of Oak Park, hereby
(general description of item(s) proposal on)

certifies that said contractor is not barred from proposing on the aforementioned contract as a result of a violation to either Section 33E-3 or 33E-4 of Article 33E of Chapter 38 of the Illinois Revised Statutes or Section 2-6-12 of the Oak Park Village Code relating to "Proposing Requirements".

By:_____
(Authorized Agent of Contractor)

Subscribed and sworn to

before me this _____ day of

_____, 2015.

_____
Notary Public

RETURN THIS PAGE WITH BID

IV

CONTRACTOR'S CERTIFICATION (cont.)

_____, as part of its proposal on a contract for
(name of contractor)

_____ to the Village of Oak Park, hereby
(general description of item(s) proposal on)

certifies that said contractor is in compliance with House Bill 3337 which creates a Drug Free Workplace Act for Illinois with an effective date of January 1, 1992.

By:_____
(Authorized Agent of Contractor)

Subscribed and sworn to

before me this _____ day of

_____, 2015.

_____
Notary Public

RETURN THIS PAGE WITH BID

V

TAX COMPLIANCE AFFIDAVIT

_____, being first duly sworn, deposes and

says: that he/she is _____ of
(partner, officer, owner, etc.)

_____.
(contractor)

The individual or entity making the foregoing proposal or proposal certifies that he/she is not barred from contracting with the Village of Oak Park because of any delinquency in the payment of any tax administered by the Department of Revenue unless the individual or entity is contesting, in accordance with the procedures established by the appropriate revenue act, liability for the tax or the amount of the tax. The individual or entity making the proposal or proposal understands that making a false statement regarding delinquency in taxes is a Class A Misdemeanor and, in addition, voids the contract and allows the municipality to recover all amounts paid to the individual or entity under the contract in civil action.

_____
(Name of Contractor if the Contractor is an Individual)
(Name of Partner if the Contractor is a Partnership)
(Name of Officer if the Contractor is a Corporation)

The above statement must be subscribed and sworn to before a notary public.

Subscribed and sworn to this _____ day of _____, 2015.

_____
Notary Public

RETURN THIS PAGE WITH BID

Minority Business and Women Business Enterprises Requirements:

The Village of Oak Park in an effort to reaffirm its policy of non-discrimination, encourages and applauds the efforts of contractors and subcontractors in taking affirmative action and providing Equal Employment Opportunity without regard to race, religion, creed, color, sex, national origin, age, handicap unrelated to ability to perform the job or protected veteran's status.

Reporting Requirements:

The following forms must be completed in their entirety, notarized and included as part of the bid proposal document. Failure to respond truthfully to any question on this list or failure to cooperate fully with further inquiry by the Village of Oak Park will result in disqualification of your bid.

VI. Fair Employment Practices Affidavit of Compliance
VII. Village of Oak Park E.E.O. Report (2 Pages)

Disadvantaged Business Participation Reporting

In an effort to reaffirm its commitment to DBE participation the Village of Oak Park asks each general contractor bidding on Public Works Projects to report on their utilization of Minority and Women Business Enterprises. Please list the MBE/WBE companies working as sub-contractors and/or suppliers on the DBE participation statement included herewith. Feel free to make additional copies of this form if necessary and include with your bid.

VI

FAIR EMPLOYMENT PRACTICES
AFFIDAVIT OF COMPLIANCE

NOTE: Their affidavit must be executed and submitted with the signed proposal form. No proposals can be accepted by the Board of Trustees of the Village of Oak Park unless said affidavit is submitted concurrently with the proposal.

_____, being first duly sworn, deposes and says that
(name of person making the Affidavit)

_____ of _____ and that he/she
(Title or Office) (Name of Company)

has the authority to make the following affidavit; that he/she has the knowledge of the Village of Oak Park Ordinance relating to Fair Employment Practices and knows and understands the contents thereof; that he/she certifies hereby that _____ (Name of

_____ is an "Equal Opportunity Employer" as defined by Section 2000
company)

(E) of Chapter 21, Title 42 of the United States Code Annotated and Federal Executive Orders #11246 and #11375 which are incorporated herein by reference.

_____

Subscribed and sworn to before

me this _____ day of

_____, 2015

_____
Notary Public

RETURN THIS PAGE WITH BID

VII

VILLAGE OF OAK PARK
E.E.O. REPORT

Please fill out the form completely. Failure to respond truthfully to any questions on their form, or failure to cooperate fully with further inquiry by the Village of Oak Park will result in disqualification of proposal. An incomplete form will disqualify your proposal. For assistance in completing this form, contact Village Engineer Bill McKenna at (708) 358-5722.

1. Vendor Name:_____

2. Check here if your firm is:

_____ MBE

_____ WBE

_____ DBE

_____ Non-MBE/WBE

**Note if your firm is an M/WBE please fill out the attached affidavit (copies of all certification letters must be included)*

3. What is the size of the firm's current stable work force?

_____ Number of full-time employees

_____ Number of part-time employees

4. Similar information will be requested of all subcontractors working on their contract. Forms will be furnished to the low responsible bidder or contractor with the notice of contract award, and these forms must be completed and submitted to the Village before the execution of the contract by the Village.

RETURN THIS PAGE WITH BID

VII (Continued)
VILLAGE OF OAK PARK
EEO REPORT

Vendor Name_____
Total Employees_____

Job Categories	Total Employees	Total Males	Total Females	Males				Females				Total Minorities
				Black	Hispanic	American Indian & Alaskan Native	Asian & Pacific Islander	Black	Hispanic	American Indian & Alaskan Native	Asian & Pacific Islander	
Officials & Managers												
Professionals												
Technicians												
Sales Workers												
Office & Clerical												
Semi-Skilled												
Laborers												
Service Workers												
TOTAL												
Management Trainees												
Apprentices												

This completed and notarized report must accompany your bid. It should be attached to your Affidavit of Compliance. Failure to include it with your bid will be disqualify you from consideration.

An EEO-1 Report may be submitted in lieu of this report.

_____, being first duly sworn, deposes and says that he/she is the_____
(Name of Person Making Affidavit) (Title or Officer)
of _____and that the above EEO Report information is true and accurate and is submitted with the intent that it be relied upon. Subscribed and sworn to before me this _____ day of _____, 20_____.

_____ _____
(Signature) (Date)

RETURN THIS PAGE WITH BID

Participation Statement

(1) Instructions

Refer to: Minority and Women Business Enterprise Participation Program Vendor Handbook.

Submit: Schedule C and Schedule D with Bid Documents, see pages 23-26 of the Vendor Handbook).

SCHEDULE C:

VILLAGE OF OAK PARK LETTER OF INTENT FROM MBE /WBE
TO PERFORM AS A SUBCONTRACTOR, SUPPLIER AND/OR CONSULTANT

M/WBE Firm: _____Contract #:_____

Address: _____City/State/Zip:_____

Contact Person: _____ Phone: _____ Fax: _____

Certification Expiration Date: _____Race/Gender: _____

Will the M/WBE firm be subcontracting any of the performance of this contract to another firm?
[ ] No [ ] Yes – Please attach explanation.
Proposed Subcontractor:
_____
The undersigned M/WBE is prepared to provide the following Commodities and or Services for the above named Project/Contract:
_____
_____
Indicate the **Total Dollar Amount**, the **Percentage**, and the **Terms of Payment** for the above-described Commodities/Services:
_____
_____
(If more space is needed to fully describe the M/WBE Firm's proposed scope of work and/or payment schedule, attach additional sheets.)
Prime Bidder/Proposer declares and affirms that the facts and representations set forth herein are true and correct and no material facts have been omitted.

_____	_____
Signature (M/WBE)	Signature (Prime Bidder/Proposer)
_____	_____
Print Name	Print Name
_____	_____
Firm Name	Firm Name
_____	_____
Date	Date

Subscribed and sworn before me this _____ day of _____, 20_____,

_____ (SEAL)
Signature of Notary Public

My Commission expires on_____

RETURN THIS PAGE WITH BID

SCHEDULE D:
VILLAGE OF OAK PARK
M/WBE PARTICIPATION AFFIDAVIT

Contract #: _____ Contract Value: $_____

Contact Person: _____ Phone: _____Fax: _____

Description of Commodities/Services to be provided by the Bidder/Proposer on this Contract:
_____

Any questions regarding compliance with these requirements should be directed to:

Finance Department
The Village of Oak Park, 123 Madison Street, Oak Park, Illinois 60302
PHONE: 708.358.5460, FAX: 708.358.5105.

I, _____(print name) hereby agree to comply with and be bound by the provisions to submit, as part of this bid/proposal, a detailed M/WBE Participation Plan with and at the time and place of the submissions of this bid/proposal; that the M/WBE Participation Plan is an element of bidder/proposer responsiveness and responsibility; and are incorporated as part of the contract; that heirs, executors, and administrators or assigns and any other persons or entities claiming by or through the bidder/proposer including but not limited to insurance companies, bonding companies, or sureties are bound by this agreement; and do declare and affirm that, to the best of my knowledge, information and belief, the facts and representations set forth in this M/WBE Participation Affidavit are true and correct, and that no material facts have been omitted.

_____	_____
Signed	Name and Title (Print)
_____	_____
Firm Name (Print)	Firm Address (Print)
_____	_____
Phone Fax	City/State/Zip

SUBSCRIBED AND SWORN before me this _____ day of _____, 20__,

_____
Signature of Notary Public

(SEAL)

RETURN THIS PAGE WITH BID

SCHEDULE D:
M/WBE PARTICIPATION AFFIDAVIT

M/WBE firms may participate in the performance of this contract, either DIRECTLY or INDIRECTLY, as:
Prime Bidders/Proposers; Joint Venture Partners; Subcontractors; and/or Suppliers.

Name of M/WBE Firm:		Race / Gender:
Address:		
City/State/Zip:		
Telephone No.:		Fax:
Contact Person:		
Dollar Amount: $	%	Schedule C attached? [ ] Yes [ ] No
Description of Commodity/Service:		

Name of M/WBE Firm:		Race / Gender:
Address:		
City/State/Zip:		
Telephone No.:		Fax:
Contact Person:		
Dollar Amount: $	%	Schedule C attached? [ ] Yes [ ] No
Description of Commodity/Service:		

Name of M/WBE Firm:		Race / Gender:
Address:		
City/State/Zip:		
Telephone No.:		Fax:
Contact Person:		
Dollar Amount: $	%	Schedule C attached? [ ] Yes [ ] No
Description of Commodity/Service:		

Total MBE $_____ _____%
Total WBE $_____ _____%
Grand Total MBE $_____ _____%
Grand Total WBE $_____ _____

RETURN THIS PAGE WITH BID

The undersigned affirms that the foregoing statements are true and correct and include all material information necessary to identify and explain the terms and operations of our joint venture and the intended participation of each partner in the undertaking. Further, the undersigned covenants and agrees to provide to the Village of Oak Park current, complete and accurate information regarding actual joint venture work and the payment therefore, and any proposed changes in any provision of the joint venture agreement, and to permit the audit and examination of the books, records and files of the joint venture, or those of each partner relevant to the joint venture by authorized representatives of the Village of Oak Park.

Any material misrepresentation will be grounds for terminating any contract which may be awarded and for initiating action under federal and state laws concerning false statements.

Note: If after filing this Schedule B and before the completion of the joint venture's work on the project, there is any change in the information submitted, the joint venture must submit a revised version of this document to the Village of Oak Park either directly, or through the prime contractor if the joint venture is a subcontractor.

_____	_____
Name of MBE/WBE Partner Firm	Name of non-MBE/WBE Partner Firm
_____	_____
Signature of Affiant	Signature of Affiant
_____	_____
Name and Title of Affiant	Name and Title of Affiant
_____	_____
Date	Date

On this _____ day of _____, 20_____, the above signed

officers_____,
(names of affiants)

personally appeared and, known to me are the persons described in the foregoing Affidavit, acknowledged that they executed the same in the capacity therein stated and for the purpose therein contained.

IN WITNESS WHEREOF, I hereunto set my hand and seal.

_____
Signature of Notary Public

(SEAL)

Commission Expires: _____

RETURN THIS PAGE WITH BID

Contract Bond

NAME AND ADDRESS OF CONSTRACTOR_____, as PRINCIPAL, and NAME AND ADDRESS OF SURETY_____, as SURETY, is held and firmly bound unto the Village of Oak Park (hereafter referred to as "Village") in the penal sum of **CONTRACT AMOUNT IN WORDS ($ AMOUNT IN NUMBERS)**, well and truly to be paid to the Village, for the payment of which its heirs, executors, administrators, successors and assigns, are bound jointly to pay to the Village under the conditions of this instrument.

WHEREAS, THE CONDITION OF THE FOREGOING OBLIGATION IS SUCH that, the Principal has entered into a written contract with the Village, acting through its President and Board of Trustees, for the construction of work, which contract is hereby referred to and made a part hereof as if written herein at length, and whereby the Principal has promised and agreed to perform the work in accordance with the terms of the contract, and has promised to pay all sums of money due for any labor, materials, apparatus, fixtures or machinery furnished to such Principal for the purpose of performing such work, including paying not less than the prevailing rate of wages in Cook County, where the work is for the construction of any public work subject to the Prevailing Wage Act, and has further agreed to save and indemnify and keep harmless the Village against all liabilities, judgments, costs and expenses which may in any manner accrue against the Village in consequence of granting such contract or which may in any manner result from the carelessness or neglect of the Principal, his agents, employees or workmen in any respect whatever; and has further agreed that this bond will inure to the benefit of any person, firm, company, or corporation, to whom any money may be due from the Principal, subcontractor or otherwise, for any such labor, materials, apparatus, fixtures or machinery so furnished and that suit may be maintained on such bond by any such person, firm, company, or corporation, for the recovery of any such money.

NOW THEREFORE, if the Principal shall well and truly perform the work in accordance with the terms of the contract, and shall pay all sums of money due or to become due for any labor, materials, apparatus, fixtures or machinery furnished to it for the purpose of constructing such work, and shall commence and complete the work within the time prescribed in the contract, and shall pay and discharge all damages, direct and indirect, that may be suffered or sustained on account of such work during the time of performance thereof and until the work shall have been accepted, and shall save and indemnify and keep harmless the Village against all liabilities, judgments, costs and expenses which may in any manner accrue against the Village in consequence of granting such contract or which may in any manner result from the carelessness or neglect of the Principal, his agents, employees or workmen in any respect whatever; and shall in all respects fully and faithfully comply with all the provisions, conditions, and requirements of the contract, then this obligation will be void; otherwise it will remain in full force and effect.

IN WITNESS WHEREOF, the PRINCIPAL and the SURETY have caused this instrument to be signed by their respective officers this _____ day of _____**,** 2015.

NAME OF PRINCIPAL

By: _____
Signature

By: _____
Printed Name

Its: _____
Title

Subscribed to and Sworn before me on the

_____ day of _____, 2015.

_____
Notary Public

NAME OF SURETY

By: _____
Signature of Attorney-in-Fact

Subscribed to and Sworn before me on the

_____ day of _____, 2015.

_____
Notary Public

Contract

1. THIS CONTRACT is entered into on _____ by and between the Village of Oak Park, 123 Madison St., Oak Park, IL 60302 acting by and through its President and Board of Trustees and **name and address of contractor**, its executors, administrators, successors or assigns (hereinafter "Contractor".)

2. The following documents set forth the terms of this Contract and are incorporated herein:
   a. The Village of Oak Park's Notice to Bidders, Special Provisions and Plans for Project 15-13, Water and Sewer Main Improvements;
   b. Contractor's Proposal dated _____; and
   c. The Contract Bond.

3. Where the terms of the Contractor's Proposal conflict with the terms set forth in the Village's Notice to Bidders, Special Provisions and Plans, the Village's Notice to Bidders, Special Provisions and Plans shall control.

4. The Contractor shall at its own cost and expense perform all the work, furnish all materials and all labor necessary to complete the work in accordance with the terms of this Contract and the requirements of the Director of Public Works or the Director's designee.

5. The Contractor agrees to pay not less than the general prevailing rate of hourly wages for work of a similar character on public works in Cook County, Illinois, and not less than the general prevailing rate of hourly wages for legal holiday and overtime work, to all laborers, workers and mechanics employed on this project and to otherwise comply with the Illinois Prevailing Wage Act.

6. The Contractor affirms that the individual signing this Contract is authorized to execute this Contract on behalf of the Contractor.

IN WITNESS WHEREOF, the parties have executed this Contract on the date above mentioned.

Attest:

_____

Teresa Powell
Village Clerk
(Seal)

Village of Oak Park

By _____

Cara Pavlicek
Village Manager

Name Of Contractor

By:_____
Signature

_____
Printed Name

Its: _____
Title

SPECIAL PROVISIONS

General Requirements: The contract and work shall be carried out in conformance with the Ordinances of the Village of Oak Park, the attached Plans and Special Provisions, and the Illinois Department of Transportation "Standard Specifications for the Road and Bridge Constructions," Adopted January 1, 2012 (hereinafter referred to as the "Standard Specifications"), the "Supplemental Specifications and Recurring Special Provisions," adopted January 1, 2015 (as indicated on the check sheet included herein), the "Standard Specifications for Traffic Control Items", and the latest edition of the "Illinois Manual on Uniform Traffic Control Devices for Streets and Highways" in effect on the date of invitation for bids. Plan notes shall take precedence over specifications. Special Provisions are supplemental to said specifications, and in case of conflict with any part or parts of said specifications, said special provisions shall take precedent and shall govern.

Completion of Contract: All work shall be substantially completed by October 15, 2015. The contractor shall schedule his operations so as to achieve final completion and correction of punch list items at all sites, by October 15, 2015.

Alterations, Omissions and Extra Work: The Village reserves the right to increase or decrease the quantity of any item or portion of the work, or to omit portions of the work, as may be deemed necessary.

Project 15-22

Marion Street Crosswalk Improvements

Special Provisions
and
Plan Drawings

Contents:

- Title Page
- Introduction
- General Requirements
- Materials
- Construction Work
- Plan Quantities
- Plan Drawings

Introduction

Project Description - This work includes all labor, materials, tools, and equipment required repair four existing decorative stone paver block pedestrian crosswalks at two locations in Downtown Oak Park.

At the first location, the work involves removing and replacing one pedestrian crosswalk surface layer consisting of approximately 263 square feet of 3 inch thick bluestone paver blocks along with a nominal 3 inch thick cement mortar bed underneath and then replacing it with new 3 inch thick granite paver blocks. The existing p.c.c. concrete base course under the crosswalk will remain.

At the second location, the work consists of repairing three granite stone pedestrian crosswalks by removing and later resetting the brick and granite paver block surface layer, removing and replacing portions of the p.c.c. concrete base course under the crosswalk, and grouting under the crosswalks in order to stabilize the subgrade to prevent future settlement.

Work Location and Environment - Both locations are in a downtown commercial area in Oak Park, Illinois. The one crosswalk (crosswalk "A") is located on the south leg of Marion Street at its intersection with Lake Street. The other three crosswalks (crosswalks "I", "J" and "K") are located approximately one-eight mile to the south at the intersection of Marion Street and South Boulevard. Both locations are built up with decorative bluestone sidewalks, granite curbs, paver brick pavements, ornamental street lighting and other appurtenances.

General Requirements - The contract and work shall be carried out in conformance with the Ordinances of the Village of Oak Park, the attached Plans and Special Provisions, and the Illinois Department of Transportation's "Standard Specifications for the Road and Bridge Construction", adopted January 1, 2012 (hereinafter referred to as the "Standard Specifications"), the "Supplemental Specifications and Recurring Special Provisions," adopted January 1, 2015, the "Standard Specifications for Traffic Control Items", and the latest edition of the "Illinois Manual on Uniform Traffic Control Devices for Streets and Highways" in effect on the date of invitation for bids. Plan notes shall take precedence over specifications. Special Provisions are supplemental to said specifications, and in case of conflict with any part or parts of said specifications, said special provisions shall take precedent and shall govern.

Completion Date of Contract - All work, including clean-up and punch list work, as specified, shall be completed by Thursday, October 15, 2015.

Alterations, Omissions and Extra Work - The Village reserves the right to increase or decrease the quantity of any item or portion of the work, or to omit portions of the work, as may be deemed necessary.

General Requirements

1. Working During Downtown Oak Park Special Events

Both work locations are in a downtown commercial area known as Downtown Oak Park. The Downtown Oak Park Business Associations sponsors various public special events during the year. Most of these events take place on Marion Street. The Contractor shall arrange his/her work schedule so that the construction work will not interfere with these events.

Unless directed otherwise by the Engineer, the Contractor shall cease work at 12:00 PM, noon, on the day preceding the event in order to close up the construction sites, install the necessary barricading and fencing to protect the construction sites from intrusion by patrons of the public events, secure and protect work materials and equipment, and clean up the area immediately surrounding the construction sites. The Contractor may have to stop work earlier if necessary in order to give the event sponsors adequate time to set up for an event.

All dollar costs incurred by the Contractor that are related to stopping and starting work around the scheduled special events shall be considered as incidental to the contract.

Listed below are the known scheduled events as of June 5, 2015.

Thursday Night Out	every Thursday night from 5:00 PM to 9:00 PM between May 21 and August 27 inclusive
Shop Outdoor Sale	Thursday, July 16 through Saturday, July 18
Art dans la Rue	Tuesday, August 4, from 12:00 PM to 9:00 PM
Microbrew Review	Saturday, August 15, from 3:00 PM to 7:00 PM
Oaktoberfest	Friday, September 18, from 4:00 PM to 10:00 PM and Saturday, September 19, from 12:00 PM to 10:00 PM
Green Halloween	Saturday, October 17, from 11:00 AM to 3:00 PM
Winterfest	Saturday, December 5, from 11:00 AM to 3:00 PM

Home for the Holidays Saturday, December 19, from 11:00 AM to 3:00 PM

A current and up-to-date listing of events can be found on the Downtown Oak Park website at http://www.downtownoakpark.net/signature-events/ . The Contractor should contact Downtown Oak Park for any event related questions. The contact information is:

Downtown Oak Park
1010 Lake Street, Suite 114 Oak Park, Illinois 60301
Hours: Monday–Friday, 9:00am to 5:00pm
Phone 708-383-4145 | Fax 708-383-4975
info@downtownoakpark.net

2. Existing Materials:

The Contractor shall remove all of the existing 12" x 12" x 3" granite pavers, 12" x 24" x 3" granite pavers, 12" x 24" x 3" bluestone pavers, and adjacent 3" x 9" x 3" paver bricks within the construction site in such a manner as to not damage them.

For the Marion and Lake crosswalk repair, all salvageable bluestone and granite pavers shall remain the property of the Village of Oak Park (the Village). The Village shall determine which pavers are salvageable. The Contractor shall palletize the salvageable bluestone and/or granite pavers and deliver them to a storage location as directed by the Village.

Unsalvageable bluestone and/or granite pavers shall become the property of the Contractor. The Contractor shall dispose of and transport the unsalvageable bluestone and/or granite pavers to a proper disposal location outside of the corporate limits of the Village.

For the three South Boulevard and Marion Street crosswalk repairs, the Contractor shall carefully remove the necessary amounts of existing brick and granite pavers and safely store them for later use. The Contractor shall reset these brick and granite pavers after the p.c.c. base course has been replaced.

The Contractor shall remove and safely store the existing street paver bricks that are located adjacent to the construction site in order to facilitate the repair of the four pedestrian crosswalks. The Contractor shall reinstall these existing brick street pavers after the repair of the crosswalks.

3. Sprinkling Systems

The contractor shall be careful not to damage sprinkling systems that may be located in parkways adjacent to the curbs, sidewalks or alley pavement and any damage done to the sprinkling systems due to his negligence shall be repaired by the contractor at his/her expense to the satisfaction of the Engineer.

If adjustments to the sprinkling systems are needed due to pavement widening or change in the parkway grade, the Contractor shall retain a licensed irrigation contractor to make such adjustments. This work will be paid for separately.

4. Storage of Materials and Equipment

At no time shall the contractor store material and equipment in areas other than those specified by the Engineer. Any damage to sidewalks, curbs, parkways, yards or garage aprons due to the negligence of the contractor shall be restored by the contractor at his/her own expense. No additional compensation shall be allowed the contractor for compliance with this requirement.

The Contractor may use the street-turn-around, located on Westgate Street approximately 170 feet west of the Marion and Westgate street intersection, as an equipment and materials staging and storage site. The Contractor may also use Village parking lot # 108, located approximately 400 feet west of the Marion Street and South Boulevard intersection.

The Contractor shall provide and maintain adequate fencing, barricading, and warning lights around the equipment and materials staging and storage site so as to protect the public (pedestrians and motor vehicles) from any dangers associated with the equipment and materials staging and storage site.

The Contractor shall provide and maintain at all times adequate motor vehicle and pedestrian ingress and egress to the public alleys located adjacent to both proposed equipment and materials staging and storage sites.

The Contractor shall provide and maintain at all times adequate motor vehicle and pedestrian ingress and egress to and on that portion of Westgate Street between the street-turn-around and the Marion and Westgate street intersection

5. Examination of Plans, Specifications, Special Provisions and Work:

The bidder shall comply with Sections 102 and 104 of the Standard Specifications relative to examination of the Plans, Specifications, Special Provisions and site of work and hereby is advised that due to the nature of the contract, he/she shall place special emphasis on inspection in detail of the site of the proposed work and familiarization with all local conditions, traffic and otherwise, affecting the contract and the detailed requirements for construction.

6. Protection of Existing Facilities and J.U.L.I.E.

Marion Street between Lake Street and a point two blocks south of South Boulevard is built with decorative bluestone sidewalks, granite curbs, paver brick pavements, ornamental street lighting and various other decorative materials and landscaping. The contractor shall be required to protect all areas, including building facades, surrounding the project area from damage due to repair of the crosswalks.

Prior to the start of construction, the Village and the Contractor shall together walk through and around the construction site and take photographs of the construction site and adjacent areas in order to document the existing physical conditions prior to the start of construction.

Prior to the start of construction, the Contractor shall inform the Village as to the means and methods the Contractor proposes to use to repair the pedestrian crosswalks in such a manner as to prevent removed debris and/or dust from damaging or discoloring adjacent properties and buildings.

The Village reserves to right to direct the Contractor to use alternative means and methods if the Village determines that debris and/or dust generated by the Contractor's proposed means and methods may damage or discolor the adjacent public right-of-way, adjacent properties and buildings, or the existing P.C. Concrete base course under the pedestrian crosswalks.

The Contractor shall use appropriate protection methods to prevent removed debris and/or dust from damaging or discoloring adjacent properties and buildings.

The Contractor shall fully repair or replace damaged or discolored adjacent properties and/or buildings to the satisfaction of the property and/or building owners at no additional compensation from the Village of Oak Park.

At no time shall J.U.L.I.E. mark the existing utilities with paint or other permanent materials. It shall be the contractor's responsibility to coordinate these requirements with all project stakeholders, including but not limited to J.U.L.I.E., subcontractors, and suppliers.

The Contractor shall call JULIE at 1 (800) 892-0123 for location of underground utilities prior to beginning of construction so that buried services in the location of construction may be located and staked. Where adjustments of the utility frames are necessary, the contractor shall contact the respective utility company and make arrangements for their adjustments.

The Contractor shall also notify the Water & Sewer and Street Lighting Divisions of the Village of Oak Park at (708) 358-5700 prior to the start of construction at any location. Any damage by the contractor to street lighting cables and water services shall be repaired or replaced by the contractor at his/her own expense.

The Contractor shall make his own investigation to determine the existence, nature and location of all utility lines and appurtenances within the limits of the improvement.

The Contractor shall be held responsible for any damage to existing utility lines and appurtenances resulting from the operations of his/her equipment or crew. No extra compensation will be allowed to the contractor for any expense incurred because of delays, inconvenience or interruption to his/her work resulting from compliance with the above requirements.

7. Cleaning Existing Structures:

All existing drainage structures shall be inspected by the contractor, together with the Engineer prior to starting construction and a record kept of their condition. All debris which accumulates in these structures during the time the contract is in force shall be removed and disposed of by the contractor at his own expense.

All debris and foreign material found in the existing drainage structures before construction operations start shall remain in place unless ordered removed by the Engineer. If the contractor is required to remove and dispose of this material, he will be paid in accordance with the provision of Article 109.04 of the Standard Specifications.

8. Contractor Qualifications

The Contractor and its subcontractors shall meet or exceed the following qualifications.

1. Three years' experience with at least 100,000 square feet of sand set brick pavers and mortar set granite pavers installed.

2. Successful completion of five brick paver installations similar in design, material and extent as indicated on this project.

9. Staging and Completion of Contract

The Contractor shall not start the pedestrian crosswalk repair work and lane closures until the Contractor has taken physical possession of all of the required construction materials.

Prior to the start of work, the contractor shall submit to the Village for review and approval a proposed work schedule, including a material delivery schedule. The Contractor shall not start working until the Village has approved the proposed work and material delivery schedules.

At least one week prior to the start of the removal operations, the Contractor shall submit a construction phasing plan to the Village for review and approval.

This phasing plan shall indicate how the Contractor intends to maintain at least one direction of Marion Street and/or South Boulevard and/or Lake Street as open to motor vehicle traffic at all times through the construction sites.

When one direction of Marion Street and/or South Boulevard and/or Lake Street is closed to vehicle traffic, the Contractor shall manufacture, provide, install, maintain, and remove warning signage informing the motorists of the streets that are closed and of the proposed detour routes. This signage shall be installed on Marion Street and/or Lake Street and/or South Boulevard as appropriate. The size, color and wording of the warning signage shall conform to current Manual Of Uniform Traffic Control Devices and IDOT traffic control standards.

The Contractor shall provide and maintain a safe passageway for pedestrians through and around the construction site at all times.

The completion date pertains to the work items outlined in this contract. Any “Punch List” work that is required shall be completed by the completion date of this project. Failure to complete punch list work will result in forfeiture of any retainage held in this contract.

10. Traffic Control and Protection

The Contractor shall furnish, install, maintain, move, and remove work zone traffic control and protection according to the specifications as found Division 700 entitled Work Zone Traffic Control and Protection, Signing, and Pavement Marking of the Standard Specifications for Road and Bridge Construction from the Illinois Department of Transportation.

11. Maintenance Of Roadways:

Beginning on the date that the contractor begins work on this project, he/she shall assume responsibility for the normal maintenance of all existing roadways with the limits of the improvement. This normal maintenance shall include all repair work deemed necessary by the Engineer. (e.g. pot hole patching, street sweeping, placing stone for temporary sidewalks and driveways, etc.)

Specific Pay Items have been included in this contract to assure that this maintenance work is performed to the satisfaction of the Village. We strongly urge the contractor to utilize these resources so as to reduce the inconvenience of the residents living in these construction areas.

The streets where material has been stockpiled must be cleaned completely on a regular basis, but not less than once per week.

12. Concrete Breakers:

When removing pavement, curb and gutter, shoulder, and/or any other structures, the use of any type of concrete breakers which might damage underground public or private utilities will not be permitted. Under no circumstances will the use of a frost ball be permitted.

13. Fine Aggregate For Portland Cement Concrete And Class Si Concrete:

The gradation for fine aggregate for Portland Cement Concrete and Class SI Concrete shall conform to gradation FA 1 as called for under Article 1003.02(c) of the Standard Specifications.

14. Cooperation By Contractor And Weekly Progress Meetings:

Attention is hereby focused on Article 105.06 of the Standard Specifications with regards to the Contractor having on site at all times “A competent English Speaking Superintendent”. This superintendent shall be able to be reached at all times including the days subcontractors are only working on the site. All work instructions shall be channeled through the superintendent.

Weekly progress meetings will be conducted in the Engineer’s office. These meetings will focus on the work slated for the upcoming week and highlight work completed the prior week. If work is found to be progressing smoothly, these meetings may be scheduled on a bi-weekly basis.

15. Work Hours And Scheduling Layout Of Lines And Grades

The Village of Oak Park Code restricts construction to the hours of 7:00 A.M. and 6:00 P.M., 7 days a week. No equipment may be started on any part of the project prior to 7:00 A.M. Violations of this code are subject to Police enforcement and subsequent fines as outlined in the code. Also, the contractor shall notify the Resident Engineer a full 48 hours in advance of any layout and/or grade requests. Any requests for layout and grades that are made less than 48 hours in advance will require payment of premium time for the Resident Engineer and Engineering Technician. Such costs will be billed directly to the contractor at a rate of $75.00 per hour for the two staff members.

16. Working In The Area Of Existing Parkway Trees:

No nails or tacks of any sort shall be used for installing temporary “No Parking” signs on any trees. The contractor shall notify the Village Forester of any potential conflicts between their equipment and parkway trees. The Forester will determine the course of action necessary to reduce such conflict. Also, any excavation that disturbs tree roots shall be brought to the attention of the Village Forester. In the event roots need to be trimmed a rotary saw capable of making a clean, smooth cut shall be used to trim such roots. This work shall be considered incidental to the contract.

17. Street Closures And Parking Conflicts

The Village of Oak Park requires a notice of a street closure. The Contractor must notify the Police Dept. and Fire Dept. of these closures. Phone numbers may be found on the cover sheet of the plan set for the project.

When the Contractor will be working on a block that requires closure and/or changes to parking restrictions they must coordinate with the Parking Dept. to develop an alternate parking plan for permitted parkers and provide information and notice so residents/permitted parkers are aware of their alternatives.

18. Use Of Fire Hydrants

The Contractor must obtain a water meter from the Village's Water and Sewer Department before any work commences. A deposit, payable at Village Hall is required. Upon return of the meter the deposit will be refunded.

Fire hydrants shall be accessible at all times to the Fire Department. No materials or other obstructions shall be placed closer to a fire hydrant than 15 (fifteen) feet. Any arrangements of less than 15 feet must be approved by the Fire Department.

19. Measurement and Payment

All measurements, dimensions, and quantities shown on the plan drawing and in the project specifications are approximate values for estimation purposes only. The Contractor shall be solely and fully responsible for obtaining complete and accurate measurements, dimensions, and quantities in order to furnish and install the materials as specified on these plan drawings and in the project specifications.

Final as-built measurements and quantities for payment will be calculated upon completion of the project.

Measurement and payment for this project shall be in accordance with the applicable portions of Section 109 MEASUREMENT AND PAYMENT, of the Standard Specifications for the Road and Bridge Construction except as follows.

The HIGH-EARLY STRENGTH PORTLAND CEMENT CONCRETE BASE COURSE 7" will be measured in place and the area computed in square feet.

The below ground permeation grouting for the three crosswalks at Marion Street and South Boulevard will be paid for at the contract unit price per each for LOW PRESSURE PERMEATION GROUTING.

Materials

1. Brick Pavers

The existing brick pavers meet the following specifications:

Manufacturer: Whitacre Greer Company
3" x 9" x 3"
Boardwalk Series
Lugged and Cobbled
36 Red Sunset color

2. Granite Pavers

The Contractor shall furnish and install new granite pavers meeting the following specifications:

Manufacturer: Coldspring
17482 Granite West Rd.
Cold Spring, MN 56320
Toll-Free: 1-800-551-7502
Phone: 320-685-3621
Fax: 320-685-8490

12" x 12" x 3" Granite Pavers
Rockville White color
Thermal finish

12" x 24" x 3" and 12" x 12" x 3" Granite Pavers
Mesabi Black color
Diamond 10 finish

3. Jointing and Bedding Sand

Provide jointing sand and bedding sand as follows:

1. Jointing sand shall be polymeric sand.

2. Clean, well graded, sand free from soluble salts and other deleterious or foreign matter.

3. Sand shall be natural silica sand or sand manufactured from crushed rock.

4. Do not use screenings or stone dust for jointing sand or bedding sand.

Bedding Sand should be washed and well-graded polymeric sand conforming to ASTM C 33 Specification for Concrete Aggregates.

ASTM C 33 Gradations for Bedding Sand

Sieve Size	Percent Passing
3/8 in. (9.5 mm)	100
No. 4 (4.75 mm)	95 to 100
No. 8 (2.36 mm)	80 to 100
No. 16 (1.18 mm)	50 to 85
No. 30 (0.600 mm)	25 to 60
No. 50 (0.300 mm)	5 to 30
No. 100 (0.150 mm)	0 to 10
No. 200 (0.075 mm)	0 to 3

The Contractor shall not use mason's sand, or sand conforming to ASTM C 144 for bedding sand.

Jointing Sand should be washed and well graded polymeric sand conforming to ASTM C 144 Aggregates for Masonry Mortar.

ASTM C 144 Gradations for Jointing Sand

	Percent Passing, by Weight	
Sieve Size	Natural Sand	Manufactured Sand
No. 4 (4.75 mm)	100	100
No. 8 (2.36 mm)	95 to 100	95 to 100
No. 16 (1.18 mm)	70 to 100	70 to 100
No. 30 (0.600 mm)	40 to 75	40 to 75
No. 50 (0.300 mm)	10 to 35	20 to 40
No. 100 (0.150 mm)	2 to 15	10 to 25
No. 200 (0.075 mm)	0 to 5	0 to 10

4. Thin-set Mortar

The polymer fortified thin-set mortar used under the 12" x 12" x 3" Rockville White granite pavers shall be Laticrete 254 Platinum this-set product, or approved equal. The material shall meet or exceed Standards ANCS A118.4 and ANSI 118.11, and EN 12004, and ISO 13007.

Latex Modified Mortar Setting Bed

The mortar setting bed under the granite pavers shall be a latex-modified Portland cement mixture conforming to Standard ASTM C270, *Specification for Mortar for Unit Masonry*, Type M mortar with a minimum compressive strength of 2,500 lbs/square inch.

The air content shall be above 5 to 7 percent by volume.

The Type M mortar shall be 1 part Portland or blended cement, up to ¼ part lime, and 2-1/2 to 3 parts sand.

The aggregate for the setting bed mortar should comply with the requirements of ASTM C144, *Specification for Masonry Mortar*.

5. Parge Coat

The parge coat above and below the mortar setting bed shall be made with a mixture of Portland cement, and Laticrete 4237 Latex Additive, or approved equal, in the proportions as specified by the manufacturer.

6. High-early Strength Portland Cement Concrete Base Course 7"

The proposed 7" thick high-early strength portland cement concrete base course shall meet or exceed Illinois Department of Transportation specifications for class PV portland cement concrete for base course. The concrete shall achieve a minimum mix design compressive strength of 3,500 pounds per square inch after seventy-two (72) hours.

The Contractor shall provide a suitable mix design to the Engineer for review and approval prior to the placement of the base course.

7. 1-1/4" x 18" Dowel Bars

The 1-1/4" x 18" dowel bars shall conform to Article 1006.11 of the Illinois Department of Transportation Standard Specifications for Road and Bridge Construction.

8. Low Pressure Permeation Grouting Material

The grouting material shall be designed for stabilizing the underlying granular material sub-base under the crosswalks so as to inhibit further crosswalk settlement in the defined grout zones. Prior to beginning the grouting operation, the Contractor shall provide to the Engineer for review and approval complete grout material specifications and grouting methods.

9. Subbase Granular Material. Type B

The subbase granular material Type B shall conform to Illinois Department of Transportation gradation CA-6

Construction Work:

Removal

For the crosswalk on Marion Street at Lake Street, the Contractor shall remove all of the existing 12" x 12" x 3" granite pavers and 12" x 24" x 3" bluestone pavers within the construction site in such a manner as to not damage them as some of the granite and bluestone pavers will be salvaged and remain the property of the Village.

If necessary, the Contractor shall remove and safely store the existing brick street pavers that are located adjacent to the construction site in order to facilitate installation of the new 3" granite pavers. The Contractor shall reinstall these existing brick street pavers after the installation of the new granite paver crosswalk.

The Contractor shall use appropriate hand and/or mechanical methods to completely remove the existing nominal 3 inch sand and/or mortar and/or concrete setting beds under the removed bluestone and/or granite pavers and/or brick street pavers down to the existing ± 7 inch thick P.C. Concrete base course.

The Contractor shall not use any hand and/or mechanical methods that may in the opinion of the Engineer damage in any manner the existing ± 7 inch thick P.C. Concrete base course.

For the three crosswalks at the Marion Street and South Boulevard intersection, the Contractor shall carefully remove and safely store the existing 3" granite pavers so as to expose the existing p.c.c. base course that will be removed and replaced. The Contractor shall remove the granite pavers in such a manner as to not damage them as they will be reset back into the crosswalk repair area after the installation of the new p.c.c. base course.

The Contractor shall remove and safely store the existing brick street pavers that are located adjacent to the construction site in order to facilitate installation of the new p.c.c. base course. The Contractor shall reinstall these existing brick street pavers after the resetting of the granite pavers in the crosswalk.

The Contractor shall use appropriate hand and/or mechanical methods to completely remove from both the existing granite pavers and the existing p.c.c. base course, the existing nominal 3 inch sand and/or mortar and/or concrete setting beds. The setting beds under the removed granite pavers and/or brick street pavers shall be completely

removed from the existing exposed ± 7 inch thick P.C. Concrete base course that is adjacent to the proposed p.c.c. base course.

The Contractor shall not use any hand and/or mechanical methods that may in the opinion of the Engineer damage in any manner the existing ± 7 inch thick P.C. Concrete base course that is to remain.

For all four of the crosswalks, the Contractor shall dispose of all surplus, unstable, and unsuitable materials and organic waste, is such a manner that public or private property will not be damaged or endangered. All construction and demolition debris or waste shall be disposed of in a licensed landfill, recycled, reused, or otherwise disposed of as allowed by State of Illinois or Federal solid waste disposal laws and regulations and solid waste determinations of the IEPA.

The Contractor shall transport and dispose of on a daily basis all construction and demolition debris or waste to a location outside of the Village corporate limits.

The Contractor shall use appropriate protection methods to prevent removed construction debris and dust from damaging or discoloring, the public right-of-way, adjacent properties and buildings.

The Contractor shall fully repair or replace damaged or discolored adjacent properties and/or buildings to the satisfaction of the property and/or building owners at no additional compensation from the Village of Oak Park.

Construction Requirements

The granite pavers and brick street pavers shall be installed under clear, dry, and warm weather conditions. Do not install sand or pavers during rain or snowfall. Do not install sand or pavers over frozen base course. Do not install frozen materials. Do not install pavers on frozen or saturated sand.

The finished elevations of the repaired crosswalks shall be the same as the existing elevations of the surrounding street, curb, and sidewalk at all points along the repaired crosswalks. The poured in-place thicknesses of the new mortar setting bed and/or thin-set and/or p.c.c. base course may have to be adjusted in order to meet the elevation requirement.

High-Early Strength Portland Cement Concrete Base Course 7"

For the three crosswalks at the South Boulevard and Marion Street intersection, after removing and storing the necessary existing granite and brick pavers, the Contractor shall remove the existing p.c.c. base course to the limits marked by the Engineer. The Contractor shall use a full-depth saw cutting tool to completely and cleanly separate the base course to be removed from the base course to remain. After the full depth saw cutting has been completed, the Contractor may use impact tools such as a jack hammer to remove the separated base course.

In the case where the existing base course is less than 7" in thickness, the Contractor shall remove sufficient existing subbase granular material in order to allow for the placement of the new 7" high-early strength p.c.c. concrete base course to the proper elevation. The Contractor shall compact the remaining subbase granular material to the satisfaction of the Engineer.

In the case where placing the proposed 7" high-early strength p.c.c. base course to the proper elevation would result in a cavity between the bottom of the base course and the existing subbase granular material, the Contractor shall first fill in the cavity with new subbase granular material to a sufficient thickness in order to place the proposed p.c.c. base course to the proper elevation. The Contractor shall compact the new subbase granular material to the satisfaction of the Engineer.

The existing 12" x 12" x 3" granite banding along the edges of the crosswalk sits on a 12" wide x ± 2-1/2" high curb. New 12" wide x ± 2-1/2" high curbs shall be poured integral to the proposed p.c.c. base course. The height of the curb may vary due to field conditions.

The contractor shall use the necessary forming and framing required to obtain a rectangular shaped concrete curb of the required dimensions. Placing the curb without using forming and framing will not be allowed.

If the new 7" p.c.c. base course must be placed in two or more pours, then the Contractor shall tie the pours together using 1-1/4" x 18" dowel bars at 12" c-c spacing. In all cases, the Contractor shall tie the new 7" p.c.c. base course to the existing adjacent p.c.c. base course using 1-1/4" dowel bars at 12" c-c spacing.

All labor, materials and equipment required to remove and replace the portland cement concrete base course shall be considered as included in the unit prices for

REMOVE CONCRETE BASE COURSE, HIGH-EARLY-STRENGTH PORTLAND CEMENT CONCRETE BASE COURSE 7", and DOWEL BARS 1-1/4" x 18".

Granite Pavers

The Contractor shall first place the Rockville White granite banding pavers along the edges of the crosswalks and then place the Mesabi Black granite pavers in between the banding pavers.

For the three crosswalks at the South Boulevard and Marion Street intersection, the plan quantities include additional quantities of new Rockville White and Mesabi Black granite pavers. These additional quantities should be enough to replace up to ten percent of the existing granite pavers that may be damaged during their removal.

All labor, materials and equipment required to install and/or reset the granite pavers shall be considered as included in the unit prices for GRANITE PAVER, ROCKVILLE WHITE, 3" and GRANITE PAVER, MESABI BLACK, 3".

The Contractor shall install the granite pavers in the following manner.

General

A. Do necessary field cutting as stone is set. Cut lines straight and true and finish field-cut edges to match shop-cut edges.

1. Use power saws with diamond blades to cut stone.

B. Set stone to comply with Drawings and Shop Drawings.

C. Scribe and field-cut stone as necessary to fit at obstructions. Produce neat joints of size specified or indicated.

D. .Expansion- and Control-Joint Installation: Locate and install according to Drawings and Shop Drawings.

Installation Tolerances

A. Variation in Line: Do not exceed 1/8 inch in 96 inches, 1/4 inch in 20 feet, or 3/8 inch maximum.

B. Variation in Joint Width: Do not vary joint thickness more than 1/16 inch or 1/4 of nominal joint width, whichever is less.

C. Variation in Surface Plane: Do not exceed 1/8 inch in 10 feet 1/4 inch in 20 feet, or 3/8 inch maximum from level or slope indicated.

D. Variation in Plane between Adjacent Units (Lipping): Do not exceed 1/32-inch difference between planes of adjacent units.

Installation

A. Saturate concrete with clean water several hours before placing setting bed. Remove surface water about one hour before placing setting bed.

B. Apply mortar-bed parge coat to damp concrete and broom to provide an even coating that completely covers the concrete. Do not exceed 1/16-inch, or as recommended by the parge coat manufacturer. Limit area of mortar-bed parge coat to avoid its drying out before placing setting bed.

1. Place reinforcing wire mesh over concrete, lapped at joints by at least one full mesh and supported so mesh becomes embedded in middle of setting bed. Hold edges back from vertical surfaces about 1/2 inch.

C. Apply the ± 3" latex modified mortar bed to finished elevations indicated immediately after applying mortar-bed parge coat.

D. Mix and place only that amount of mortar bed that can be covered with stone before initial set. Cut back, bevel edge, and discard material that has reached initial set before stone can be placed.

E. Place stone before initial set of mortar occurs. Immediately before placing stone on setting bed, apply uniform 1/16-inch, or as recommended by the parge coat manufacturer, thick parge coat to bed or to back of each stone unit.

F. Tamp and beat stone with a wooden block or rubber mallet.

1. Set each unit in a single operation before initial set of mortar; do not return to areas already set.

G. Rake out joints to depth required to receive grout or pointing mortar as units are set.

H. Point joints after setting.

Joint Grouting

A. Polymer-Modified Cement Grout for Stone Joints: ANSI A108.10 and manufacturer's written instructions.

1. Do not use sanded grout for polished stone.

2. Grout joints as soon as possible after initial set of setting bed. Finish joints by tooling to produce a slightly concave polished joint, free of drying cracks.

The grout joints shall be 3/8" wide. The Contractor shall grout the 3/8" from the top of the granite pavers and then finish the joint with caul and half backer rod.

3. Maintain grout in damp condition for seven days or as recommended by the grout manufacturer.

Adjusting

A. Remove and replace stone not complying with requirements.

B. Replacement stone shall show no evidence of replacement.

C. Patching: Minor patching in small areas may be acceptable if the repair does not distract from the overall appearance of the finished project.

Protection

A. Prohibit traffic from installed stone for a minimum of 72 hours or as recommended by the manufacturer.

B. Protect during construction with nonstaining kraft paper, and cover with a layer of untreated plywood where adjoining areas require construction work access.

Cleaning

A. Clean stone as work progresses. Remove mortar, sealant, and stains before tooling joints.

B. Final Cleaning: Clean stone as recommended by fabricator or stone producer.

1. Clean all finished stonework with a mild detergent using a fiber brush.

2. After cleaning, rinse with clean water.

3. Do not use acid or other caustic materials.

C. When cleaning is completed, remove temporary protection.

After the brick street pavers have been installed, the Contractor shall caulk, with half backer rod, the joint between the brick street and granite pavers.

Brick Street Pavers

The Contractor shall place a 1" sand cushion under those areas where brick street pavers will be installed. The Contractor shall install the sand bedding as per the following specifications.

A. Spread bedding sand evenly over base course and screed rails. Screed to 1 inch thickness, not exceeding 1½ inches in thickness, including variation in base course surface.

1. Do not spread bedding sand beyond area to be covered by pavers the same day. Prior to re-commencement of work remove, replace and re-screed bedding sand not covered with pavers the previous work day.

2. Do not disturb screeded sand. Re-screed disturbed bedding sand.

B. Lay pavers in pattern(s) shown on Project Drawings.

1. Lay full pavers first.

2. Mix pavers from at least two straps pallets to produce uniform color blends. Follow manufacturer's recommendations for color blending.

3. Place units by hand without using hammers.

C. Provide 1/16 inch to 3/16 inch wide joints between pavers and fill with polymeric sand.

D. Adjust pavers to form straight bond lines and appropriate joint widths. Maximum bond line variation shall be ± ½ inch over a 50 foot string line.

E. Fill gaps at paved area edges with cut pavers.

1. Cut pavers at edges as indicated on Contract Drawings with a double blade paver splitter or wet cut masonry saw.

2. Cut pavers shall be no smaller than one-third of a whole paver [except where pattern is to be maintained and smaller pieces are surrounded by a full paver and field paver border course].

F. Do not permit traffic, including construction equipment, on pavers before initial compaction and joint filling. Disturbed areas of pavers should be taken up, the sand re-screeded and pavers relaid.

G. Vibrate pavers into sand using a high frequency/low-amplitude plate compactor capable of 3,000 lbf to 5,000 lbf (13 to 22 kN) at a 75 to 100 Hz frequency. Protect pavers from chipping during compaction by using a plate compactor with a rubber matt, rubber rollers or other approved materials placed over pavers. Do not compact within 6 feet (2 m) of unrestrained edges. Remove cracked or damaged pavers and replace with new units.

H. After pavers are fully settled and free from movement simultaneously spread, sweep and compact dry jointing sand into joints until they are completely filled and sand no longer falls into joints.

I. Protect areas not covered with cut and compacted pavers with waterproof covering overnight.

J. Discontinue laying operations, align and compact pavers prior to work suspension when weather conditions are such that pavement performance may be compromised.

K. On laying operations recommencement, verify acceptable setting bed condition before further pavers are laid. If water has entered bedding sand, remove pavers and saturated bedding sand, install unsaturated sand replace and compact pavers.

L. Sweep excess sand from pavement when installation is complete.

M. Allow excess joint sand to remain on surface to help protect pavers from damage from other trades. Sweep excess sand from pavement when directed by the Village.

Field Quality Control

The Contractor shall meet or exceed the following specifications for the final brick street pavers' installation.

A. Finished pavement surface shall not deviate more than ± 3/8 inch from specified elevations.

B. Check final surface profile for conformance to Project Drawings.

C. Pavement surface elevation shall be flush with adjacent construction.

D. Maximum variation from a specified surface profile shall be ± 3/16 inch in 10 feet.

E. Height difference between adjacent pavers shall not exceed 1/8 inch.

Low Pressure Permeation Grouting

The grouting material shall be designed for stabilizing the underlying granular material sub-base under the crosswalks so as to inhibit further crosswalk settlement in the defined grout zones. Prior to beginning the grouting operation, the Contractor shall provide to the Engineer for review and approval complete grout material specifications and grouting methods.

It shall be the Contractor’s responsibility to sufficiently stabilize the underlying backfill materials to inhibit future settlement of the defined grout zones.

Although permeation grouting has been determined to be most appropriate method to stabilize the subgrade material, it shall be the Contractor's responsibility to select the appropriate procedures and materials subject to the Village's review and approval.

The Contractor shall provide a program to monitor lateral and vertical migration of the grout material in addition to monitoring the adjacent utilities and pavement surfaces for displacement.

It shall be the Contractor's responsibility to monitor the grout migration and cease injection prior to the grout migrating from the design grout zone. Unless otherwise stipulated, the grouting will cease approximately 1 foot below the PCC base course.

It shall be the contractor's responsibility to avoid damage to any subsurface utilities that are properly located both vertically and horizontally.

It shall be the contractor's responsibility to provide proper traffic control.

The grout areas will be delineated by the Engineer. The extent of the grouting operation should be enough to stabilize the underlying granular material under the proposed base course removal areas and one or two feet beyond.

Village of Oak Park

Project 15-22

Marion Street Crosswalk Improvements

All measurements, dimensions, and quantities shown on this page, on the plan drawings, and in the project specifications are approximate values for estimation purposes only. The Contractor shall be solely and fully responsible for obtaining complete and accurate measurements, dimensions, and quantities in order to furnish and install the materials as specified on these plan drawings and in the project specifications.			MARION ST. @ LAKE ST. CROSSWALK	MARION ST. @ SOUTH BLVD. CROSSWALKs		
PAY ITEM	QUANTITY	UNIT	A	I	J	K
REMOVE BLUESTONE AND GRANITE PAVERS	263.0	SQ FT	263.0	0.0	0.0	0.0
REMOVE AND RESET BRICK PAVERS	257.0	SQ FT	17.0	92.0	80.0	68.0
REMOVE AND RESET GRANITE PAVERS	383.0	SQ FT	0.0	198.0	100.0	85.0
REMOVE CONCRETE BASE COURSE	464.0	SQ FT	0.0	233.0	126.0	105.0
GRANITE PAVER, ROCKVILLE WHITE, 3"	65.0	SQ FT	57.0	4.0	2.0	2.0
GRANITE PAVER, MESABI BLACK, 3"	240.0	SQ FT	206.0	18.0	8.0	8.0
HIGH-EARLY-STRENGTH PORTLAND CEMENT CONCRETE BASE COURSE 7"	464.0	SQ FT	0.0	233.0	126.0	105.0
DOWEL BARS 1-1/4" x 18"	189.0	EACH	0.0	81.0	57.0	51.0
SUBBASE GRANULAR MATERIAL, TYPE B	5.2	TON	0.0	2.6	1.4	1.2
LOW PRESSURE PERMEATION GROUTING	3.0	EACH	0.0	1.0	1.0	1.0
TRAFFIC CONTROL AND PROTECTION	1	L SUM	0.25	0.25	0.25	0.25

N
W
E
S
Lake St.
crosswalk "A"
0
50
100
200
Feet
Parking Lot # 3
Westgate St.
Marion St.
Parking Lot # 10
North Blvd.
Parking Lot # 108
crosswalk "I"
South Blvd.
crosswalk "K"
crosswalk "J"
Village of Oak Park
Project # 15-22
Marion Street Crosswalk Repairs
at crosswalks "A", "I", "J", and "K"

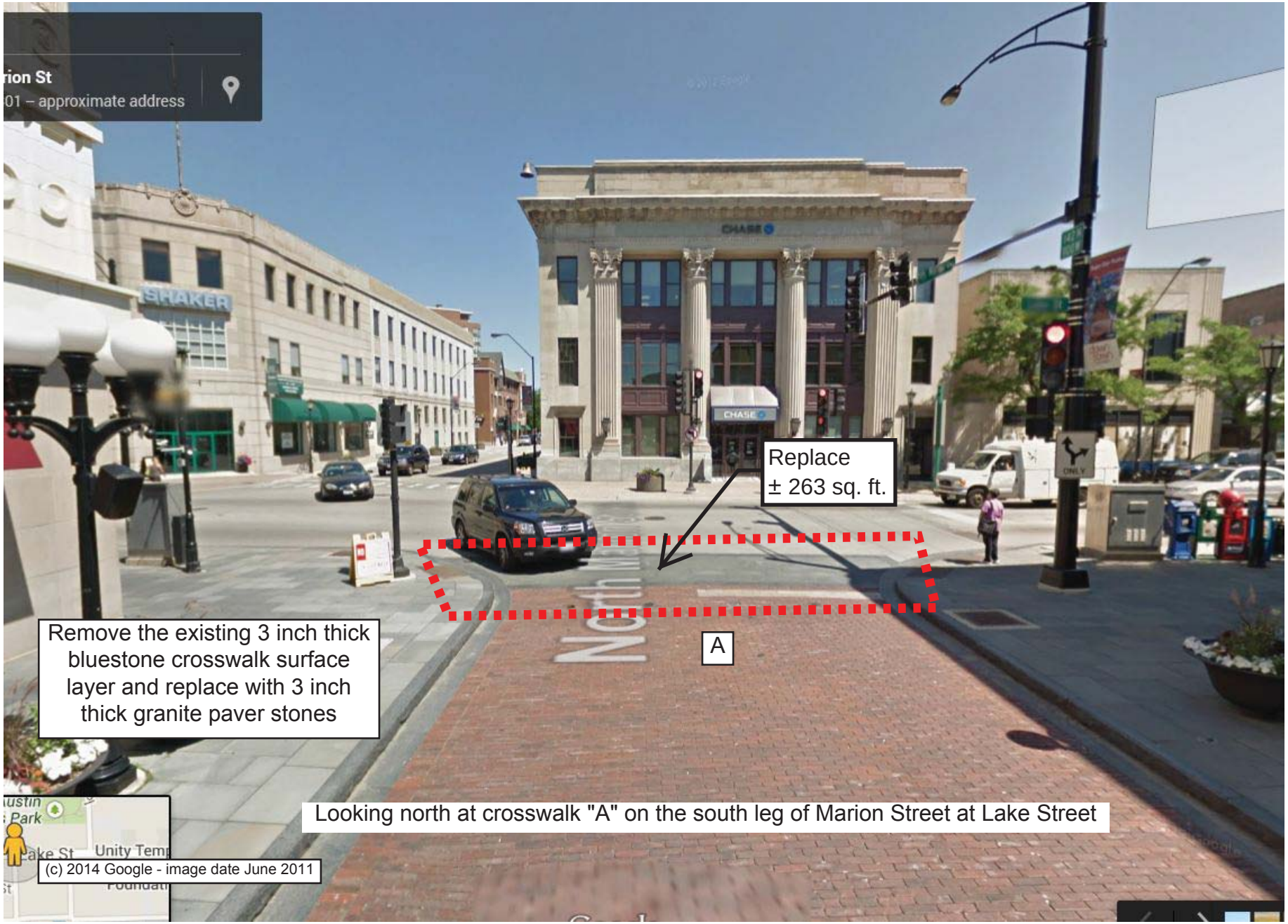

Looking north at crosswalk "A" on the south leg of Marion Street at Lake Street



Looking north at crosswalks "I", "J", and "K" at the Marion Street and South Boulevard intersection

(c) 2015 Google - image date October 2014



All measurements, dimensions, and quantities shown on this plan drawing and in the project specifications are approximate values for estimation purposes only. The Contractor shall be solely and fully responsible for obtaining complete and accurate measurements, dimensions, and quantities in order to furnish and install the materials as specified on these plan drawings and in the project specifications.

Looking east at crosswalk "A" on south leg of Marion St. at Lake St.



Looking west at crosswalk "A" on south leg of Marion St. at Lake St.



All measurements, dimensions, and quantities shown on this plan drawing and in the project specifications are approximate values for estimation purposes only. The Contractor shall be solely and fully responsible for obtaining complete and accurate measurements, dimensions, and quantities in order to furnish and install the materials as specified on these plan drawings and in the project specifications.

Looking north at crosswalk "I" on east leg of South Blvd. at Marion St.

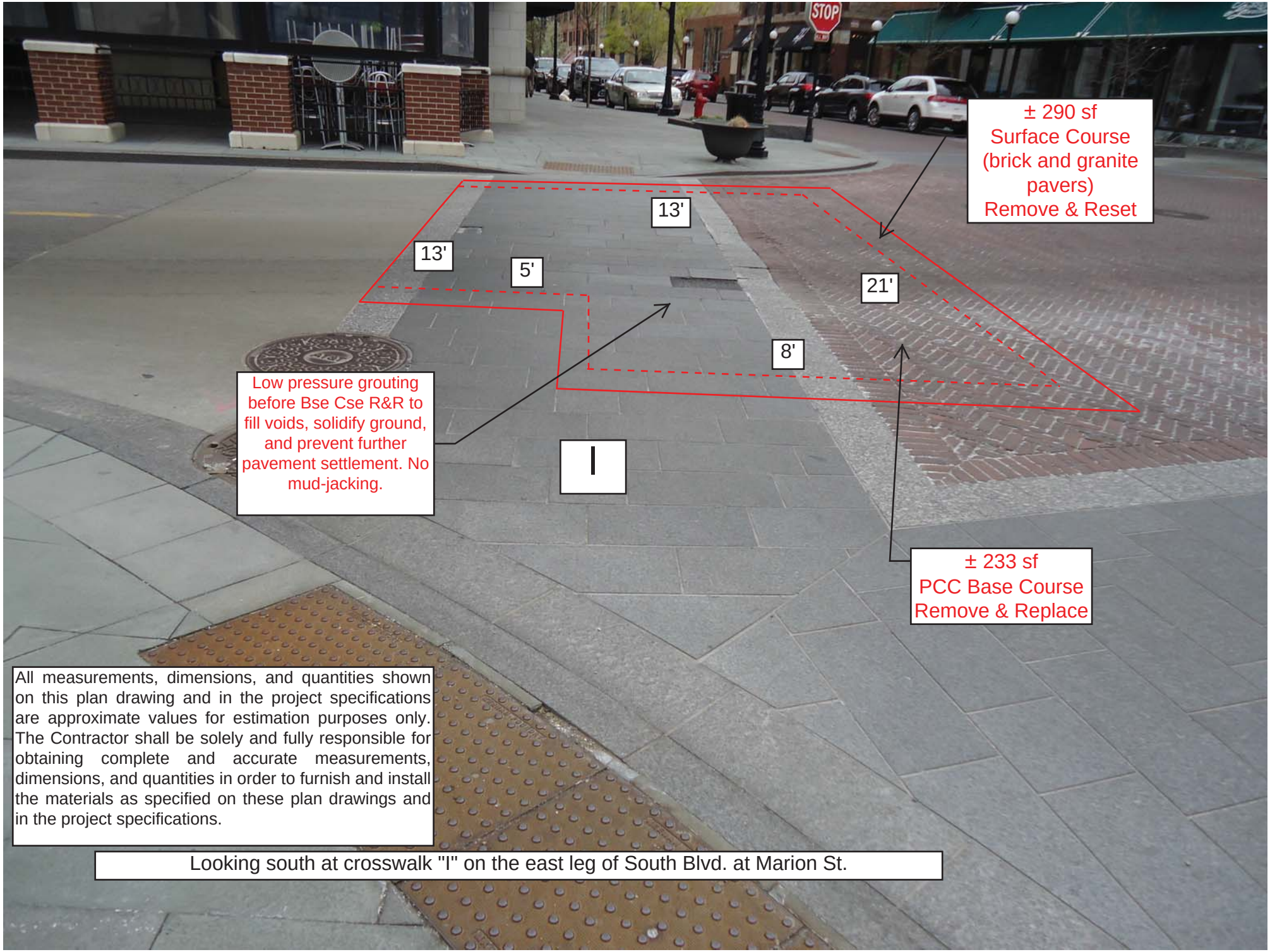

All measurements, dimensions, and quantities shown on this plan drawing and in the project specifications are approximate values for estimation purposes only. The Contractor shall be solely and fully responsible for obtaining complete and accurate measurements, dimensions, and quantities in order to furnish and install the materials as specified on these plan drawings and in the project specifications.

Looking south at crosswalk "I" on the east leg of South Blvd. at Marion St.

Another sunken crosswalk paver in crosswalk "I" on east leg of South Blvd. at Marion St.

Depressed paver stones in crosswalk "I" on east leg of South Blvd. at Marion St.



All measurements, dimensions, and quantities shown on this plan drawing and in the project specifications are approximate values for estimation purposes only. The Contractor shall be solely and fully responsible for obtaining complete and accurate measurements, dimensions, and quantities in order to furnish and install the materials as specified on these plan drawings and in the project specifications.

Looking west at crosswalk "J" on south leg of Marion St. at South Blvd.

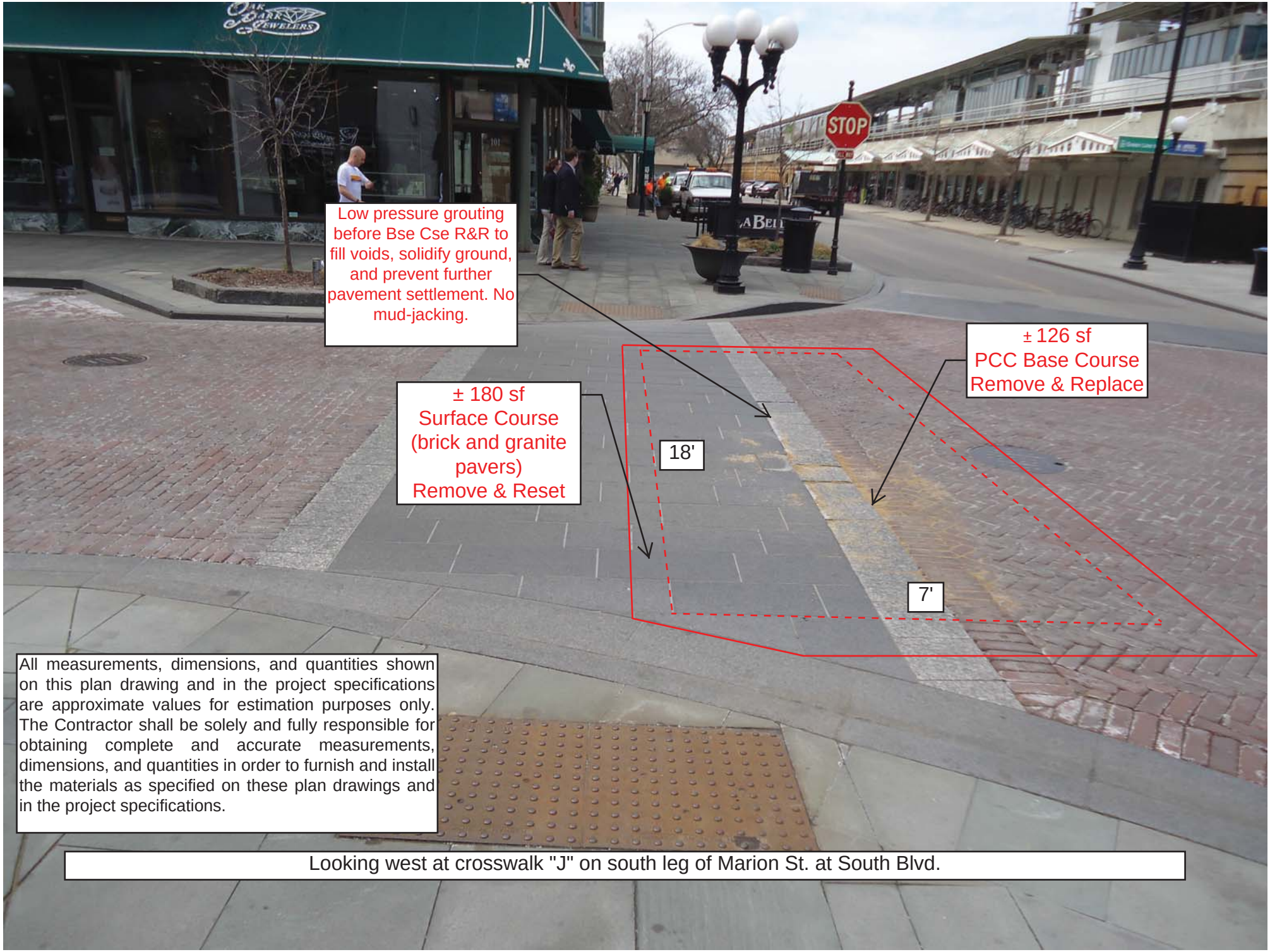

Looking west at crosswalk "J" on south leg of Marion St. at South Blvd.

Looking east at crosswalk "J" on the south leg of Marion St. at South Blvd.

Looking at displaced paver stones in crosswalk "J" on south leg of Marion St. at South Blvd.



All measurements, dimensions, and quantities shown on this plan drawing and in the project specifications are approximate values for estimation purposes only. The Contractor shall be solely and fully responsible for obtaining complete and accurate measurements, dimensions, and quantities in order to furnish and install the materials as specified on these plan drawings and in the project specifications.

Looking north at crosswalk "K" on west leg of South Blvd. at Marion St.

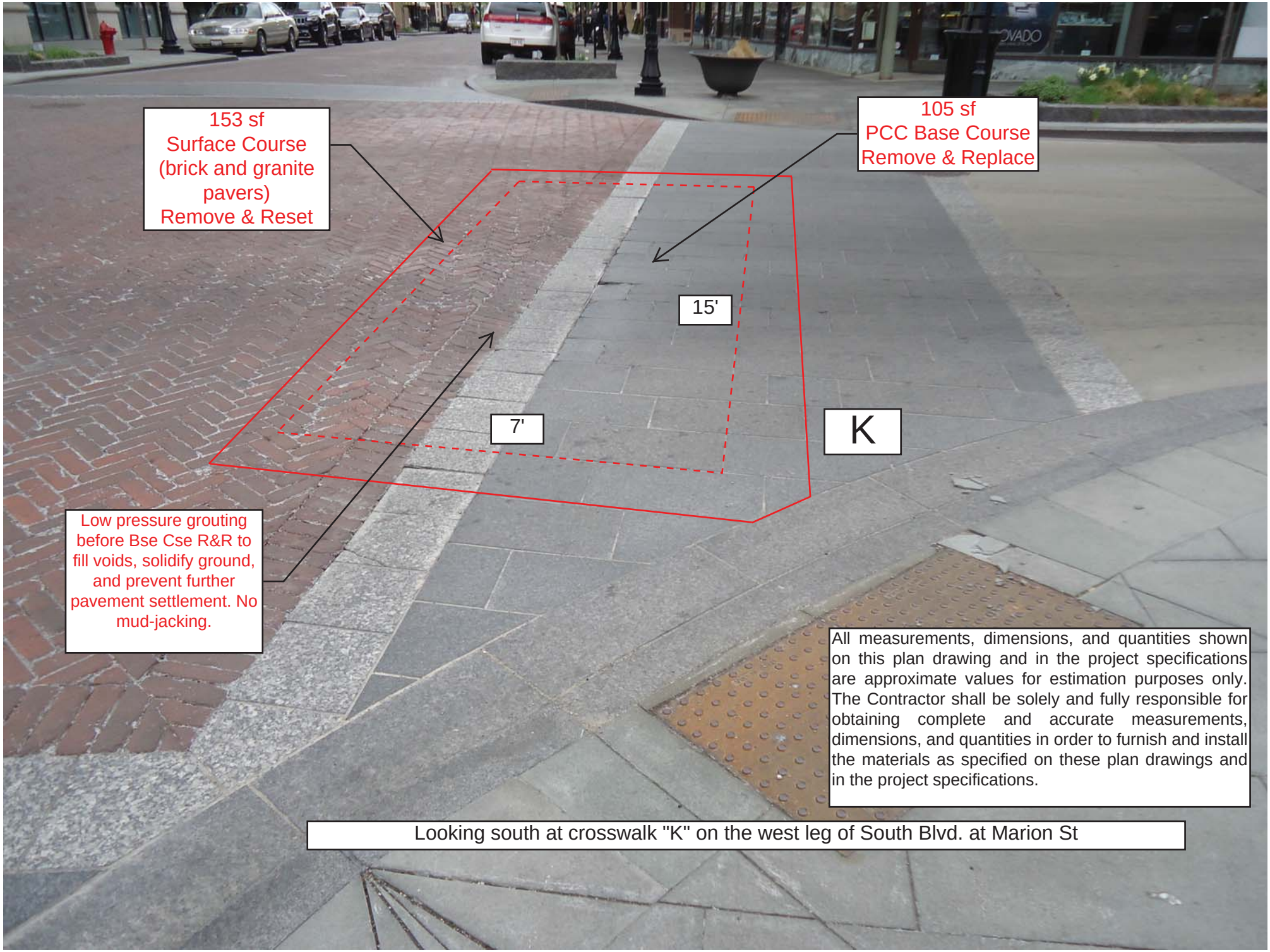

Looking south at crosswalk "K" on the west leg of South Blvd. at Marion St

Displaced paver stones in crosswalk "K" on west leg of South Blvd. at Marion St.

View under paver stones in crosswalk on south leg of Marion St. at South Blvd.

Second view under paver stones in crosswalk on south leg of Marion St. at South Blvd.

Third view under paver stones in crosswalk on south leg of Marion St. at South Blvd.

View under paver stones in crosswalk on east leg of South Blvd. at Marion St.

Second view under paver stones in crosswalk on east leg of South Blvd. at Marion St.

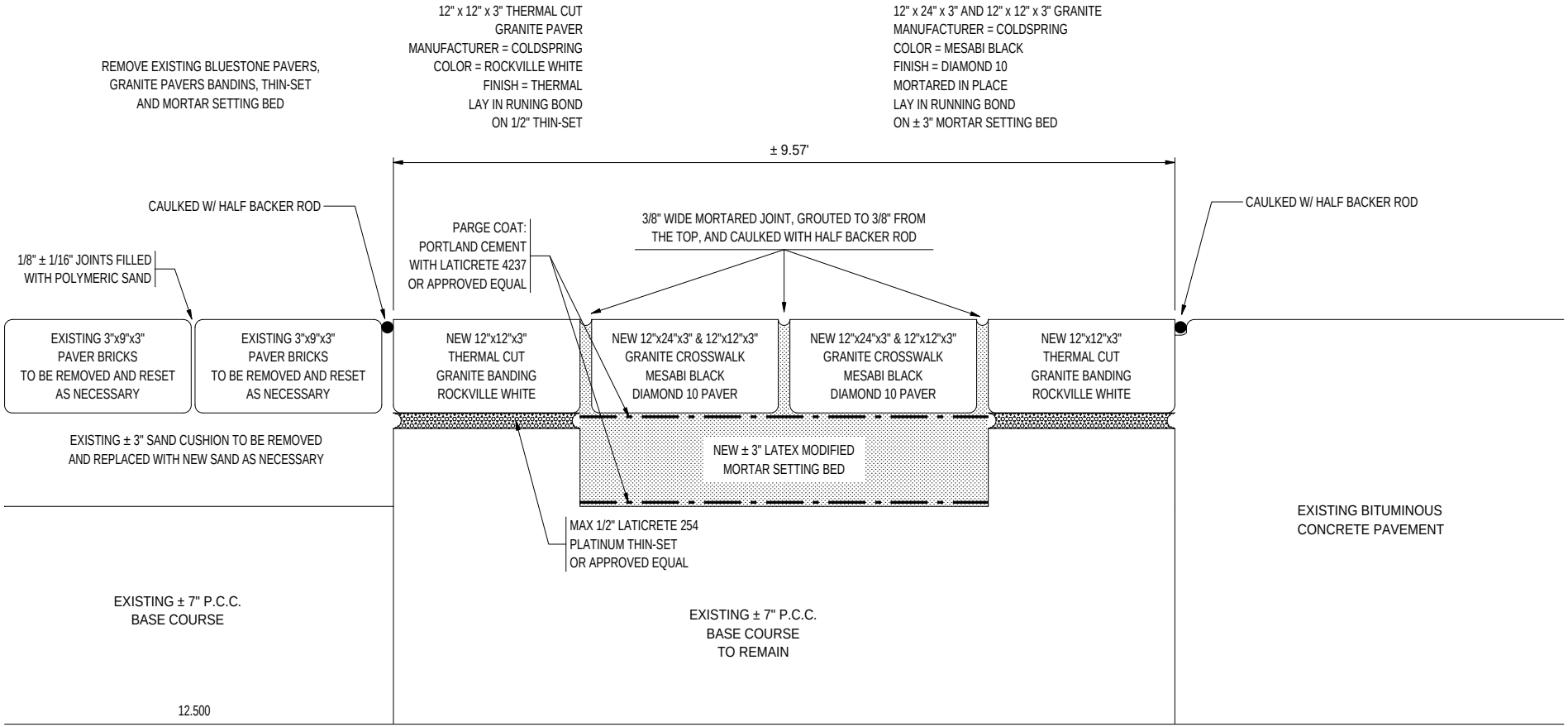

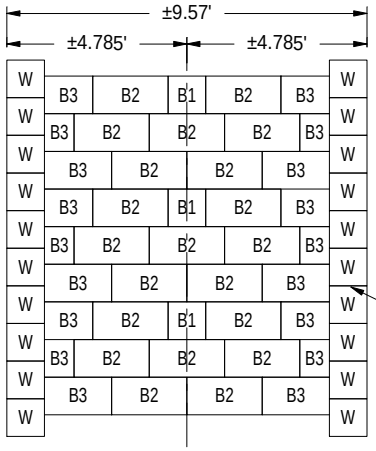

PROPOSED GRANITE PAVER PATTERN

B1 = 12" x 12" x 3" MESABI BLACK
B2 = 12" x 24" x 3" MESABI BLACK
B3 = 12" x VARIES x 3" MESABI BLACK
W = 12" x 12" x 3" ROCKVILLE WHITE

CENTER JOINT ON ADJACENT PAVER

LAY IN RUNNING BOND

REMOVE EXISTING BLUESTONE & GRANITE PAVER CROSSWALK AND REPLACE WITH ALL NEW GRANITE PAVER CROSSWALK

SECTION A - A
PROPOSED
AT MARION AND LAKE

All measurements, dimensions, and quantities shown on this plan drawing and in the project specifications are approximate values for estimation purposes only. The Contractor shall be solely and fully responsible for obtaining complete and accurate measurements, dimensions, and quantities in order to furnish and install the materials as specified on these plan drawings and in the project specifications.

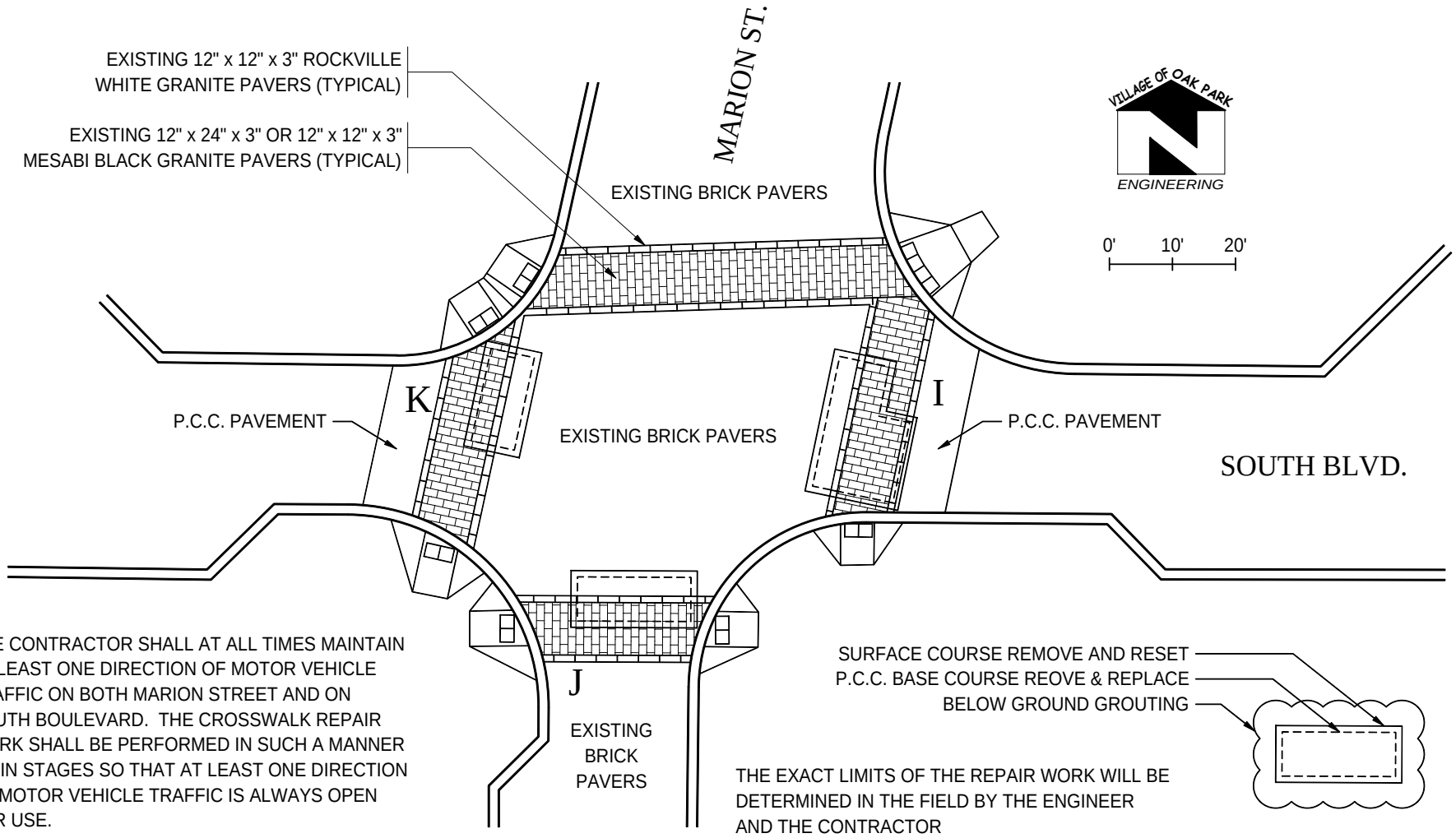

THE CONTRACTOR SHALL AT ALL TIMES MAINTAIN AT LEAST ONE DIRECTION OF MOTOR VEHICLE TRAFFIC ON BOTH MARION STREET AND ON SOUTH BOULEVARD. THE CROSSWALK REPAIR WORK SHALL BE PERFORMED IN SUCH A MANNER OR IN STAGES SO THAT AT LEAST ONE DIRECTION OF MOTOR VEHICLE TRAFFIC IS ALWAYS OPEN FOR USE.

THE EXACT LIMITS OF THE REPAIR WORK WILL BE DETERMINED IN THE FIELD BY THE ENGINEER AND THE CONTRACTOR

APPROXIMATE LOCATION AND SIZE OF CROSSWALK REPAIR AREAS INCLUDING SURFACE COURSE REMOVE AND RESET, P.C.C. BASE COURSE REMOVE AND REPLACE, AND BELOW GROUND GROUTING

12" x 12" x 3" THERMAL CUT
GRANITE PAVER
MANUFACTURER = COLDSPRING
COLOR = ROCKVILLE WHITE
FINISH = THERMAL
LAY IN RUNING BOND
ON 1/2" THIN-SET

12" x 24" x 3" AND 12" x 12" x 3" GRANITE
MANUFACTURER = COLDSPRING
COLOR = MESABI BLACK
FINISH = DIAMOND 10
MORTARED IN PLACE
LAY IN RUNNING BOND
ON ± 3" MORTAR SETTING BED

All measurements, dimensions, and quantities shown on this plan drawing and in the project specifications are approximate values for estimation purposes only. The Contractor shall be solely and fully responsible for obtaining complete and accurate measurements, dimensions, and quantities in order to furnish and install the materials as specified on these plan drawings and in the project specifications.

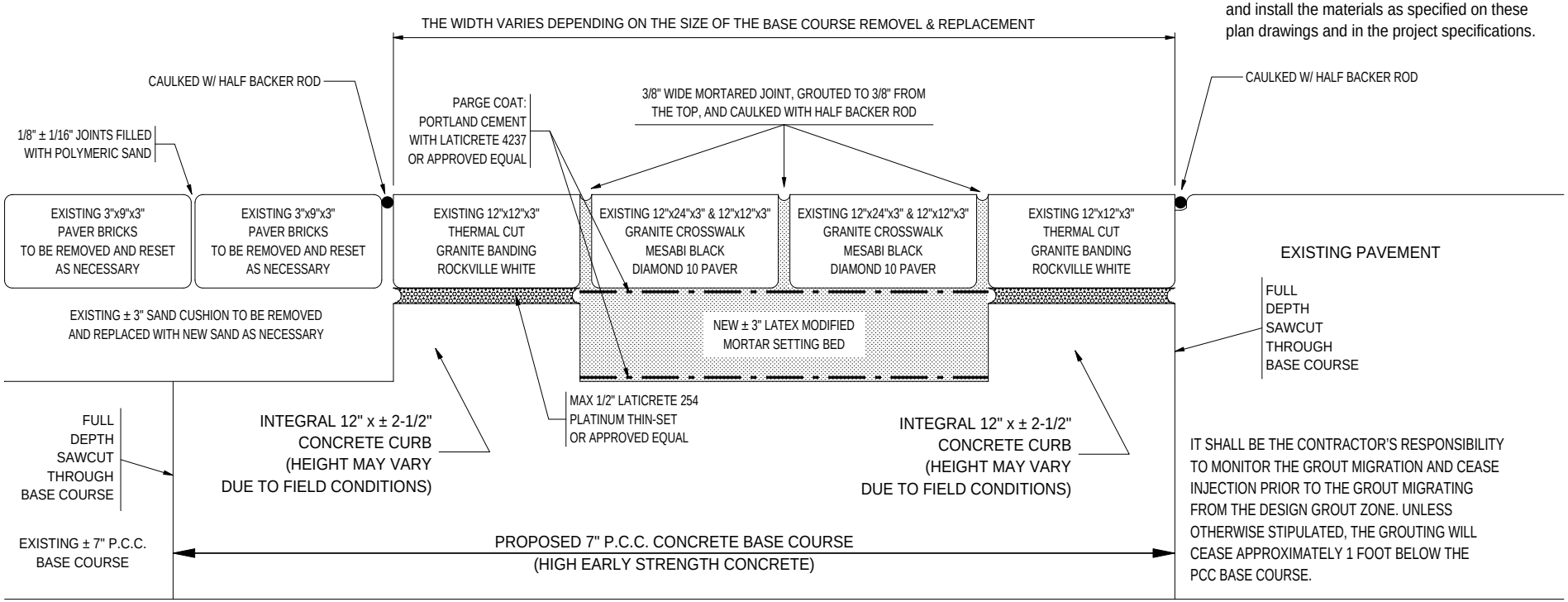

IT SHALL BE THE CONTRACTOR'S RESPONSIBILITY TO MONITOR THE GROUT MIGRATION AND CEASE INJECTION PRIOR TO THE GROUT MIGRATING FROM THE DESIGN GROUT ZONE. UNLESS OTHERWISE STIPULATED, THE GROUTING WILL CEASE APPROXIMATELY 1 FOOT BELOW THE PCC BASE COURSE.

REMOVE EXISTING GRANITE PAVERS AND BRICK PAVERS AS NECESSARY IN ORDER TO PERFORM LOW PRESSURE PERMEATION GROUTING AND REMOVE AND REPLACE THE P.C.C. BASE COURSE. THEN, RESET THE EXISTING GRANITE PAVER AND BRICK PAVER SURFACE COURSE.

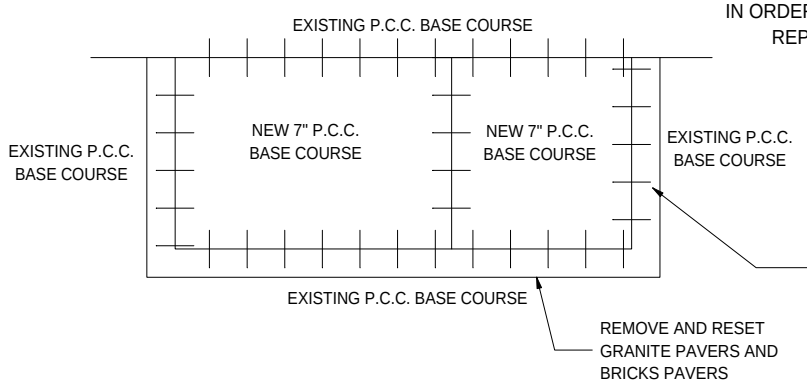

IF THE NEW 7" P.C.C. CONCRETE BASE COURSE MUST BE PLACED IN TWO OR MORE POURS, THEN THE CONTRACTOR SHALL TIE THE POURS TOGETHER USING 1-1/4" x 18" DOWEL BARS AT 12" C-C. IN ALL CASES, THE CONTRACTOR SHALL TIE THE NEW 7" P.C.C. BASE COURSE TO THE EXISTING ADJACENT P.C.C. BASE COURSE USING 1-1/4" x 18" DOWEL BARS AT 12" C-C.

PROPOSED CROSSWALK REPAIR WORK AT THE MARION ST. AND SOUTH BLVD. INTERSECTION

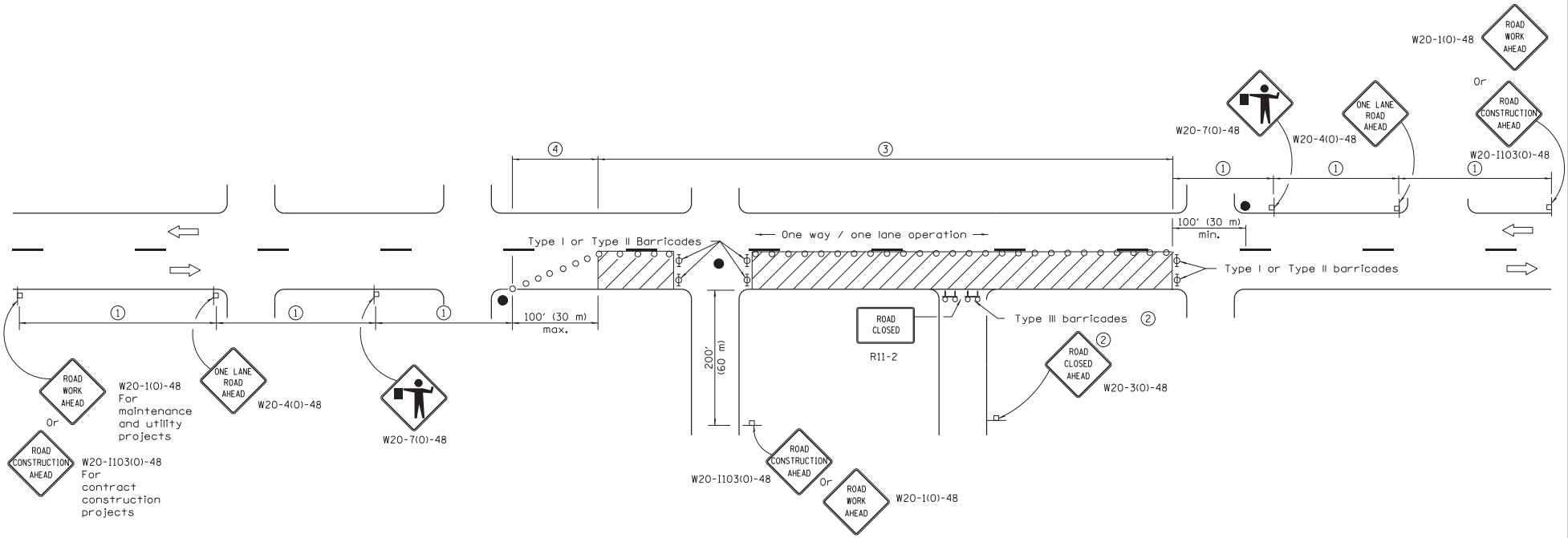

SIGN SPACING	
Posted Speed	Sign Spacing
55	500' (150 m)
50-45	350' (100 m)
<45	200' (60 m)

SYMBOLS

- Work area
- Cone, drum or barricade (not required for moving operations)
- Sign on portable or permanent support
- Flagger with traffic control sign
- Barricade or drum with flashing light
- Type III barricade with flashing lights

1. Refer to SIGN SPACING TABLE for distances.
2. For approved sideroad closures.
3. Cones at 25' (8 m) centers for 250' (75 m). Additional cones may be placed at 50' (15 m) centers. When drums or Type I or Type II barricades are used, the interval between devices may be doubled.
4. Cones, drums or barricades at 20' (6 m) centers.

GENERAL NOTES

This Standard is used where at any time, day or night, any vehicle, equipment, workers or their activities encroach on the pavement requiring the closure of one traffic lane in an urban area.

All dimensions are in inches (millimeters) unless otherwise shown.

Illinois Department of Transportation

APPROVED January 1, 2011
ENGINEER OF SAFETY ENGINEERING

APPROVED January 1, 2011
ENGINEER OF DESIGN AND ENVIRONMENT

ISSUED 1-1-97

DATE	REVISIONS
1-1-11	Revised flagger sign.
1-1-09	Switched units to
	English (metric).
	Corrected sign No.'s.

URBAN LANE CLOSURE, 2L, 2W, UNDIVIDED

STANDARD 701501–06

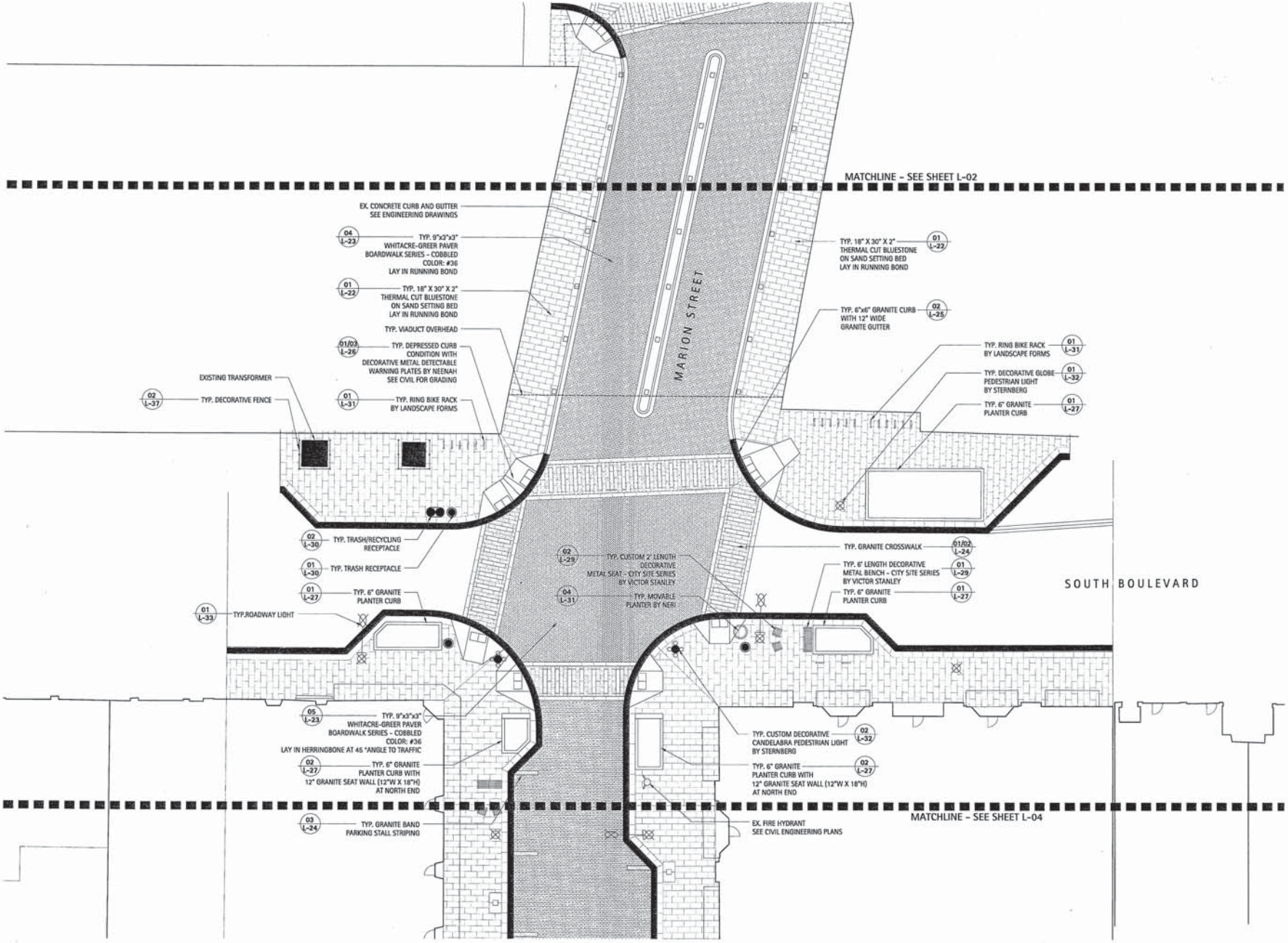

LAKOTA
THE LAKOTA GROUP INC
212 West Kinzie Street, 3rd Floor
Chicago, Illinois 60610
p 312.467.5445
f 312.467.5484
info@thelakotagroup.com

Planning
Urban Design
Landscape Architecture
Community Relations

South Marion Streetscape

Oak Park, Illinois

Village of Oak Park, Illinois

Oak Park

TERRA ENGINEERING LTD.

For Internal Review Only

Call 48 hours before you dig

Joint Utility Locating Information for Excavators

HARDSCAPE PLAN

Revisions		
1	04-18-2011	In-Progress
2	05-20-2011	90% Bid Set

Date:	04/18/11
Drawn By:	JW
Checked By:	ZM,DG

0' 10' 20'

L-03

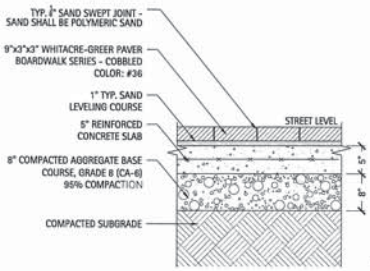

1 Typical Brick Paving
Scale: 1"=1'-0"

THE ACCURACY OF THE TYPICAL BRICK PAVING DETAIL SHALL BE VERIFIED BY THE CONTRACTOR

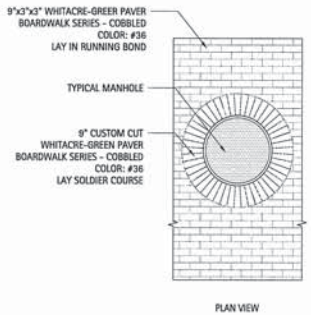

2 Manhole Brick Detail (Plan View)
Scale: 1"=2'-0"

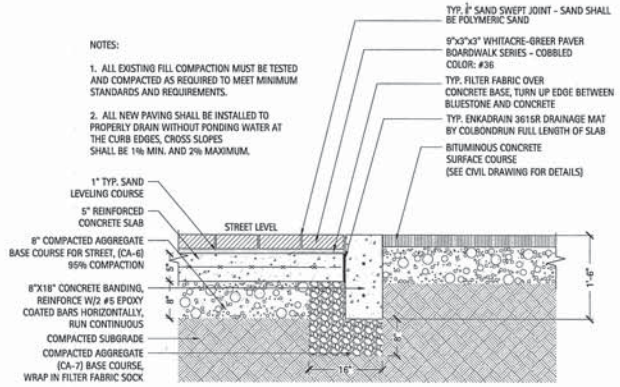

3 Typical Brick Paving at New Asphalt Surface
Scale: 1"=1'-0"

THE ACCURACY OF THE TYPICAL BRICK PAVING AT NEW ASPHALT SURFACE DETAIL SHALL BE VERIFIED BY THE CONTRACTOR

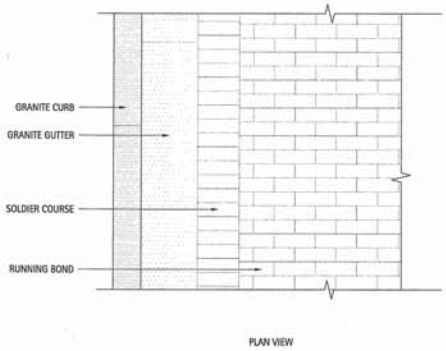

4 Typical Running Bond
Scale: 1"=1'-0"

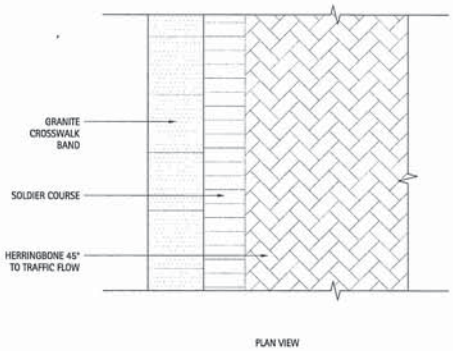

5 Typical Herringbone
Scale: 1"=1'-0"

LAKOTA
THE LAKOTA GROUP INC
212 West Kinzie Street, 3rd Floor
Chicago, Illinois 60610
p 312.467.5445
f 312.467.5484
info@thelakotagroup.com

Planning
Urban Design
Landscape Architecture
Community Relations

South Marion Streetscape

Oak Park, Illinois

Village of Oak Park, Illinois

Oak Park

TERRA ENGINEERING LTD.

For Internal Review Only

Joint Utility Locating Information for Excavators
Call 48 hours before you dig

BRICK DETAILS

Revisions		
1	04-18-2011	In-Progress
2	05-20-2011	90% Bid Set

Date:	04/18/11
Drawn By:	JW
Checked By:	ZM,DG

L-23

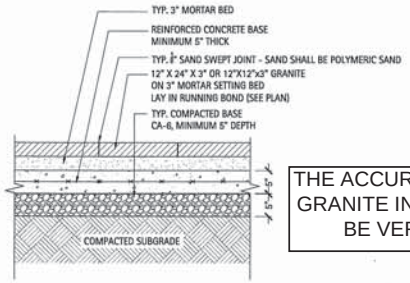

THE ACCURACY OF THE TYPICAL MORTARED GRANITE IN VEHICULAR AREA DETAIL SHALL BE VERIFIED BY THE CONTRACTOR

1 Typical Mortared Granite in Vehicular Area
Scale: 1"=1'-0"

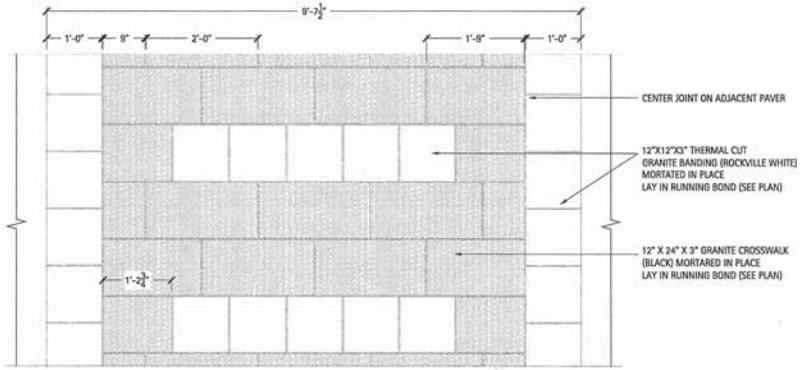

THE ACCURACY OF THE GRANITE CROSSWALK - PLAN DETAIL SHALL BE VERIFIED BY THE CONTRACTOR

2 Granite Crosswalk - Plan
Scale: 1"=1'-0"

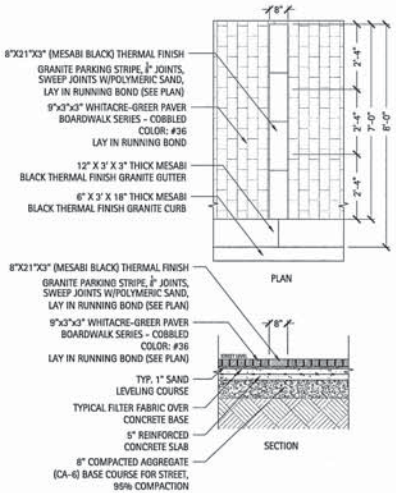

3 Typical Granite Parking Stripe
Scale: 1"=2'-0"

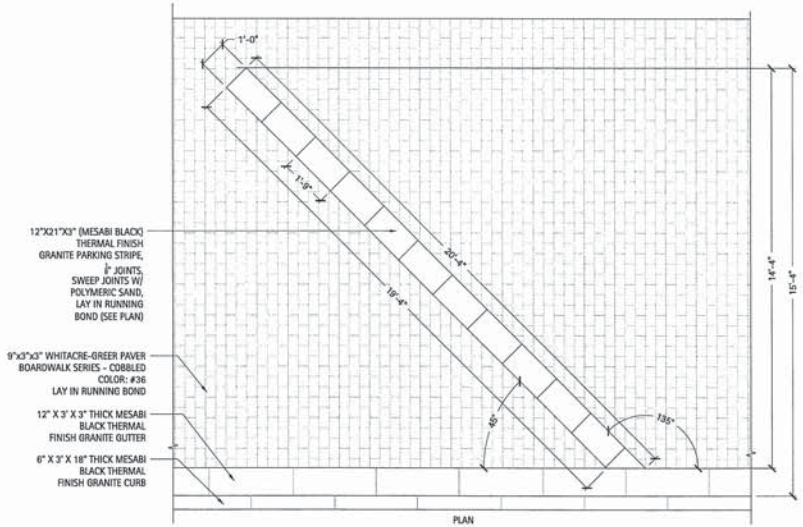

4 Angled Granite Parking Stripe
Scale: 1"=2'-0"

LAKOTA
THE LAKOTA GROUP INC
212 West Kinzie Street, 3rd Floor
Chicago, Illinois 60610
p 312.467.5445
f 312.467.5484
info@thelakotagroup.com

Planning
Urban Design
Landscape Architecture
Community Relations

South Marion Streetscape

Oak Park, Illinois

Village of Oak Park, Illinois

Oak Park

TERRA ENGINEERING LTD.

For Internal Review Only

CALL JULIE TOLL FREE 1-800-892-0123
Joint Utility Locating Information for Excavators
Call 48 hours before you dig
Sundays, Sat. & Holidays

GRANITE DETAILS

Revisions		
1	04-18-2011	In-Progress
2	05-20-2011	90% Bid Set

Date:	04/18/11
Drawn By:	JW
Checked By:	ZM,DG

L-24

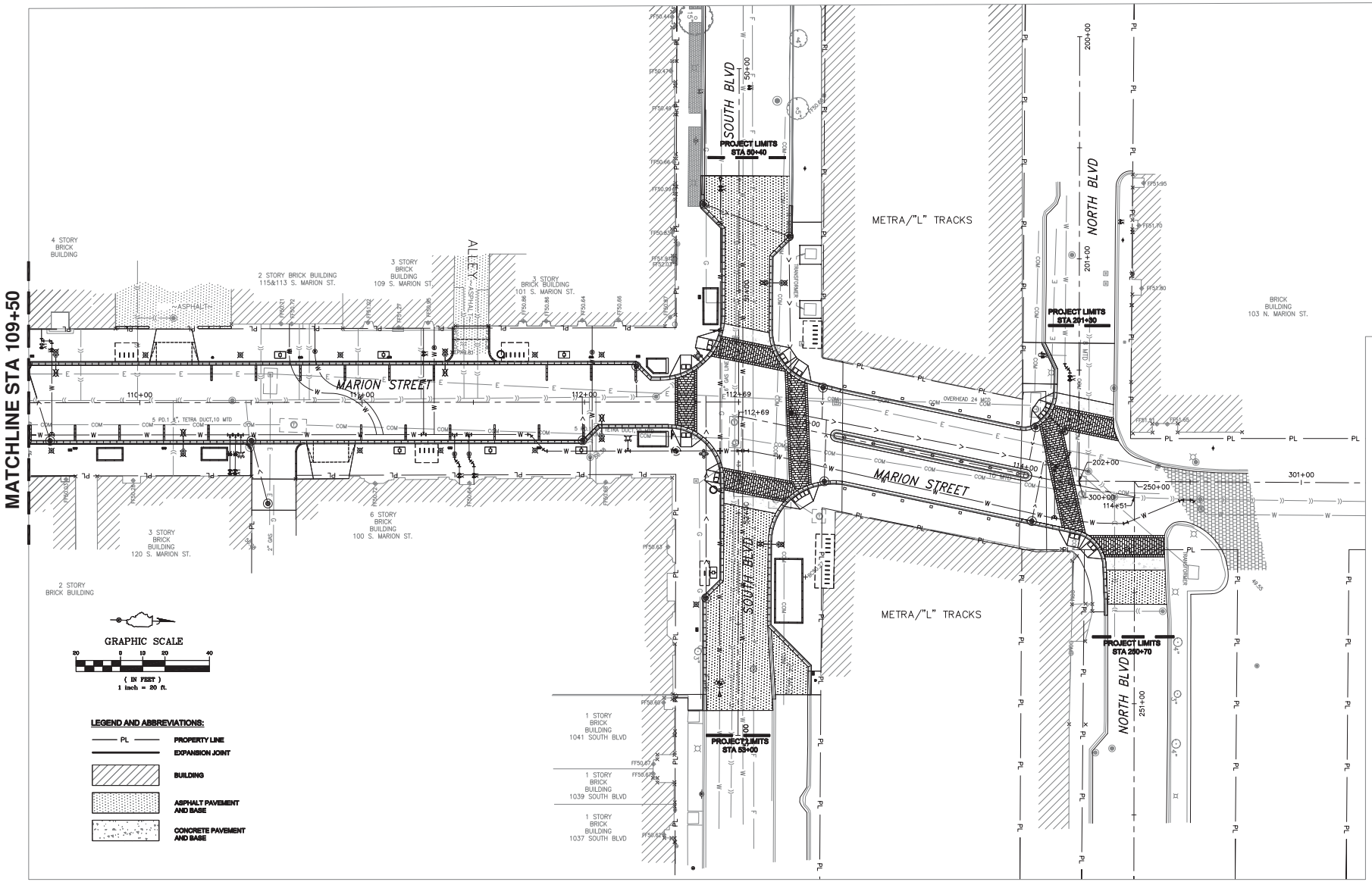

NO.	REVISIONS	MADE	CHK	DATE	NO.	REVISIONS	MADE	CHK	DATE
1	PER MWRD REVIEW COMMENTS	JMP		04/22/2011					
2	PER IEPA REVIEW COMMENTS	JMP		04/26/2011					
3	90% BID SET	JMP		05/20/2011					
4	WATER AND SEWER	JMP		06/27/2011					
5	ELEVATIONS AND SITE PLAN	JMP		09/12/2011					
6	AS-BUILT	JMP		12/16/2011					

AS-BUILT

NAMES		DATE
DRAWN:	DME/JMP	03/29/2011
DESIGN:	DME/JMP	03/29/2011
CHECKED:	JBS	03/29/2011
PE:	JBS	03/29/2011
APPD:		
APPD:		
APPD:		

Oak Park

SCALE: 1 : 20
PROJECT NO.: 11-105
CLIENT NO.:

SHEET DESCRIPTION:
ACTIVE UTILITY PLAN

VILLAGE OF OAK PARK
Downtown Streetscape Improvement

TERRA ENGINEERING LTD.
225 W. OHIO STREET, 4TH FLOOR
CHICAGO, IL 60654
(312) 467-0123

DATE: 3/28/2011

TITLE: **South Marion Street Streetscape**

SHEET NUMBER: **19**

The drawings, specifications and other documents prepared by the Engineer for this project are instruments of the Engineer's service for use solely with respect to this project and, unless otherwise provided, the Engineer shall be deemed the author of these documents and shall retain all common law, statutory and other reserved rights, including the copyright.

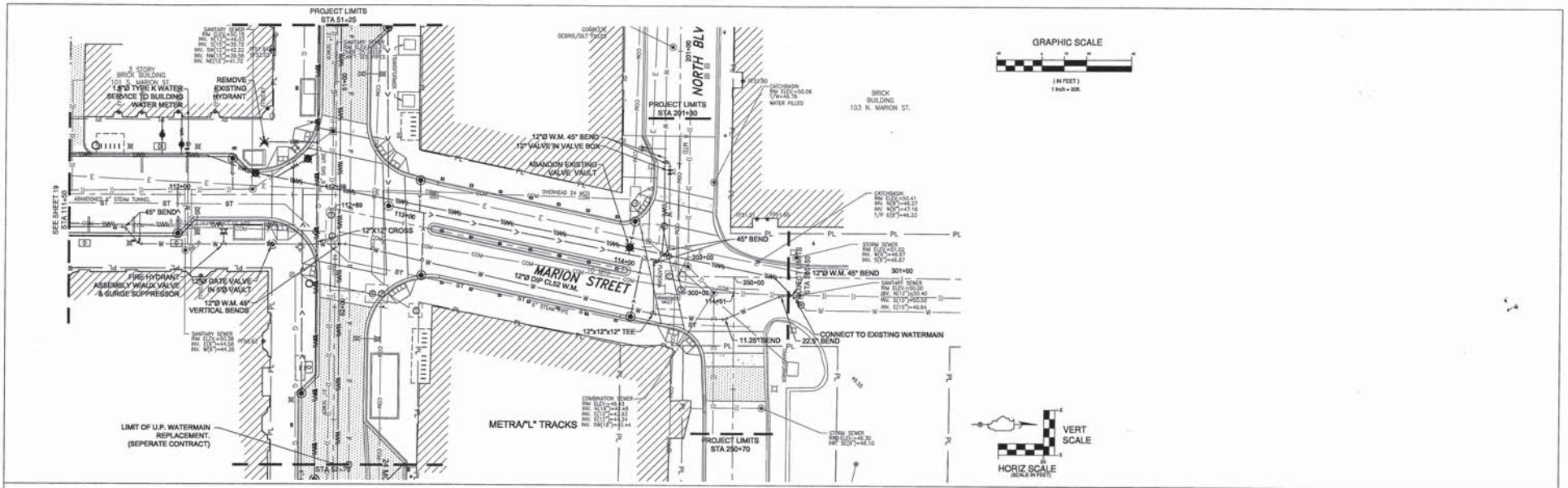

PROPOSED WATERMAIN PROFILE
MARION STREET

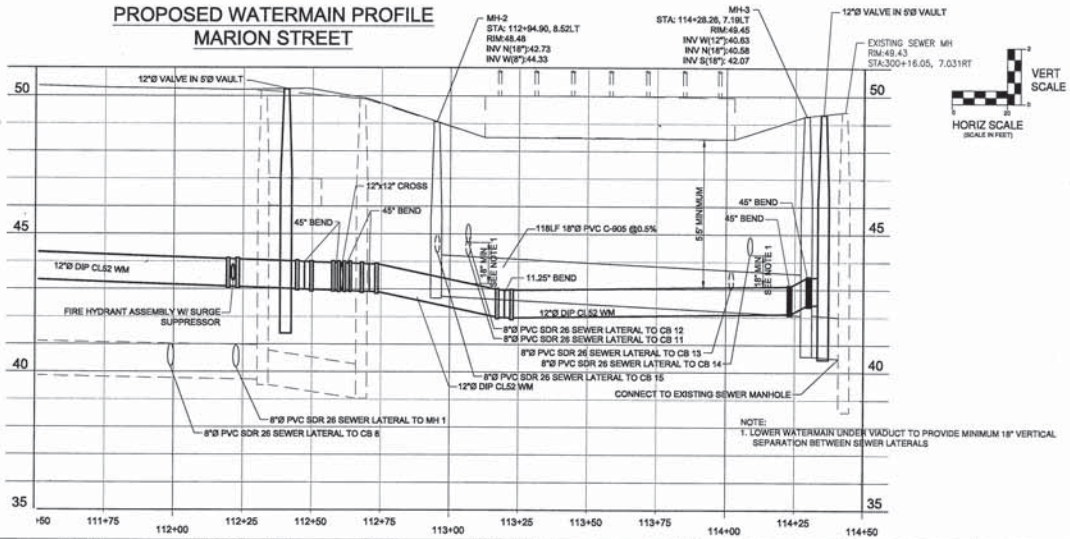

NOTE:
1. LOWER WATERMAIN UNDER VIADUCT TO PROVIDE MINIMUM 18" VERTICAL SEPARATION BETWEEN SEWER LATERALS

NO.	REVISIONS	MADE	CHK	DATE	NO.	REVISIONS	MADE	CHK	DATE
1	PER MWRD REVIEW COMMENTS	JMP		04/22/2011					
2	PER IEPA REVIEW COMMENTS	JMP		04/29/2011					
3	80% BID SET	JMP		05/20/2011					
4	WATER AND SEWER	JMP		06/27/2011					
5	ELEVATIONS AND SITE PLAN	JMP		09/12/2011					
6	AS-BUILT	JMP		12/15/2011					

AS-BUILT

NAMES		DATE
DRAWN:	DMEUMP	03/29/2011
DESIGN:	DMEUMP	03/29/2011
CHECKED:	JRS	03/29/2011
PE:	JRS	03/29/2011
APPD:		
APPD:		
APPD:		

Oak Park

SCALE: 1:20
PROJECT NO.: 11-165
CLIENT NO.:

SHEET DESCRIPTION:
MARION ST: W.M. P&P
STATION 111+50 TO PROJECT LIMIT

VILLAGE OF OAK PARK
Downtown Streetscape Improvement

TERRA ENGINEERING LTD.
225 W. OHIO STREET, 4TH FLOOR
CHICAGO, IL 60654
(312) 467-0123

TITLE: **South Marion Street Streetscape**

DATE: 3/29/2011
SHEET NUMBER: 21

The drawings, specifications and other documents prepared by the Engineer for this project are instruments of the Engineer's service for use solely with respect to this project and, unless otherwise provided, the Engineer shall be deemed the author of these documents and shall retain all common law, statutory and other reserved rights, including the copyright.

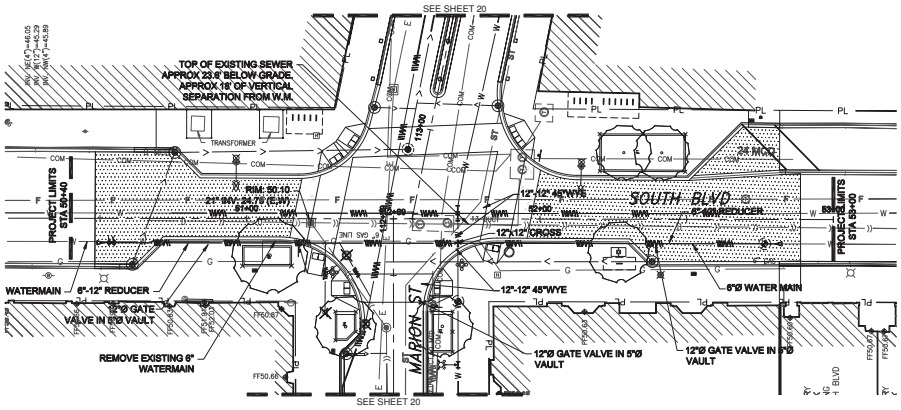

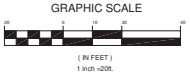

PROPOSED WATERMAIN PROFILE
SOUTH BOULEVARD

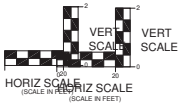

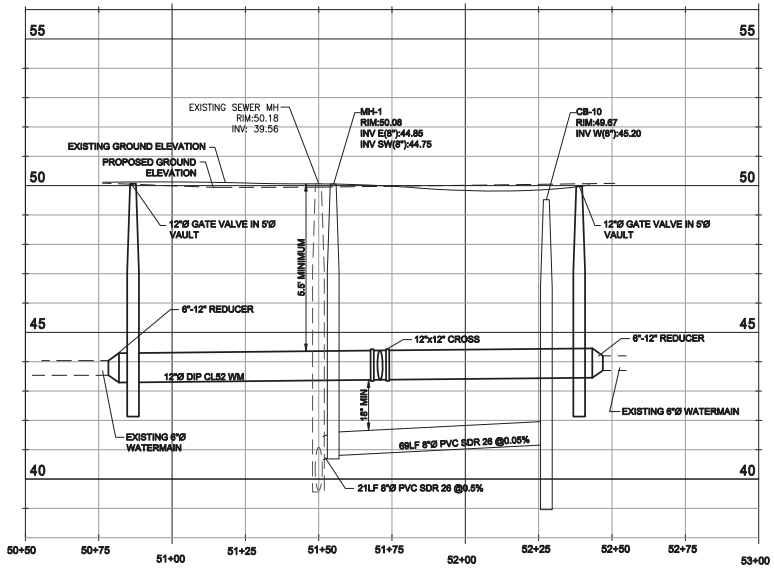

NO.	REVISIONS	MADE	CHK	DATE	NO.	REVISIONS	MADE	CHK	DATE
1	PER MWRD REVIEW COMMENTS	JMP		04/22/2011					
2	PER IEPA REVIEW COMMENTS	JMP		04/26/2011					
3	90% BID SET	JMP		05/20/2011					
4	WATER AND SEWER	JMP		06/27/2011					
5	ELEVATIONS AND SITE PLAN	JMP		09/12/2011					
6	AS-BUILT	JMP		12/16/2011					

AS-BUILT

NAMES		DATE
DRAWN:	DME/JMP	03/29/2011
DESIGN:	DME/JMP	03/29/2011
CHECKED:	JBS	03/29/2011
PE:	JBS	03/29/2011
APPD:		
APPD:		
APPD:		

Oak Park

SCALE: 1:20
PROJECT NO.: 11-105
CLIENT NO.:

SHEET DESCRIPTION:
SOUTH BLVD: W.M. P&P

VILLAGE OF OAK PARK
Downtown Streetscape Improvement

TERRA ENGINEERING LTD.
225 W. OHIO STREET, 4TH FLOOR
CHICAGO, IL 60654
(312) 467-0123

DATE: 3/28/2011

TITLE **South Marion Street Streetscape**

SHEET NUMBER **23**

The drawings, specifications and other documents prepared by the Engineer for this project are instruments of the Engineer's service for use solely with respect to this project and, unless otherwise provided, the Engineer shall be deemed the author of these documents and shall retain all common law, statutory and other reserved rights, including the copyright.

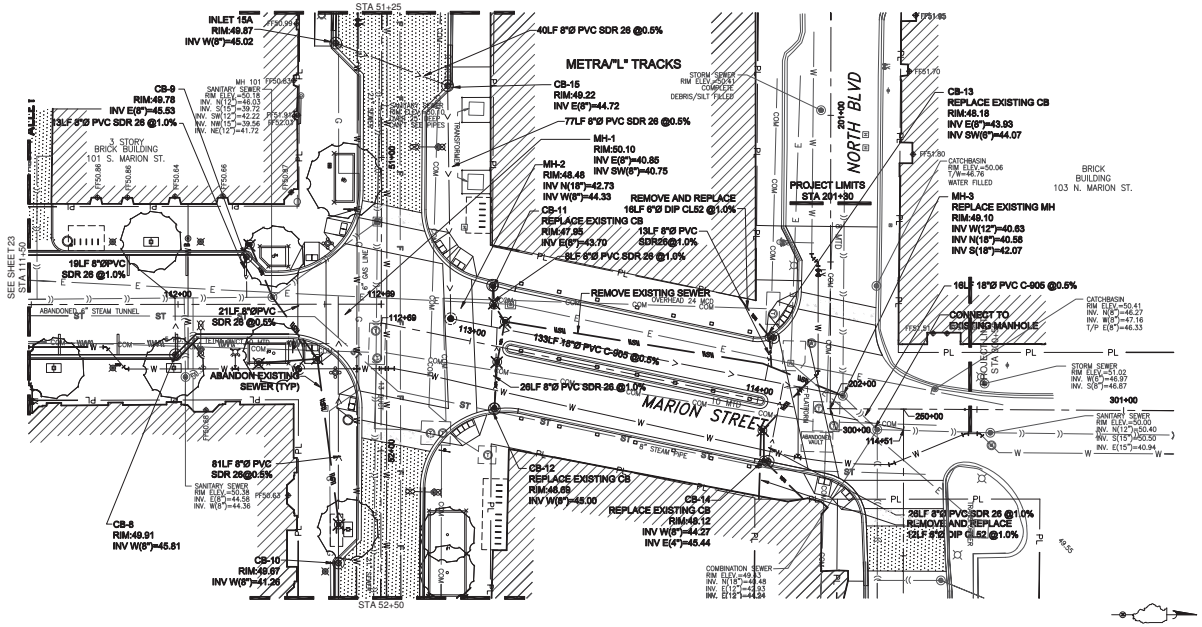

SEWER SUMMARY TABLE			
PIPE SIZE (IN)	8	18	6
COMBINED SEWER LENGTH (FT)	0	0	0
SANITARY SEWER LENGTH (FT)	0	0	0
STORM SEWER LENGTH (FT)	272	149	28
TOTAL LENGTH (FT)	272	149	28
PIPE MATERIAL	PVC SDR 26	PVC SDR 26	DIP

PROPOSED SEWER PROFILE
MARION STREET

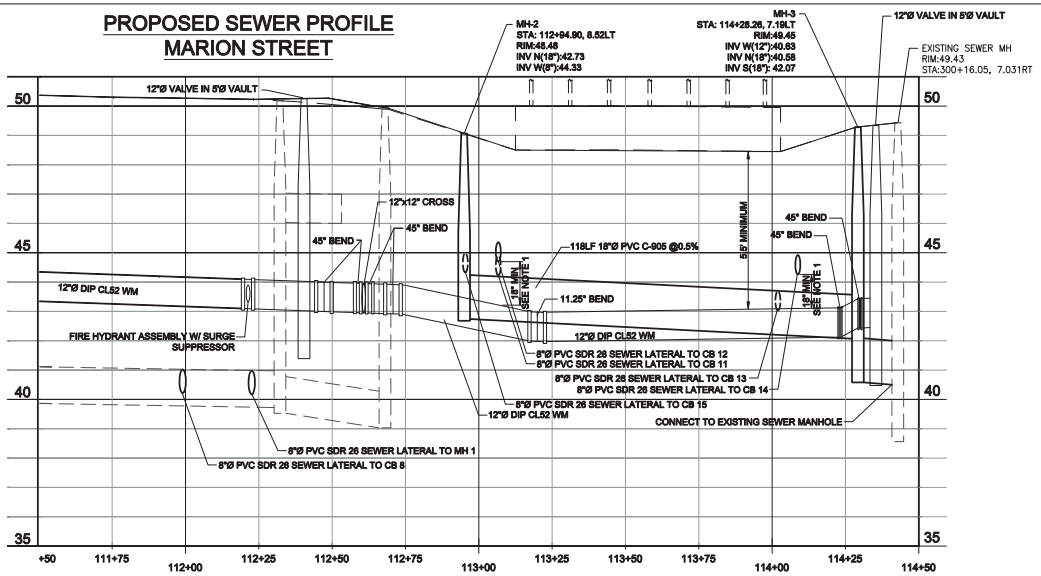

NO.	REVISIONS	MADE	CHK	DATE	NO.	REVISIONS	MADE	CHK	DATE
1	PER MWRD REVIEW COMMENTS	JMP		04/22/2011					
2	PER IEPA REVIEW COMMENTS	JMP		04/26/2011					
3	90% BID SET	JMP		05/20/2011					
4	WATER AND SEWER	JMP		06/27/2011					
5	ELEVATIONS AND SITE PLAN	JMP		09/12/2011					
6	AS-BUILT	JMP		12/16/2011					

AS-BUILT

NAMES		DATE
DRAWN:	DME/JMP	03/29/2011
DESIGN:	DME/JMP	03/29/2011
CHECKED:	JBS	03/29/2011
PE:	JBS	03/29/2011
APPD.:		
APPD:		
APPD:		

Oak Park

SCALE: 1:20
PROJECT NO.: 11-105
CLIENT NO.:

SHEET DESCRIPTION:
MARION ST: SEWER P&P
STATION 111+50 TO STATION 300+50

VILLAGE OF OAK PARK
Downtown Streetscape Improvement

TERRA ENGINEERING LTD.
225 W. OHIO STREET, 4TH FLOOR
CHICAGO, IL 60654
(312) 467-0123

DATE: 3/28/2011

TITLE: **South Marion Street Streetscape**

SHEET NUMBER: **25**

The drawings, specifications and other documents prepared by the Engineer for this project are instruments of the Engineer's service for use solely with respect to this project and, unless otherwise provided, the Engineer shall be deemed the author of these documents and shall retain all common law, statutory and other reserved rights, including the copyright.

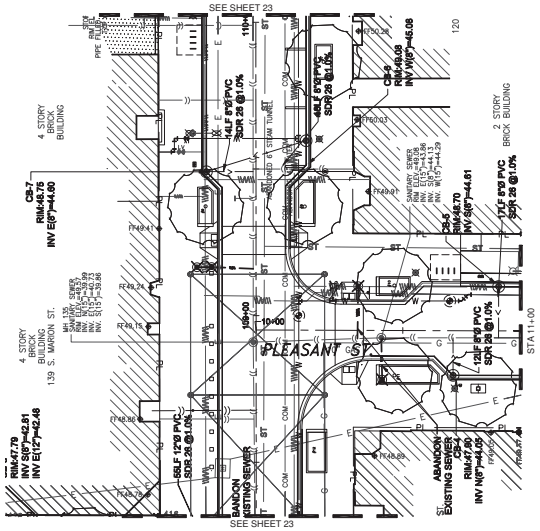

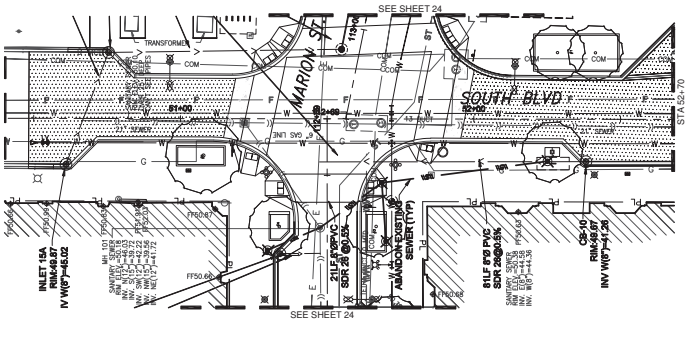

GRAPHIC SCALE

(IN FEET)
1 inch =20ft.

PROPOSED SEWER PROFILE
PLEASANT STREET

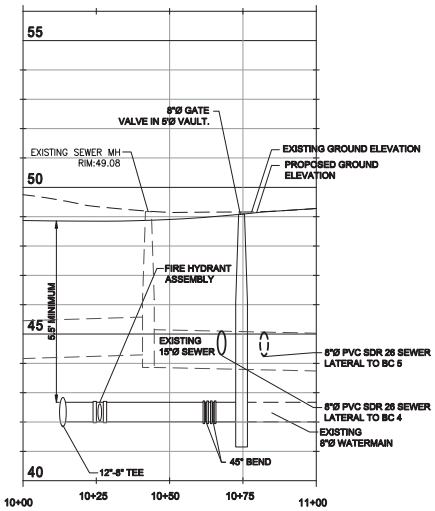

PROPOSED SEWER PROFILE
SOUTH BOULEVARD

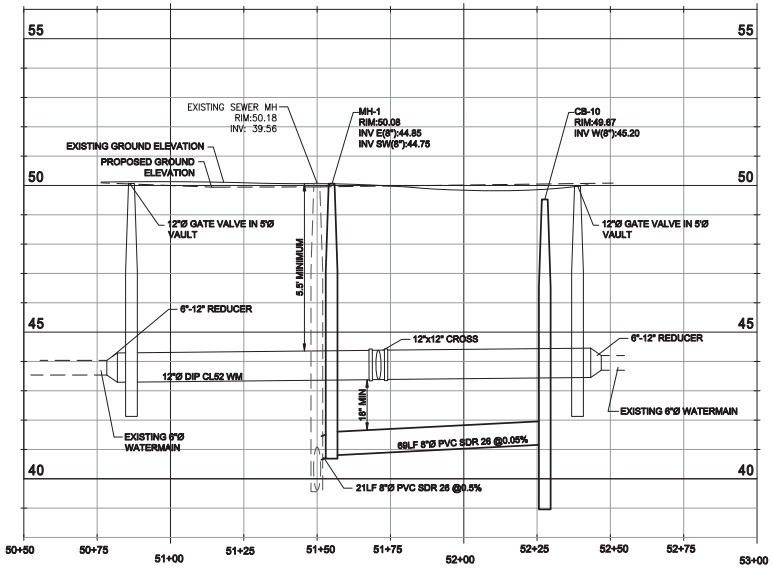

VERT. SCALE
HORIZ SCALE
(SCALE IN FEET)

NO.	REVISIONS	MADE	CHK	DATE	NO.	REVISIONS	MADE	CHK	DATE
1	PER MWRD REVIEW COMMENTS	JMP		04/22/2011					
2	PER IEPA REVIEW COMMENTS	JMP		04/26/2011					
3	90% BID SET	JMP		05/20/2011					
4	WATER AND SEWER	JMP		06/27/2011					
5	ELEVATIONS AND SITE PLAN	JMP		09/12/2011					
6	AS-BUILT	JMP		12/16/2011					

AS-BUILT

NAMES		DATE
DRAWN:	DMEJMP	03/29/2011
DESIGN:	DMEJMP	03/29/2011
CHECKED:	JBS	03/29/2011
PE:	JBS	03/29/2011
APPD.:		
APPD:		
APPD:		

Oak Park

SCALE: 1:20
PROJECT NO.: 11-105
CLIENT NO.:

SHEET DESCRIPTION:
PLEASANT ST & SOUTH BLVD: SEWER P&P

VILLAGE OF OAK PARK
Downtown Streetscape Improvement

TERRA ENGINEERING LTD.
225 W. OHIO STREET, 4TH FLOOR
CHICAGO, IL 60654
(312) 467-0123

DATE: 3/28/2011

TITLE: **South Marion Street Streetscape**

SHEET NUMBER: **26**

The drawings, specifications and other documents prepared by the Engineer for this project are instruments of the Engineer's service for use solely with respect to this project and, unless otherwise provided, the Engineer shall be deemed the author of these documents and shall retain all common law, statutory and other reserved rights, including the copyright.

The End