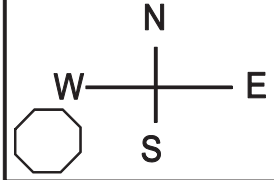
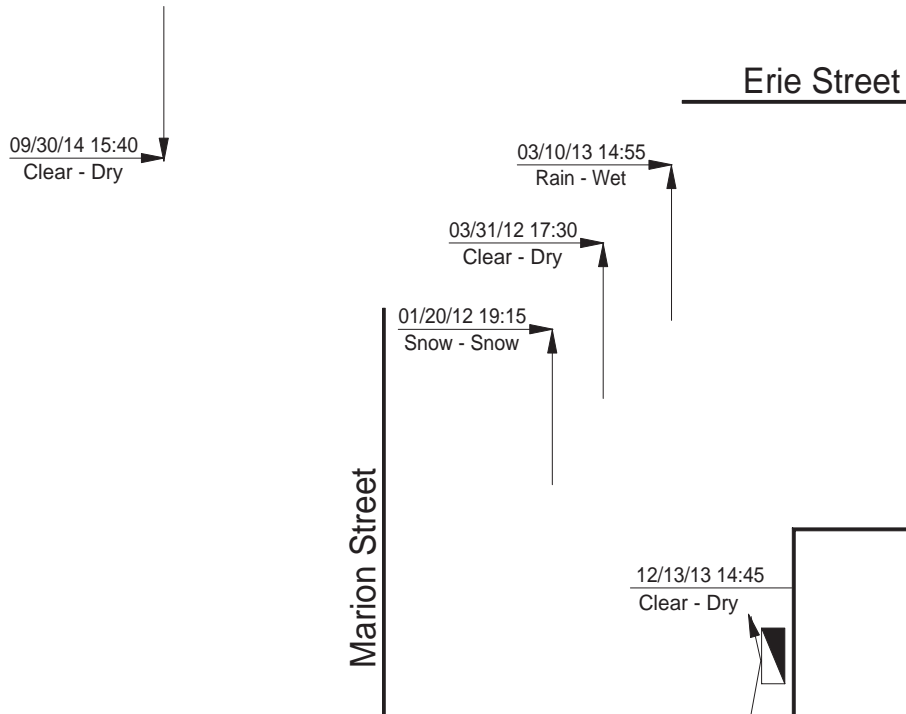


# VILLAGE OF OAK PARK

## COLLISION DIAGRAM



HISTORICAL DATA  
 JAN 1996 - DEC 1998  
 # OF CRASHES = 4  
 ADT = 4210  
 1998 CRASH RATE=0.87 Acc/MEV  
 CRITICAL CRASH RATE=0.86 Acc/MEV  
 OCT 2011 - SEPT 2014  
 ADT = 4850  
 # OF CRASHES = 5  
 2014 CRASH RATE=0.941 Acc/MEV



2011 = 0  
 2012 = 2  
 2013 = 2  
 2014 = 1



### SYMBOLS

MOVING VEHICLE  
 BACKING VEHICLE  
 PEDESTRIAN  
 PARKED VEHICLE  
 FIXED OBJECT  
 FATAL ACCIDENT  
 INJURY ACCIDENT

### TYPES OF COLLISIONS

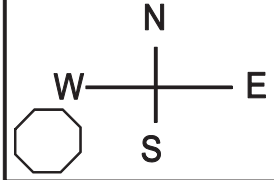
REAR END  
 HEAD ON  
 SIDE SWIPE  
 OUT OF CONTROL  
 LEFT TURN

RIGHT ANGLE  
 1. Date and Time  
 2. Weather and Road Surface Conditions

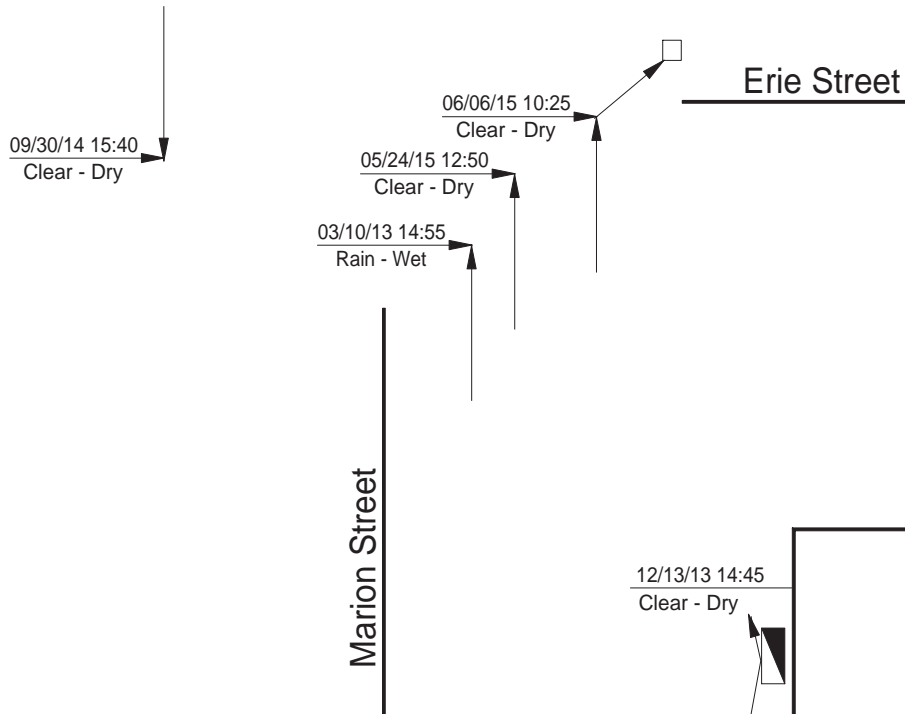
INTERSECTION of Erie Street and Marion Street  
 PERIOD: 36 Months FROM: October 2011 TO: September 2014  
 BY: J. Juliano DATE: October 21, 2014 NO SCALE

# VILLAGE OF OAK PARK

## COLLISION DIAGRAM



HISTORICAL DATA  
 JAN 1996 - DEC 1998  
 # OF CRASHES = 4  
 ADT = 4210  
 1998 CRASH RATE=0.87 Acc/MEV  
 CRITICAL CRASH RATE=0.86 Acc/MEV  
 AUG 2012 - JULY 2015  
 ADT = 4850  
 # OF CRASHES = 6  
 2015 CRASH RATE=1.130 Acc/MEV



2012 = 0  
 2013 = 2  
 2014 = 1  
 2015 = 3



### SYMBOLS

MOVING VEHICLE  
 BACKING VEHICLE  
 PEDESTRIAN  
 PARKED VEHICLE  
 FIXED OBJECT  
 FATAL ACCIDENT  
 INJURY ACCIDENT

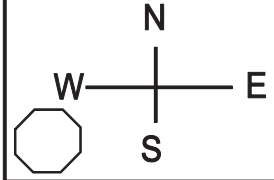
### TYPES OF COLLISIONS

REAR END  
 HEAD ON  
 SIDE SWIPE  
 OUT OF CONTROL  
 LEFT TURN

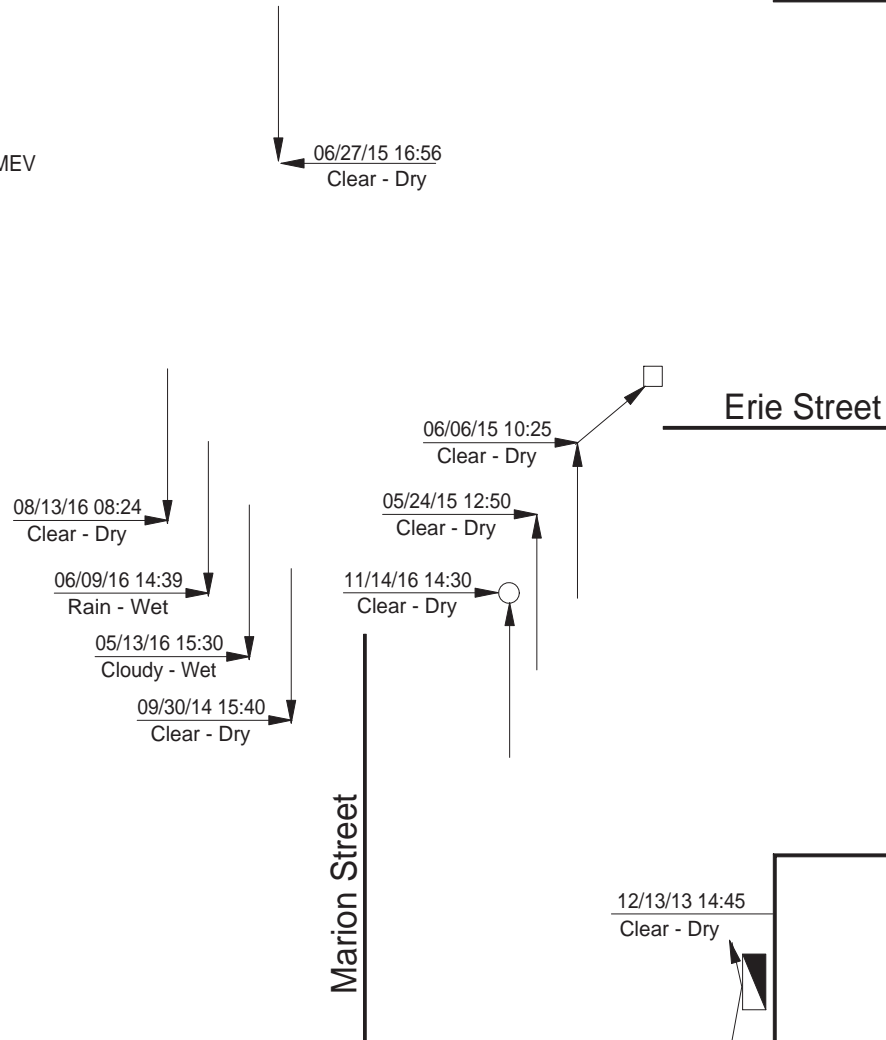
RIGHT ANGLE  
 1. Date and Time  
 2. Weather and Road Surface Conditions

INTERSECTION of Erie Street and Marion Street  
 PERIOD: 36 Months FROM: August 2012 TO: July 2015  
 BY: J. Juliano DATE: August 11, 2015 NO SCALE

# VILLAGE OF OAK PARK COLLISION DIAGRAM



**HISTORICAL DATA**  
 JAN 1996 - DEC 1998  
 # OF CRASHES = 4  
 ADT = 4210  
 1998 CRASH RATE=0.87 Acc/MEV  
 CRITICAL CRASH RATE=0.86 Acc/MEV  
 DEC 2013 - NOV 2016  
 ADT = 4756  
 # OF CRASHES = 9  
 2016 CRASH RATE=1.728 Acc/MEV



2013 = 1  
 2014 = 1  
 2015 = 3  
 2016 = 4



## SYMBOLS

MOVING VEHICLE  
 BACKING VEHICLE  
 PEDESTRIAN  
 PARKED VEHICLE  
 FIXED OBJECT  
 FATAL ACCIDENT  
 INJURY ACCIDENT

## TYPES OF COLLISIONS

REAR END  
 HEAD ON  
 SIDE SWIPE  
 OUT OF CONTROL  
 LEFT TURN

RIGHT ANGLE  
 1. Date and Time  
 2. Weather and Road Surface Conditions

INTERSECTION of Erie Street and Marion Street  
 PERIOD: 36 Months FROM: December 2013 TO: November 2016  
 BY: J. Juliano DATE: January 10, 2017 NO SCALE