



MEMORANDUM

Date: October 18, 2017

To: Finance Committee (Trustees Andrews, Button, Taglia and Tucker)
Cara Pavlicek, Village Manager

From: Tammie Grossman, Development Customer Services Director

Re: Parking Fund Revenue Increases

Cc: Mayor Abu-Taleb
Board of Trustees
Lisa Shelley, Deputy Village Manager
Steven Drazner, Chief Financial Officer
John Youkhana, Parking and Mobility Services Division Manager

During the review of the 2018-2022 Capital Improvement Plan staff proposed a review of Parking Fund revenue increases to support the \$2.0 million - 2018 capital projects. Staff reviewed fees/rates from the Garages, Meters, and Permit Parking categories. If minimum revenue proposals presented in all three categories are selected for implementation; the estimated annual revenue increase to the Parking Fund would be \$1.1 million. Attached are maps as well as spreadsheets containing alternative increases in fees, rates, or time extensions for each revenue category.

GARAGES

Fiscal Impact

The proposal of eliminating a half hour of free parking (Exhibit #3) will generate an annual increase of \$338,654 (prior to subtracting the various subsidies: Employee Discount Cards, Large Employee and Boutique Hotel validation programs, free Sundays and holidays, etc.). The spreadsheet, Exhibit # 3 - Garage Revenue Alternatives, includes various rate alternatives, changes in duration of usage rates, and revenue calculations. Staff proposes a change in paid time: from (0 -1.5 hours free) to (0-1 hour free); 1-2 hours at \$2.00; 2-3 hours at \$3.00 continuing up to 10 hours. No changes are proposed to the Oak Park/River Forest High School Garage however staff would request a future discussion with the Board regarding the structure's purchase. Staff would propose a January 2018 implementation date.

Background

Staff conducted a review of the utilization, expenses and revenues associated with the Avenue, Holley Court, and Lake & Forest Garages. This proposed rate will help convey a consistent message that all Village garage parking is \$1 per hour for short term customers. However the one exception is the rate reductions for customers after a 10 hour duration (10-24 hours would be \$16). In 2016, Staff made changes to assist the business community during construction however; we now have sufficient garage space. Additionally, Down Town Oak Park (DTOP) suggested to the Village Board that the change of garage hours to 1.5 be a temporary solution with a return to the shorter time after construction.

METERS

Fiscal Impact

The meter revenue proposal (Exhibit 5,6,&7) would generate an estimated annual increase of \$718,334. The increased meter rate of \$1 per hour for all meters will generate an annual \$329,184; a two (2) hour paid time extension would generate \$314,150; and the Credit Card minimum charge will generate \$75,000. Staff would propose an ordinance which staggered implementation dates of the new meter rates.

Background

The Village of Oak Park has 1,515 meters of which 510 are in a High Demand , 670 are Outside High Demand, 300 are in the Commuter categories and 35 are Red Top (a 15 min max.). This proposal will help convey a consistence message that Village meter parking is \$1 per hour. The first proposal is a \$.25 per hour meter increase in the "Outside High Demand" meter rate (from \$.75 per hour to \$1.00 per hour); and a \$.50 per hour meter increase in the "Commuter" rates (from \$.50 per hour to \$1.00 per hour).

Additionally, staff proposes that all credit card meter transactions be a minimum of one (1) hour. We currently pay \$75,000 in annual administrative costs plus \$.30 per transaction.

The proposal extends the meter paid time by two (2) metered hours per day (from 8am through 6pm to 8am through 8pm). The rates for meter were last increased in 10/2008.

Each hour of extended time metered parking at the proposed rate will generate an additional \$157,075 in annual revenue. The attached spreadsheets ,Exhibit #2 - Meter Revenue Alternatives, includes rate alternatives associated with duration of usage, projections for extensions in one (1) hour increments and projected revenue calculations up to 12am. Additionally, staff calculated the projected revenue generated if meter rates were required on Sunday from 8am to 8pm at the proposed hourly rate.

PERMIT PARKING

Fiscal Impact

The estimated annual revenue for the proposed permit parking increase (Exhibits # 9-13) is \$106,170. This includes a \$5 quarterly increase in resident parking permits, a \$10 quarterly increase for nonresident parking permits; an overall \$5 increase per quarter for Quarterly Garage Parking Permits; and a \$5 annual increase for the On-Street Daytime permit zone as well as the On-Street Business permit zone.

Background

On an annual basis, the Village sells more than 7115 permits for 24-hour parking. The permit fees for garages and the permit fee for lots and on-street overnight parking were last increased in January 2017. An alternative to this recommendation could be to increase the rate to \$10 per quarter for both the resident and nonresident permits.

High Demand Area:

1. **Resident** rates increase for Twenty - four (24) a day permit parking from \$250 per quarter to \$255 per vehicle per quarter; the resident Daytime permit parking from \$220 to \$225 per quarter; and the resident Overnight permit parking from \$170 to \$175 per quarter.
2. **Nonresident** rates increase for Twenty-four (24) hour a day permit parking from \$325 to \$335 per vehicle per quarter; the nonresident Daytime permit parking from \$ 275 to \$285 per quarter; and the nonresident Overnight permit parking from \$190 to \$200.
3. **Garage permit rate** increase for resident Twenty-four (24) hour a day permit parking from \$260 per vehicle per quarter to \$265; Daytime permit parking from \$190 to \$195 per quarter: and Overnight permit parking from \$155 to \$160 per quarter.

Outside High Demand Areas:

4. **Resident** rates increase for Twenty-four (24) hour a day permit parking from \$215 to \$220 per quarter; the Daytime rate from \$180 to \$185; and the Overnight rate from \$145 to \$150.
5. **Nonresident** rates increase for the Twenty-four hour a day permit parking from \$275 to \$285 per quarter; the Daytime permits from \$ 230 to \$240; and the Overnight from \$185 to \$195.
6. **Garage rate increase for resident** - Twenty-four (24) hour a day permit parking from \$225 to \$230 per quarter; Daytime from \$190 to \$195; and Overnight from \$155 to \$160.
7. **Garage rate increase for nonresident** - Twenty-four (24) hour a day permit parking from \$285 to \$290 per quarter; Daytime from \$240 to \$245; overnight from \$195 to \$200.
8. **No increase** is proposed in the 30 Day Use Card Holley Court and Avenue Garage monthly parking rates for twenty four (24) hour parking. The rate will remain \$130 per month. The current usage numbers are extremely low.

Commuter Areas

9. **Resident rates** for Twenty-four (24) hour permit parking increase from \$220 to \$230 per quarter; Daytime from \$210 to \$220 ; and Overnight from \$145 to \$155.
10. **Nonresident rates** for Twenty-four (24) hours increase from \$280 to \$290 per quarter; Daytime from \$265 to \$275; and Overnight from \$185 to \$195.

On Street Overnight Zone/ On-Street Daytime Resident Permit Zone

11. **Resident** only – rates increase in High Demand from \$130 to \$135 per quarter; Medium Demand from \$120 to \$125, and from Low Demand from \$110 to \$115.
12. **Resident** Daytime (annual permit) increase from \$65 to \$70 per year.

13. **On-Street Business Permit Zone**

14. Increase (annual permit) from \$115 to \$120 per year.

Permits Replacement or Transfer Fees

15. Lot Permit increase from \$2 to \$5; Zone Permit from \$2. To \$5; Garage Permit from \$2 to \$5; and Vehicle Sticker will not change, currently \$5.

High Volume Business Parking Validation Program (subsidy)

Approx. 190,000 validated tickets utilize the subsidy annually. Staff would like to discuss this program in more detail.

Future Parking Fund Items to evaluate:

- Employee Discount Program
- Subsidized parking for Low income individuals

Note: As a suggestion for moving forward / shortening the motions in each revenue category; staff will provide an example of a motion to accept the revenue categories.



PARKING GARAGES MAP



- = Holley Court
- = Lake & Forest
- = Avenue

Legend

On-Street

0

0

Multi-Family dwellings eligible for overnight

Please refer to specific permit lot/zone guidelines for additional information.

*For the interactive, online map use
www.oak-park.us/parkingmap

** This map is a graphic representation of the parking areas. Always park in areas designated by signs in the field and follow applicable guidelines.

15-3-18: PARKING RATES; PARKING METERS, PAY BY SPACE MACHINES, VILLAGE OPERATED PARKING STRUCTURES, PERMIT, EXTENDED PASS, VALET AND DAYTIME ON STREET PERMIT PARKING:

Article 3

PARKING METERS, PARKING PERMITS AND MUNICIPAL ATTENDANT PARKING LOTS

F. Village Operated Multilevel Parking Structures Parking Rates (Except For The Oak Park River Forest High School Parking Structure And The Avenue Garage): The fee for parking in Village operated multilevel parking structures other than by meter or permit (except for the Oak Park River Forest High School parking structure and the Avenue Garage) on Monday through Saturday shall be as follows:

Duration	Parking Fee
0 to 1.5 hours	Free
1.5 to 2.5 hours	\$ 2 .00
2.5 to 3.5 hours	3 .00
3.5 to 4.5 hours	3 .77
4.5 to 5.5 hours	4 .72
5.5 to 6.5 hours	5 .67
6.5 to 10 hours	10 .38
10 to 24 hours	15 .09

The fee for parking in the Avenue Garage on Monday through Saturday shall be as follows:

Duration	Parking Fee
0 to 1 hour	Free
1 to 2.5 hours	\$ 2 .00
2.5 to 3 hours	3 .00
3 to 3.5 hours	3 .77
3.5 to 4 hours	4 .72
4 to 10 hours	10 .38
10 to 24 hours	15 .09

GARAGE REVENUE ALTERNATIVES

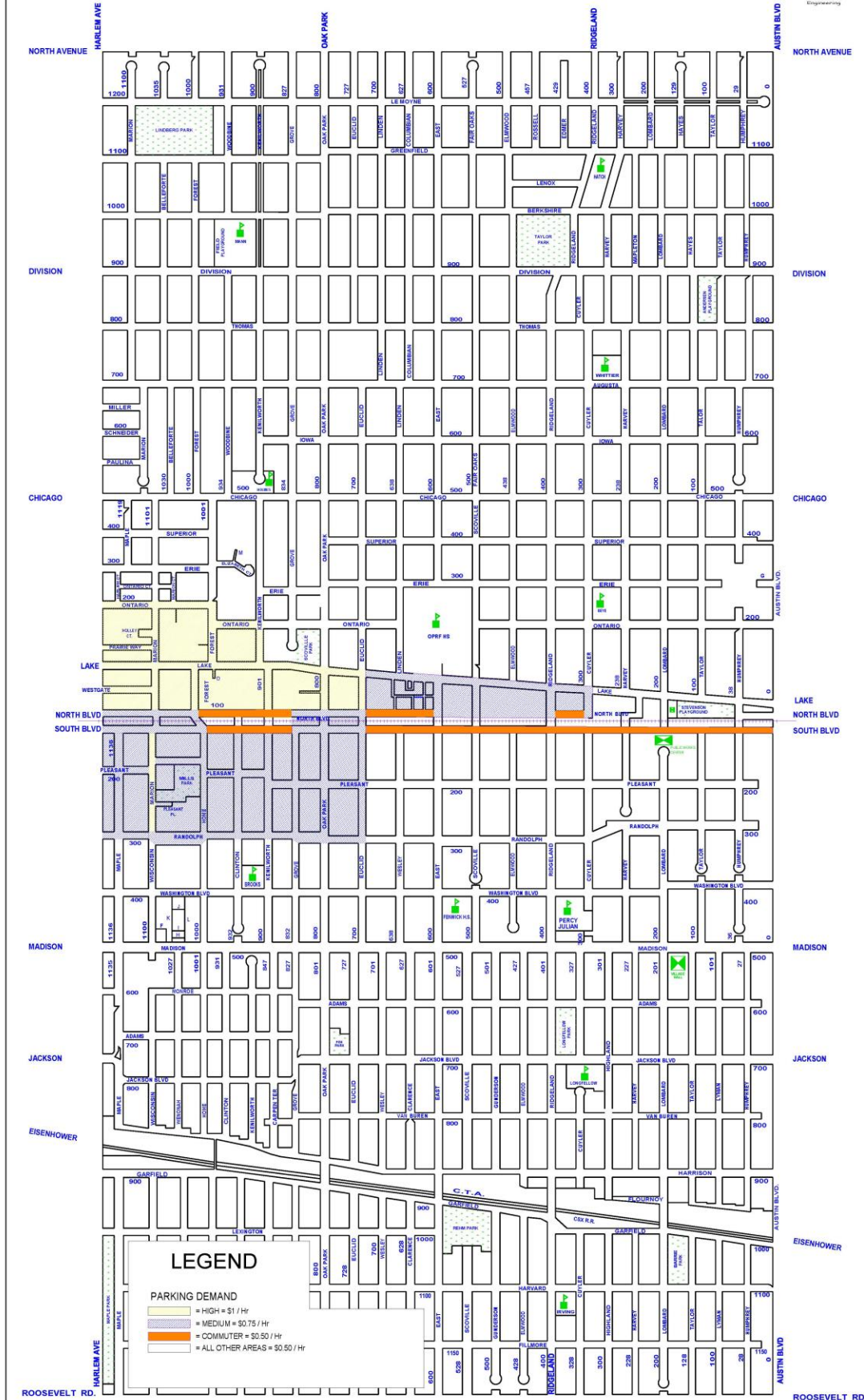
EXHIBIT 3

HOLLEY COURT GARAGE						GARAGE RATES ALT 1						ALT 2	ALT 3
DURATION	% OF TOTAL # OF TICKETS	# PAY-ON- EXIT TICKETS	PARKING FEE (2017)	GROSS CALCULATED PAYMENT **	ESTIMATED REVENUE AFTER SUBSIDIES**	DURATION	% OF TOTAL # OF TICKETS	# PAY-ON- EXIT TICKETS	PARKING FEE	GROSS CALCULATED PAYMENT **	ESTIMATED REVENUE AFTER SUBSIDIES**	1st HOUR M- S ESTIMATED ADDITIONAL REVENUE	SUN ESTIMATED ADDITIONAL REVENUE
0 to 1.5 hours	50%	330,779	Free	\$0		0 to 1 hour	27%	181,117	Free	\$0		140,000	
1.5 to 2.5 hours	28%	186,987	\$2.00	\$373,974		1 to 2 hours	45%	299,324	\$2.00	\$598,648			
2.5 to 3.5 hours	7%	49,566	\$3.00	\$148,698		2 to 3 hours	11%	74,649	\$3.00	\$223,947			
3.5 to 4.5 hours	3%	18,972	\$4.00	\$75,888		3 to 4 hours	4%	24,483	\$4.00	\$97,932			
4.5 to 5.5 hours	2%	12,126	\$5.00	\$60,630		4 to 5 hours	2%	13,462	\$5.00	\$67,310			
5.5 to 6.5 hours	2%	10,117	\$6.00	\$60,702		5 to 6 hours	2%	10,791	\$6.00	\$64,746			
6.5 to 10 hours	7%	43,731	\$11.00	\$481,041		6 to 10 hours	7%	48,452	\$10.00	\$484,520			
10 to 24 hours	2%	10,801	\$16.00	\$172,816		10 to 24 hours	2%	10,801	\$16.00	\$172,816			
100%		663,079		\$1,373,749	\$796,391	100%		663,079		\$1,709,919	\$1,076,533	116,667	\$246,988
				(calculated)						(calculated)			
*Only include transient parkers (single day parkers)													
** Based on payment for every pulled ticket. Numbers include Empl. Discount cards, Validations and Sundays & Holidays FREE.													
LAKE & FOREST GARAGE						GARAGE RATES ALT 1						ALT 2	ALT 3
DURATION	% OF TOTAL # OF TICKETS	# PAY-ON- EXIT TICKETS	PARKING FEE (2017)	GROSS CALCULATED PAYMENT **	ESTIMATED REVENUE AFTER SUBSIDIES**	DURATION	% OF TOTAL # OF TICKETS	# PAY-ON- EXIT TICKETS	PARKING FEE	GROSS CALCULATED PAYMENT **	ESTIMATED REVENUE AFTER SUBSIDIES**	1st HOUR M- S ESTIMATED ADDITIONAL REVENUE	SUNDAYS ESTIMATED ADDITIONAL REVENUE
0 to 1.5 hours	39%	47,527	Free	\$0		0 to 1 hour	25%	30,071	Free	\$0		30,071	
1.5 to 2.5 hours	25%	30,087	\$2.00	\$60,174		1 to 2 hours	29%	34,911	\$2.00	\$69,822			
2.5 to 3.5 hours	14%	17,406	\$3.00	\$52,218		2 to 3 hours	21%	25,262	\$3.00	\$75,786			
3.5 to 4.5 hours	6%	6,986	\$4.00	\$27,944		3 to 4 hours	8%	9,549	\$4.00	\$38,196			
4.5 to 5.5 hours	3%	3,496	\$5.00	\$17,480		4 to 5 hours	4%	4,425	\$5.00	\$22,125			
5.5 to 6.5 hours	2%	2,341	\$6.00	\$14,046		5 to 6 hours	2%	2,568	\$6.00	\$15,408			
6.5 to 10 hours	8%	9,800	\$11.00	\$107,800		6 to 10 hours	9%	10,857	\$10.00	\$108,570			
10 to 24 hours	3%	3,854	\$16.00	\$61,664		10 to 24 hours	3%	3,854	\$16.00	\$61,664			
100%		121,497		\$341,326	\$284,438	100%		121,497		\$391,571	\$326,309	25,059	\$56,560
				(calculated)						(calculated)			
*Only include transient parkers (single day parkers)													
** Based on payment for every pulled ticket. Numbers include Sundays & Holidays FREE.													
AVENUE GARAGE						GARAGE RATES ALT 1						ALT 2	ALT 3
DURATION	% OF TOTAL # OF TICKETS	# PAY-ON- EXIT TICKETS	PARKING FEE (2017)	GROSS CALCULATED PAYMENT **	ESTIMATED REVENUE AFTER SUBSIDIES**	DURATION	% OF TOTAL # OF TICKETS	# PAY-ON- EXIT TICKETS	PARKING FEE	GROSS CALCULATED PAYMENT **	ESTIMATED REVENUE AFTER SUBSIDIES**	1st HOUR M- S ESTIMATED ADDITIONAL REVENUE	SUNDAYS ESTIMATED ADDITIONAL REVENUE
0 to 1 hour	32%	39,990	Free	\$0		0 to 1 hour	32%	39,990	Free	\$0		39,990	
1 to 2.5 hours	36%	45,008	\$2.00	\$90,016		1 to 2 hours	31%	37,891	\$2.00	\$75,782			
2.5 to 3 hours	6%	7,117	\$3.00	\$21,351		2 to 3 hours	11%	14,234	\$3.00	\$42,702			
3 to 3.5 hours	3%	3,351	\$4.00	\$13,404		3 to 4 hours	5%	6,702	\$4.00	\$26,808			
3.5 to 4 hours	3%	3,351	\$5.00	\$16,755		4 to 5 hours	3%	4,032	\$5.00	\$20,160			
4 to 10 hours	15%	19,083	\$11.00	\$209,913		5 to 6 hours	2%	3,071	\$6.00	\$18,426			
10 to 24 hours	5%	6,075	\$16.00	\$97,200		6 to 10 hours	10%	11,980	\$10.00	\$119,800			
100%		123,975		\$448,639	\$330,866	10 to 24 hours	5%	6,075	\$16.00	\$97,200			
				(calculated)		100%		123,975		\$400,878	\$291,065	33,325	\$57,905
*Only include transient parkers (single day parkers)													
** Based on payment for every pulled ticket. Numbers include Empl. Discount cards, Validations and Sundays & Holidays FREE.													

	GROSS CALCULATED PAYMENT	ESTIMATED REVENUE AFTER SUBSIDIES**	OPTION 1	GROSS CALCULATED PAYMENT	ESTIMATED REVENUE AFTER SUBSIDIES**	ESTIMATED ADDITIONAL REVENUE	ESTIMATED ADDITIONAL REVENUE
Current fees							
Holley Court	1,373,749	796,391	Holley Court	1,709,919	1,076,533	116,667	246,988
Lake/Forest	341,326	284,438	Lake/Forest	391,571	326,309	25,059	56,560
Avenue	448,639	330,866	Avenue	400,878	291,065	33,325	57,905
	2,163,714	1,411,695		2,502,368	1,693,907	175,051	361,453

Village of Oak Park Parking Meter Rate Areas Map

EXHIBIT 4



Engineering
Division

Scale: 1" = Ft.
By: MJK Date: 10/19/17

Village of Oak Park
Parking Meter Rate Areas Map
as of October 2008

Filename: C:\Documents\Documents\GIS\Parking_Meter_Locations_Map 2\Parking meter Rate Areas Map locations 20171019.doc

METER REVENUE PROPOSAL

EXHIBIT 5

Meter categories (per attached map)	Category as % of total	# of Meters	Current 2017 Hourly Rate	Current Estimated Annual Meter Revenue Mon-Sat 8am-6pm		Alternative 2018 Hourly Rate	Alternative Estimated Annual Meter Revenue* Mon-Sat 8am-6pm	Alternative Extended Hours Annual Meter Revenue* Mon-Sat 8am-8pm
High Demand	34%	510	\$1.00	\$528,768		\$1.00	\$528,768	\$634,522
Outside High Demand	44%	670	\$0.75	\$520,992		\$1.00	\$694,656	\$833,587
Commuter	20%	300	\$0.50	\$155,520		\$1.00	\$311,040	\$373,248
Red Top 15 min max	2%	35	\$1.00	\$36,288		\$1.00	\$36,288	\$43,546
TOTAL	100%	1,515		\$1,241,568			\$1,570,752	\$1,884,902
						minus current	\$1,241,568	\$1,241,568
						est. increase	\$329,184	\$643,334

Actual meter collections 2015 **1,584,029** (46%)

Actual meter collections 2016 **1,167,773** (34%)

Estimated meter collections 2017 **1,241,568** (36%)*

HOURLY RATE WITH HOURLY INCREASES AT .25 & .50

Meter categories (per attached map)	Category as % of total	# of Meters	Increase Amount per Hourly Rate	.25 Increase per Hour for entire year		Increase Amount per Hourly Rate	.50 Increase per Hour for entire year
High Demand	34%	510	\$0.25	\$38,250		\$0.50	\$76,500
Outside High Demand	44%	670	\$0.25	\$50,250		\$0.50	\$100,500
Commuter	20%	300	\$0.25	\$22,500		\$0.50	\$45,000
Red Top 15 min max	2%	35	\$0.25	\$2,625		\$0.50	\$5,250
TOTAL	100%	1,515		\$113,625			\$227,250

EXTENDING PAID TIME - PER ADDITIONAL HOUR

EXHIBIT 6

Meter categories	Category as % of total	# of Meters	New Hourly Rate	Estimated Annual Meter Revenue* per Additional Hour
High Demand	34%	510	\$1.00	\$52,877
Outside High Demand	44%	670	\$1.00	\$69,466
Commuter	20%	300	\$1.00	\$31,104
Red Top 15 min max	2%	35	\$1.00	\$3,629
TOTAL	100%	1,515		\$157,075

8pm-9pm	\$157,075
8pm-10pm	\$314,150
8pm-11pm	\$471,226
8pm-12am	\$628,301

ADDING PAID SUNDAYS

Meter categories	Category as % of total	# of Meters	New Hourly Rate	Estimated Annual Meter Revenue* Sundays 8am-8pm
High Demand	34%	510	\$1.00	\$114,566
Outside High Demand	44%	670	\$1.00	\$150,509
Commuter	20%	300	\$1.00	\$67,392
Red Top 15 min max	2%	35	\$1.00	\$7,862
TOTAL	100%	1,515		\$340,330

CREDIT CARD MINIMUMS

EXHIBIT 7

		TOTAL METER CREDIT CARD PAYMENTS			
		Under \$0.25	\$0.25 to \$1.00	TOTAL TRANSACTIONS \$1 OR LESS	TOTAL TRANSACTIONS
Jan		271	5171	5442	23082
Feb		292	5661	5953	23902
March		306	6476	6782	24208
April		338	6336	6674	24408
May		370	6546	6916	22287
June		393	6468	6861	21900
Totals		1970	36658	38628	139787
ESTIMATE FOR YEAR		3940	73316	77256	279574
				28%	

Average credit card processing cost not including administrative costs

\$0.30

Villages/Cities with Minimum Charges for Credit Cards

Evanston	\$1
Forest Park	\$2
Hinsdale	\$1
Oshkosh	\$1
Riverside	\$1
Whiting	\$3

Villages/Cities with additional charges for Credit Cards

Note: These Villages/Cities typically have longer stays due to commuters

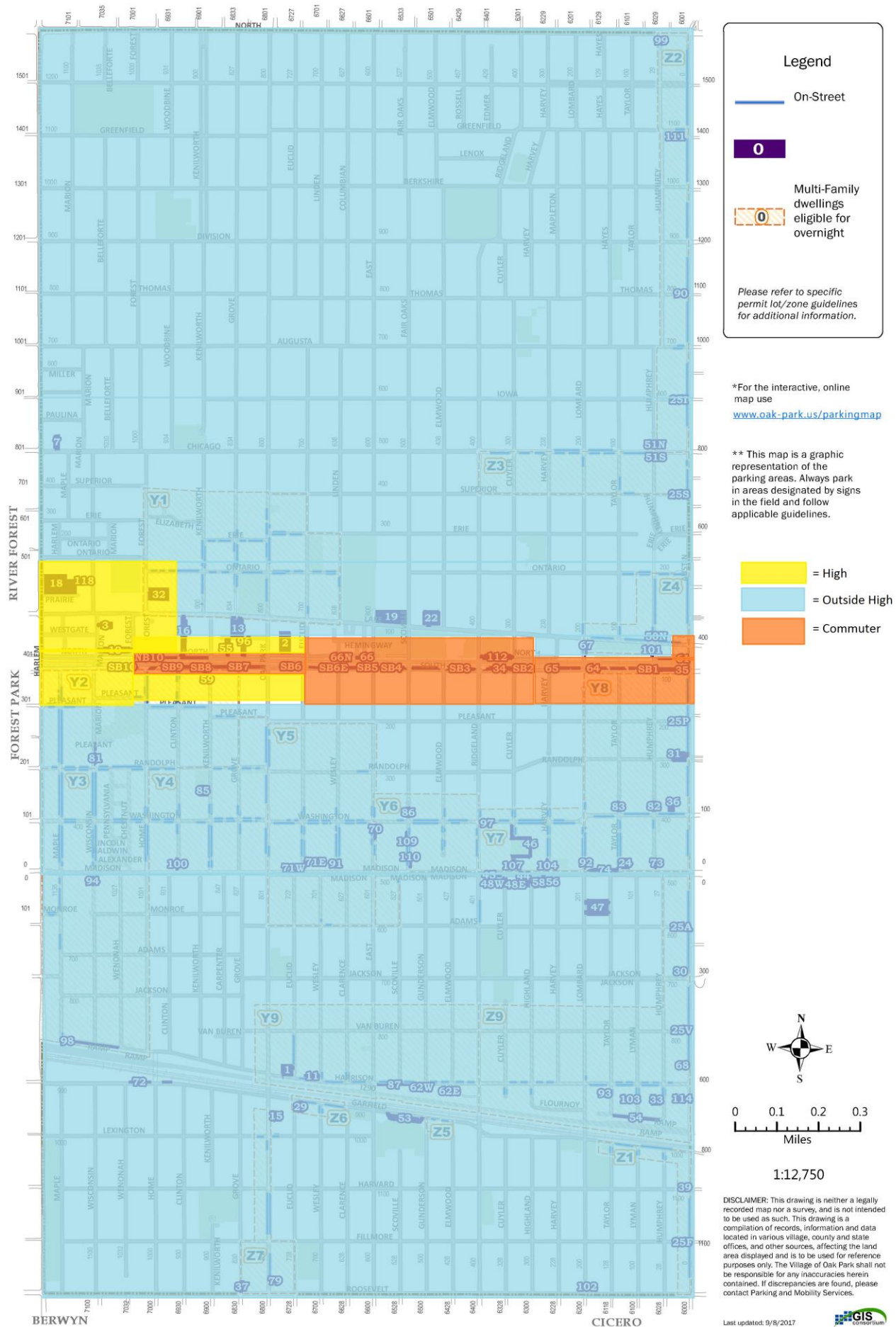
Aurora	\$0.31
Roselle	\$0.30
Itasca	\$0.20
Lake Forest	\$0.25
Palatine	\$0.20
Wooddale	\$0.50



Parking Permit Map

Parking Lots & Garages

EXHIBIT 8



Last updated: 9/8/2017



PARKING PERMIT REVENUE: LOTS

EXHIBIT 9

Quarterly Permit Fee

		2017 Fees	Equivalent Cost of Parking Per Day in 2017	2018 Alternative Fees	Equivalent Cost of Parking Per Day in 2018	Number Permits Sold	Resulting Revenue from Proposed Increase
<i>High Demand (except garages)</i>	Resident						
	24 hour	\$ 250	\$ 2.74	\$ 255	\$ 2.79	190	\$950
	Day	\$ 220	\$ 2.41	\$ 225	\$ 2.47	177	\$885
	Night	\$ 170	\$ 1.86	\$ 175	\$ 1.92	0	\$0
<i>High Demand (except garages)</i>	Non Resident						
	24 hour	\$ 325	\$ 3.56	\$ 335	\$ 3.67	7	\$70
	Day	\$ 275	\$ 3.01	\$ 285	\$ 3.12	22	\$220
	Night	\$ 190	\$ 2.08	\$ 200	\$ 2.19	0	\$0
<i>Outside - High Demand</i>	Resident						
	24 hour	\$ 215	\$ 2.36	\$ 220	\$ 2.41	2,516	\$12,580
	Day	\$ 180	\$ 1.97	\$ 185	\$ 2.03	65	\$325
	Night	\$ 145	\$ 1.59	\$ 150	\$ 1.64	1,132	\$5,660
<i>Outside - High Demand</i>	Non Resident						
	24 hour	\$ 275	\$ 3.01	\$ 285	\$ 3.12	45	\$450
	Day	\$ 230	\$ 2.52	\$ 240	\$ 2.63	0	\$0
	Night	\$ 185	\$ 2.03	\$ 195	\$ 2.14	51	\$510
<i>Commuter Demand</i>	Resident						
	24 hour	\$ 220	\$ 2.41	\$ 225	\$ 2.47	892	\$4,460
	Day	\$ 210	\$ 2.30	\$ 215	\$ 2.36	116	\$580
	Night	\$ 145	\$ 1.59	\$ 150	\$ 1.64	250	\$1,250
<i>Commuter Demand</i>	Non Resident						
	24 hour	\$ 280	\$ 3.07	\$ 290	\$ 3.18	17	\$170
	Day	\$ 265	\$ 2.90	\$ 275	\$ 3.01	18	\$180
	Night	\$ 185	\$ 2.03	\$ 195	\$ 2.14	4	\$40
						Total	\$28,330

Quarterly Permit Fee

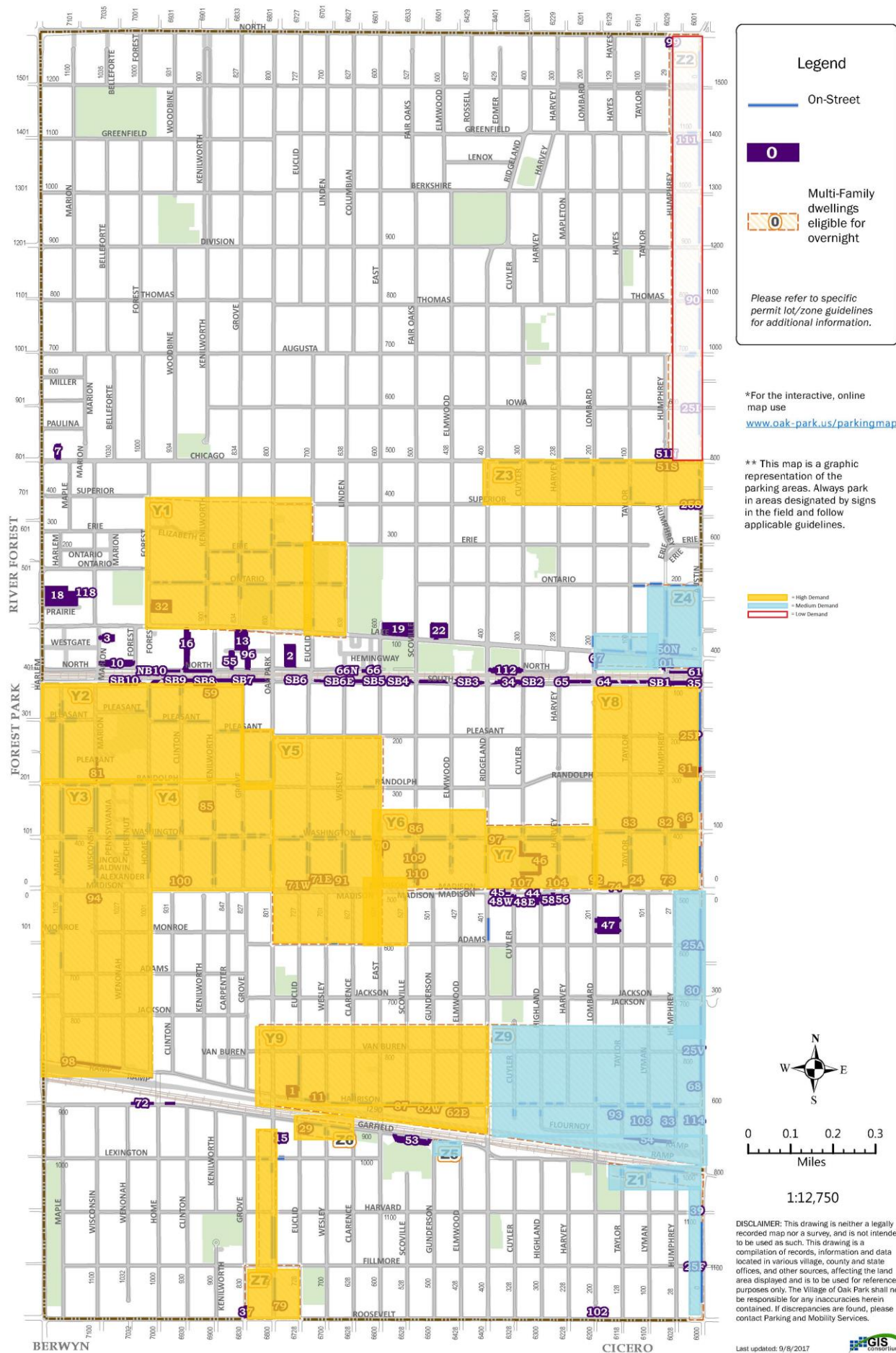
		2017 Fees	Equivilent Cost of Parking Per Day in 2017	2018 Alternative Fees	Equivilent Cost of Parking Per Day in 2018	Number Permits Sold	Resulting Revenue from Proposed Increase
High Demand Garages	Resident						
	24 hour	\$ 260	\$ 2.85	\$ 265	\$ 2.90	3,448	\$17,240
	Day	\$ 230	\$ 2.52	\$ 235	\$ 2.58	2,888	\$14,440
	Night	\$ 180	\$ 1.97	\$ 185	\$ 2.03	237	\$1,185
Outside - High Demand Garages	Resident						
	24 hour	\$ 225	\$ 2.47	\$ 230	\$ 2.52	0	
	Day	\$ 190	\$ 2.08	\$ 195	\$ 2.14	0	
	Night	\$ 155	\$ 1.70	\$ 160	\$ 1.75	0	
Outside - High Demand Garages	Non Resident						
	24 hour	\$ 285	\$ 3.12	\$ 290	\$ 3.18	0	
	Day	\$ 240	\$ 2.63	\$ 245	\$ 2.68	0	
	Night	\$ 195	\$ 2.14	\$ 200	\$ 2.19	0	
						Total	\$32,865

		30-Use Card			
		2017 Rates		2018 Rates	
Holley Court Parking Garage		\$ 130	\$ 4.33	\$ 130	\$ 4.33
Avenue Parking Garage		\$ 130	\$ 4.33	\$ 130	\$ 4.33



Parking Permit Map Zones (On-Street)

EXHIBIT 11



Legend

On-Street

0

Multi-Family dwellings eligible for overnight

Please refer to specific permit lot/zone guidelines for additional information.

*For the interactive, online map use
www.oak-park.us/parkingmap

** This map is a graphic representation of the parking areas. Always park in areas designated by signs in the field and follow applicable guidelines.

High Demand
Medium Demand
Low Demand



0 0.1 0.2 0.3
Miles

1:12,750

DISCLAIMER: This drawing is neither a legally recorded map nor a survey, and is not intended to be used as such. This drawing is a compilation of records, information and data located in various village, county and state offices, and other sources, affecting the land area displayed and is to be used for reference purposes only. The Village of Oak Park shall not be responsible for any inaccuracies herein contained. If discrepancies are found, please contact Parking and Mobility Services.

Last updated: 9/8/2017



PARKING PERMIT REVENUE:OVERNIGHT ZONE PERMITS (ON-STREET)

EXHIBIT 12

Quarterly Permit Fee

		2017 Fees	Equivalent Cost of Parking Per Day in 2017	2018 Alternative Fees	Equivalent Cost of Parking Per Day in 2018	Number Permits Sold	Resulting Revenue from Proposed Increase
<i>On Street Overnight Zone</i>	<i>High Demand - Night</i>	\$ 130	\$ 1.42	\$ 135	\$ 1.48	7,472	\$37,360
<i>(resident only)</i>							
	<i>Medium Demand - Night</i>	\$ 120	\$ 1.32	\$ 125	\$ 1.37	1,024	\$5,120
	<i>Low Demand - Night</i>	\$ 110	\$ 1.21	\$ 115	\$ 1.26	141	\$705
<i>On-Street Daytime Resident Permit Zone</i>	Resident						
<i>(annual permit)</i>	Day	\$ 65	\$ 0.18	\$ 70	\$ 0.19	353	\$1,765
<i>On-Street Business Permit Zone</i>	Non - Resident						
<i>(annual permit)</i>	Day	\$ 115	\$ 0.32	\$ 120	\$ 0.33	5	\$25
						Total	\$44,975

PARKING PERMIT REVENUE: REPLACEMENT/TRANSFER FEES

EXHIBIT 13

		Other Fees			
		2017 Fees		2018 Alternative Fees	
	Lot Permit	\$ 2		\$ 5	
	Zone Permit	\$ 2		\$ 5	
	Garage Permit	\$ 2		\$ 5	
	Vehicle Sticker	\$ 5		\$ 5	