



Fiscal Years 2021 – 2025

Recommended Capital Improvement Plan

October 5, 2020

Village of Oak Park			
Fiscal Year 2021-2025 Recommended Capital Improvement Plan			
Table of Contents & Project Index			
		Project	
	<u>Fund</u>	<u>Description</u>	<u>Page/s</u>
Executive Summary	ALL	ALL	1
Proposed Timeline	N/A	N/A	2
INTRODUCTION	N/A	N/A	3
OVERVIEW NON-ENTERPRISE CIP	N/A	N/A	4
PROJECT PRIORITY SCALE	N/A	N/A	5
MAIN CIP FUND FINANCIAL SUMMARY	N/A	N/A	7
DETAILED PROJECT SHEET	MAIN CIP	ALBION DEVELOPMENT	9
DETAILED PROJECT SHEET	MAIN CIP	ALLEY IMPROVEMENTS	10
DETAILED PROJECT SHEET	MAIN CIP	AUGUSTA STREET TRAFFIC CALMING	11
DETAILED PROJECT SHEET	MAIN CIP	AUSTIN BLVD.	12
DETAILED PROJECT SHEET	MAIN CIP	BICYCLE BLVD IMPROVEMENTS	13
DETAILED PROJECT SHEET	MAIN CIP	BICYCLE PARKING FACILITIES	14
DETAILED PROJECT SHEET	MAIN CIP	BICYCLE RACKS	15
DETAILED PROJECT SHEET	MAIN CIP	BRICK STREET AND SIDEWALK REPAIRS	16
DETAILED PROJECT SHEET	MAIN CIP	BRIDGE REPAIRS	17
DETAILED PROJECT SHEET	MAIN CIP	CAP THE IKE	18
DETAILED PROJECT SHEET	MAIN CIP	CHICAGO AVE STREETScape	19
DETAILED PROJECT SHEET	MAIN CIP	CUL DE SAS MODIFICATIONS	20
DETAILED PROJECT SHEET	MAIN CIP	DISTRICT HOUSE SITE	21
DETAILED PROJECT SHEET	MAIN CIP	DIVISION STREET RESURFACING	22
DETAILED PROJECT SHEET	MAIN CIP	EISENHOWER EXPRESSWAY	23
DETAILED PROJECT SHEET	MAIN CIP	FHWA REFLECTIVITY SIGN UPGRADE	25
DETAILED PROJECT SHEET	MAIN CIP	HARLEM AVE MULTIMODAL BRIDGE	26
DETAILED PROJECT SHEET	MAIN CIP	HAWK SIGNAL	27
DETAILED PROJECT SHEET	MAIN CIP	HISTORIC SIDEWALK REPLACEMENT	28
DETAILED PROJECT SHEET	MAIN CIP	HOME BRIDGE DECK REPLACEMENT	29
DETAILED PROJECT SHEET	MAIN CIP	LAKE STREET	30
DETAILED PROJECT SHEET	MAIN CIP	LANDSCAPE IMPROVEMENTS	31
DETAILED PROJECT SHEET	MAIN CIP	LINCOLN PROPERTIES	32
DETAILED PROJECT SHEET	MAIN CIP	MADISON ST	33-34
DETAILED PROJECT SHEET	MAIN CIP	MARION STREET	35
DETAILED PROJECT SHEET	MAIN CIP	NORTH AVE	36
DETAILED PROJECT SHEET	MAIN CIP	OAK PARK AVENUE	38
DETAILED PROJECT SHEET	MAIN CIP	PAVEMENT PRESERVATION	39
DETAILED PROJECT SHEET	MAIN CIP	PAVER BRICK	40
DETAILED PROJECT SHEET	MAIN CIP	PEDESTRIAN SIGNALS	41
DETAILED PROJECT SHEET	MAIN CIP	PARKWAY TREE REPLACEMENT	42
DETAILED PROJECT SHEET	MAIN CIP	RESURFACING STREETS/LOTS VARIOUS	43
DETAILED PROJECT SHEET	MAIN CIP	SIDEWALK REPLACEMENT	44
DETAILED PROJECT SHEET	MAIN CIP	SOUTH BLVD STREETScape	45
DETAILED PROJECT SHEET	MAIN CIP	STREET FURNITURE	46
DETAILED PROJECT SHEET	MAIN CIP	STREET LIGHTING	47
DETAILED PROJECT SHEET	MAIN CIP	THERMOPLASTIC STRIPING	48
DETAILED PROJECT SHEET	MAIN CIP	TRAFFIC CALMING IMPROVEMENTS	49
DETAILED PROJECT SHEET	MAIN CIP	TRAFFIC SIGNAL CONTROLLER	50
DETAILED PROJECT SHEET	MAIN CIP	VIADUCT LIGHTING	51

Village of Oak Park			
Fiscal Year 2021-2025 Recommended Capital Improvement Plan			
Table of Contents & Project Index			
		Project	
	<u>Fund</u>	<u>Description</u>	<u>Page/s</u>
DETAILED PROJECT SHEET	MAIN CIP	VILLAGE HALL PARKING LOT	52
DETAILED PROJECT SHEET	MAIN CIP	WASHINGTON BLVD.	53
DETAILED PROJECT SHEET	MAIN CIP	WASHINGTON SIGNAL IMPROVE	54
DETAILED PROJECT SHEET	MAIN CIP	WAYFINDING SIGNAGE	55
DETAILED PROJECT SHEET	MAIN CIP	2011 ROOSEVELT STRETSCAPE	56
DETAILED PROJECT SHEET	MAIN CIP	HARLEM AVE BRIDGE STUDY	56
DETAILED PROJECT SHEET	MAIN CIP	2012 MARION STREET VIADUCT	56
DETAILED PROJECT SHEET	MAIN CIP	2014 RIDGELAND AVE RESURFACING	56
DETAILED PROJECT SHEET	MAIN CIP	IDOT TRAFFIC SIGNAL UPGRADES	56
DETAILED PROJECT SHEET	MAD TIF	MADISON ST RESURFACING	58
DETAILED PROJECT SHEET	MAD TIF	MADISON ST. REDEVELOP AND STREETScape	59
DETAILED PROJECT SHEET	MAD TIF	LEXINGTON DEVELOPMENT	60
DETAILED PROJECT SHEET	CDBG	ALLEY IMPROVEMENTS	62
DETAILED PROJECT SHEET	CDBG	RESURFACING VARIOUS STREETS/LOTS	63
DETAILED PROJECT SHEET	CDBG	SIDEWALK REPLACEMENT	64
DETAILED PROJECT SHEET	CDBG	LEAD WATER SERVICE REPLACEMENT	65
SUSTAINABILITY FUND FINANCIAL SUMMARY	SUSTAIN	N/A	66
DETAILED PROJECT SHEET	SUSTAIN	ON SITE SOLAR	68
DETAILED PROJECT SHEET	SUSTAIN	SLOW STREETS PILOT	69
DETAILED PROJECT SHEET	SUSTAIN	SUSTAINABILITY VOP INFRASTRUCTURE	70
DETAILED PROJECT SHEET	SUSTAIN	STREETLIGHTING REPLACEMENT	71
DETAILED PROJECT SHEET	SUSTAIN	BICYCLE BLVD IMPROVE	72
BUILDING IMP FUND FINANCIAL SUMMARY	BI	N/A	73
DETAILED PROJECT SHEET	BI	FIRE 1 ADMIN ROOF REPAIRS	76
DETAILED PROJECT SHEET	BI	FIRE 1 MEP	77
DETAILED PROJECT SHEET	BI	FIRE 1 OVERHEAD DOOR	78
DETAILED PROJECT SHEET	BI	FIRE 1 RENOVATE WOMEN'S BUNK	79
DETAILED PROJECT SHEET	BI	FIRE 1 REPLACE MEN'S SHOWERS	80
DETAILED PROJECT SHEET	BI	FIRE 1 REPLACE REAR CONCRETE APRON	81
DETAILED PROJECT SHEET	BI	FIRE 1 RESTROOM RENO	82
DETAILED PROJECT SHEET	BI	FIRE 1 WINDOW REPLACEMENT	83
DETAILED PROJECT SHEET	BI	FIRE 2 FOUNDATION REPAIRS	84
DETAILED PROJECT SHEET	BI	FIRE 2 MEP	85
DETAILED PROJECT SHEET	BI	FIRE 2 OVERHEAD DOOR	86
DETAILED PROJECT SHEET	BI	FIRE 2 RE-ASPHALT PARKING LOT	87
DETAILED PROJECT SHEET	BI	FIRE 2 MASONRY REPAIRS	88
DETAILED PROJECT SHEET	BI	FIRE 2 WINDOW REPLACE	89
DETAILED PROJECT SHEET	BI	FIRE 3 EMERGENCY GENERATOR	90
DETAILED PROJECT SHEET	BI	FIRE 3 KITCHEN RENO	91
DETAILED PROJECT SHEET	BI	FIRE 3 MASONRY	92
DETAILED PROJECT SHEET	BI	FIRE 3 MEP	93
DETAILED PROJECT SHEET	BI	FIRE 3 OVERHEAD	94
DETAILED PROJECT SHEET	BI	FIRE 3 RESTROOM/LOCK ROOM	95

Village of Oak Park			
Fiscal Year 2021-2025 Recommended Capital Improvement Plan			
Table of Contents & Project Index			
		Project	
	<u>Fund</u>	<u>Description</u>	<u>Page/s</u>
DETAILED PROJECT SHEET	BI	FIRE 3 ROOF REPAIRS	96
DETAILED PROJECT SHEET	BI	ENTRANCE DOOR REPLACEMENT	97
DETAILED PROJECT SHEET	BI	TRANSIT STATION IMPROVEMENTS	98
DETAILED PROJECT SHEET	BI	FACILITY UPGRADES	99
DETAILED PROJECT SHEET	BI	POLICE STATION REPLACEMENT	100
DETAILED PROJECT SHEET	BI	POLICE FIRING RANGE	100
DETAILED PROJECT SHEET	BI	PWD AIR SUPPLY LOWER LEVEL SHOPS	101
DETAILED PROJECT SHEET	BI	PWC BUILDING AUTOMATION SYSTEM (BAS)	102
DETAILED PROJECT SHEET	BI	PWC CISTERN INSTALLATION	103
DETAILED PROJECT SHEET	BI	PWC CNG STATION	104
DETAILED PROJECT SHEET	BI	PWC EMERGENCY POWER PANEL	105
DETAILED PROJECT SHEET	BI	PWC EXTERIOR WOOD	106
DETAILED PROJECT SHEET	BI	PWC FLOOR SEALING	107
DETAILED PROJECT SHEET	BI	PWC FUEL MANAGEMENT SYSTEM	108
DETAILED PROJECT SHEET	BI	PWC FUEL STATION LIGHTING	109
DETAILED PROJECT SHEET	BI	PWC GREEN ROOF UPGRADES	110
DETAILED PROJECT SHEET	BI	PWCHVAC	111
DETAILED PROJECT SHEET	BI	PWC LOCKER ROOM	112
DETAILED PROJECT SHEET	BI	PWC MEP	113
DETAILED PROJECT SHEET	BI	PWC OVERHEAD DOORS FLEET	114
DETAILED PROJECT SHEET	BI	PWC METAL OVERHEAD DOORS	115
DETAILED PROJECT SHEET	BI	PWC OFF SITE SALT STORAGE	116
DETAILED PROJECT SHEET	BI	PWC PAINTING	117
DETAILED PROJECT SHEET	BI	PWC RAIN GARDEN	118
DETAILED PROJECT SHEET	BI	PWC TRUCK RAMP LIFT	119
DETAILED PROJECT SHEET	BI	PWC UST ACCESS PORTS	120
DETAILED PROJECT SHEET	BI	PWC MONITORING SYSTEM	121
DETAILED PROJECT SHEET	BI	PWC UTILITY PIPING	122
DETAILED PROJECT SHEET	BI	PWC RECORD STORAGE	123
DETAILED PROJECT SHEET	BI	PW WASH BAY	124
DETAILED PROJECT SHEET	BI	PWC WHITE ROOF REPAIR	125
DETAILED PROJECT SHEET	BI	PROPERTY CONDITION ASSESSMENTS	126
DETAILED PROJECT SHEET	BI	VH ADA LIFT CHAIR	127
DETAILED PROJECT SHEET	BI	VH COUNCIL CHAMBERS RAILINGS	128
DETAILED PROJECT SHEET	BI	VH COURTYARD PAVER BRICKS	129
DETAILED PROJECT SHEET	BI	VH COURTYARD WINDOW REPLACE	130
DETAILED PROJECT SHEET	BI	VH EMERGENCY GENERATOR	131
DETAILED PROJECT SHEET	BI	VH FRONT GATE REPLACEMENT	132
DETAILED PROJECT SHEET	BI	VH FURNITURE/WORKSTATIONS	133
DETAILED PROJECT SHEET	BI	VH GEOTHERMAL VAULT	134
DETAILED PROJECT SHEET	BI	VH INTERIOR SIGNAGE	135
DETAILED PROJECT SHEET	BI	VH LOMBARD SIDE DOOR REPLACEMENT	136
DETAILED PROJECT SHEET	BI	VH MASONRY REPAIRS	137
DETAILED PROJECT SHEET	BI	VH MEP	138
DETAILED PROJECT SHEET	BI	VH NEW ENTRANCEWAY	139
DETAILED PROJECT SHEET	BI	VH PNEUMATIC CONTROL REPLACEMENT	140
DETAILED PROJECT SHEET	BI	VH ROOF REPAIRS	141

Village of Oak Park			
Fiscal Year 2021-2025 Recommended Capital Improvement Plan			
Table of Contents & Project Index			
		Project	
	<u>Fund</u>	<u>Description</u>	<u>Page/s</u>
DETAILED PROJECT SHEET	BI	VH WATER PIPE REPLACEMENT	142
DETAILED PROJECT SHEET	BI	VH WEST FAN ROOM SUMP PUMP	143
DETAILED PROJECT SHEET	MAD TIF	BUILDING DEMO 700 MADISON	145
DETAILED PROJECT SHEET	MAD TIF	BUILDING DEMO 932-946 MADISON	146
DETAILED PROJECT SHEET	MAD TIF	PARKING AND LANDSCAPING	147
FLEET FUND FINANCIAL SUMMARY	FLEET	N/A	148
DETAILED PROJECT SHEET	FLEET	VEHICLES ADMIN	150
DETAILED PROJECT SHEET	FLEET	VEHICLES FIRE	151
DETAILED PROJECT SHEET	FLEET	VEHICLES PARKING ENFORCEMENT	152
DETAILED PROJECT SHEET	FLEET	VEHICLES POLICE	153
DETAILED PROJECT SHEET	FLEET	VEHICLES PUBLIC WORKS	154
EQUIPMENT REPLACE FINANCIAL SUMMARY	ER	N/A	155
DETAILED PROJECT SHEET	ER	CUSTOMER SERVICE REQUEST SOFTWARE	157
DETAILED PROJECT SHEET	ER	EMS CARDIAC MONITORS	158
DETAILED PROJECT SHEET	ER	MOBILE TECH UPGRADE	159
DETAILED PROJECT SHEET	ER	SCBA AMBULANCE POWERLOAD LIFT	160
DETAILED PROJECT SHEET	ER	RESCUE EXTRICATION	161
DETAILED PROJECT SHEET	ER	TRAFFIC CONTROL PREEMPTION	162
DETAILED PROJECT SHEET	ER	FIBER INFRASTRUCTURE	163
DETAILED PROJECT SHEET	ER	PC AND LAPTOP REPLACEMENT	164
DETAILED PROJECT SHEET	ER	PRINTER REPLACEMENT	165
DETAILED PROJECT SHEET	ER	SERVER INSTALLATION	166
DETAILED PROJECT SHEET	ER	POLICE MOBILE TECH	167
DETAILED PROJECT SHEET	ER	PARKING TECH	168
DETAILED PROJECT SHEET	ER	BODY CAMS	169
PARKING FUND FINANCIAL SUMMARY	PARKING	N/A	171
DETAILED PROJECT SHEET	PARKING	BIKE SHARE PROGRAM	173
DETAILED PROJECT SHEET	PARKING	ELECTRIC CHARGING STATIONS	174
DETAILED PROJECT SHEET	PARKING	FIBER INFRASTRUCTURE	175
DETAILED PROJECT SHEET	PARKING	MAINTENANCE AND REPAIRS	176
DETAILED PROJECT SHEET	PARKING	LOT RESURFACING/LANDSCAPING	177
DETAILED PROJECT SHEET	PARKING	ON STREET PAY STATIONS	178
DETAILED PROJECT SHEET	PARKING	ON STREET REGULATION SIGNS	179
DETAILED PROJECT SHEET	PARKING	PARKING WAYFINDING	180
DETAILED PROJECT SHEET	PARKING	RESURFACING LOTS	181
DETAILED PROJECT SHEET	PARKING	REVENUE CONTROL SYSTEM	182
DETAILED PROJECT SHEET	PARKING	PARKING MAINTENANCE VEHICLES	183
DETAILED PROJECT SHEET	PARKING	EMERGENCY GENERATORS PARKING STRUCTURES	184
DETAILED PROJECT SHEET	PARKING	VILLAGE HALL PARKING LOT	185
WATER/SEWER FUND FINANCIAL SUMMARY	WATER	N/A	186
DETAILED PROJECT SHEET	WATER	ADVANCED METERING	188
DETAILED PROJECT SHEET	WATER	AUSTIN BLVD	189

Village of Oak Park			
Fiscal Year 2021-2025 Recommended Capital Improvement Plan			
Table of Contents & Project Index			
		Project	
	<u>Fund</u>	<u>Description</u>	<u>Page/s</u>
DETAILED PROJECT SHEET	WATER	CENTRAL PUMPING STATION	190
DETAILED PROJECT SHEET	WATER	CENTRAL RESERVOIR AIR GAP	191
DETAILED PROJECT SHEET	WATER	DIVISION STREET RESURFACING	192
DETAILED PROJECT SHEET	WATER	FIBER INFRASTRUCTURE	193
DETAILED PROJECT SHEET	WATER	FLOOD MITIGATION IMPROVEMENTS	194-196
DETAILED PROJECT SHEET	WATER	INTERCONNECTION REMOVALS	197
DETAILED PROJECT SHEET	WATER	LAKE STREET	198
DETAILED PROJECT SHEET	WATER	LEAD WATER SERVICE REPLACEMENT	199-200
DETAILED PROJECT SHEET	WATER	MADISON REDEVELOPMENT	201
DETAILED PROJECT SHEET	WATER	MANHOLE CATCH BASIS REHAB	202
DETAILED PROJECT SHEET	WATER	NORTH/SOUTH PUMPING STATION	203
DETAILED PROJECT SHEET	WATER	NORTH MARION	204
DETAILED PROJECT SHEET	WATER	OAK PARK STREETScape	205
DETAILED PROJECT SHEET	WATER	PERMANENT GENERATORS	206
DETAILED PROJECT SHEET	WATER	PUMP STATIONS ENERGY STUDY	207
DETAILED PROJECT SHEET	WATER	RAIN READY GRANT PROGRAM	208
DETAILED PROJECT SHEET	WATER	REPLACEMENT CENTRAL PUMP VALVES	209
DETAILED PROJECT SHEET	WATER	SECURITY IMPROVEMENTS PUMP STATIONS	210
DETAILED PROJECT SHEET	WATER	SEWER BACKUP PROTECTION	211
DETAILED PROJECT SHEET	WATER	SOUTH STATION ROOF	212
DETAILED PROJECT SHEET	WATER	DIVISION EQUIPMENT	213
DETAILED PROJECT SHEET	WATER	MAIN IMPROVEMENTS	214-217
DETAILED PROJECT SHEET	WATER	VEHICLE REPLACEMENT	218
DETAILED PROJECT SHEET	WATER	METER REPLACEMENT	219
DETAILED PROJECT SHEET	WATER	VALVE REPLACEMENT	220-221

Village of Oak Park 2021-2025 Recommended CIP Executive Summary									
	Actual 2018	Actual 2019	Year End Estimate 2020	Recommended Budget 2021	Forecast 2022	Forecast 2023	Forecast 2024	Forecast 2025	Total Five 2021-2025
Beginning Fund Balance in Capital Funds (Note 6)	9,425,641	4,681,410	1,867,770	3,843,161	94,699	(43,092,766)	(56,550,786)	(72,558,969)	
CIP Revenue Sources									
Building Improvement Fund Bond Anticipation Note	-	-	-	1,550,000					
Building Improvement Fund Grants	-	-	470,000	20,000	-	-	-	-	20,000
Building Improvement Fund Interfund Transfer In		192,000							
Enterprise Fund Parking User Fees	1,200,672	976,922	1,103,177	410,000	1,356,100	1,240,000	1,125,000	825,000	4,956,100
Enterprise Fund Water User Fees	2,143,838	2,210,993	5,214,598	11,756,000	6,296,000	9,541,000	9,584,000	9,795,000	46,972,000
Equipment Replacement Fund Grants	-	-	182,984	-	-	-	-	-	-
Equipment Replacement Fund Interfund Transfer In			1,500,000	620,000					
Fleet Replacement Fund Interfund Transfer In		750,000	320,000	200,000					
Fleet Replacement Fund RICO Transfer In	190,000	229,559	70,876	277,500	-	-	-	-	277,500
Madison St. TIF Increment/Reserves (FY20)	841,141	10,073,859	3,296,460	695,000	2,305,226	-	-	-	3,000,226
Main Capital Fund Bond Issuances	-	-	10,625,000	-	-	-	-	-	-
Main Capital Fund Dedicated Non-Bond Revenue Sources (Note 3)	3,592,495	3,361,164	2,350,000	3,050,000	3,141,500	3,235,745	3,332,817	3,432,802	16,192,864
Main Capital Fund Grants	42,016	121,697	493,158	2,416,020	-	-	-	-	2,416,020
Main Capital Fund Interfund Transfers- Non CIP Funds (i.e. MFT)	1,836,000	2,400,000	2,155,000	-	-	-	-	-	-
Main Capital Fund Other Sources	28,214	139,747	467,000	116,000	-	-	-	-	116,000
Sustainability Fund Dedicated Revenues	-	97,555	185,000	535,000	225,000	225,000	50,000	50,000	1,085,000
Total Revenues	9,874,376	20,553,496	28,433,253	21,645,520	13,323,826	14,241,745	14,091,817	14,102,802	75,035,710
Expenditures by CIP Fund									
Building Improvement Fund (Subfund of Main CIP)	260,647	229,770	573,306	1,595,000	32,020,000	1,530,765	1,370,000	1,128,500	37,644,265
Equipment Replacement Fund Interfund Transfers Out	-	700,000	-	-	-	-	-	-	-
Equipment Replacement Fund (Subfund of Main CIP)	327,761	667,427	2,278,161	388,646	485,000	475,000	401,000	401,000	2,150,646
Fleet Replacement Fund (Subfund of Main CIP) (Note 2)	1,381,712	935,419	1,021,836	745,358	1,785,000	2,093,000	1,959,000	2,126,000	8,708,358
Madison St. TIF Fund	841,141	10,073,859	3,296,460	695,000	2,305,226	-	-	-	3,000,226
Main Capital Fund (Note 1)	8,462,835	6,533,190	10,975,324	8,448,978	12,038,965	12,595,000	15,611,000	8,705,000	57,398,943
Main Capital Fund Interfund Transfer Out	-	942,000	1,820,000	820,000					
Parking Fund (Note 5)	1,200,672	976,922	1,103,177	410,000	1,356,100	1,240,000	1,125,000	825,000	4,956,100
Sustainability Fund (Note 5)	-	97,555	185,000	535,000	225,000	225,000	50,000	50,000	1,085,000
Water Fund (Note 5)	2,143,838	2,210,993	5,214,598	11,756,000	6,296,000	9,541,000	9,584,000	9,795,000	46,972,000
Total Expenditures	14,618,606	23,367,135	26,467,862	25,393,982	56,511,291	27,699,765	30,100,000	23,030,500	162,735,538
Net Surplus/(Deficiency)	(4,744,230)	(2,813,639)	1,965,391	(3,748,462)	(43,187,465)	(13,458,020)	(16,008,183)	(8,927,698)	(87,699,828)
Ending Fund Balance (Note 6)	4,681,411	1,867,771	3,833,161	94,699	(43,092,766)	(56,550,786)	(72,558,969)	(81,486,667)	

Notes:

- Starting with FY2020, \$1,200,000 was included in the Main CIP Fund which covers Personal Services/Benefits, Materials & Supplies, and Contractual Services. This amount was increased an additional 3% each year through FY2024
- Expenditures include bank installment loan payments
- Includes home rule sales tax, telecommunications tax, and local gasoline tax. Assumes a 3% increase each year after FY2020
- Includes Main CIP, Building Improvements, Equipment Replacement, and Fleet Replacement Funds
- Expenses shown for Enterprise and Sustainability Funds includes capital only
- Fund Balances include only the Main Capital, Building Improvement, Equipment Replacement, and Fleet Replacement Funds.

Ending Fund Balance Main Capital	1,485,897	33,314	3,328,148	(358,810)
Ending Fund Balance Building Improvement	553,883	516,113	422,807	397,807
Ending Fund Balance Fleet Replacement	898,626	942,766	311,806	43,948
Ending Fund Balance Equipment Replacement	1,743,004	375,577	(219,600)	11,754
	4,681,410	1,867,770	3,843,161	94,699

CAPITAL IMPROVEMENT PLAN TIMELINE

The review of the Proposed Capital Improvement Plan is as follows:

<u>Description</u>	<u>Meeting Date</u>	<u>Discussion Focus</u>
Village Board Meeting	10/05/20	Presentation of Draft FY 2021-2025 CIP
Village Board Meeting	10/12/20	First Review of Draft FY 2021-2025 CIP

INTRODUCTION

The Capital Improvement Plan is a process by which the Village summarizes its multi-year plan for major capital expenditures. It provides an ongoing framework for identifying capital requirements and future financial impacts, the scheduling of projects over an extended period of time and strategizing for the most efficient completion of projects.

Generally, CIP includes improvements that are relatively expensive, non-routine in nature (excluding street and alley resurfacing) and have a useful life which often extends over several years. Such projects include but are not limited to new buildings, additions or renovations to existing facilities, construction of streets, water mains, sewer improvements, land acquisitions and major equipment purchases.

Due to the nature and total costs often identified for these types of projects, various funding sources are typically required such as operating revenues (in the form of an inter-fund transfer into CIP) or draw down of reserves, bank loans, general obligation bond issuances and grant proceeds.

Recommended capital projects are presented by both the type of improvement as well as the Fund responsible for managing and paying for the project. A CIP project is first categorized into one of the following types:

- Building Improvements #3012
- Fleet Replacement #3032
- Equipment Replacement #3029
- Main CIP (All Other) #3095

Each of the above CIP categories has a separate budget/Fund associated with it to track the costs. However, if the CIP project or purchase can be classified as a TIF eligible expense or related to one of the Village's Enterprise Funds (Water or Parking), such expenditure is budgeted within that specific Fund rather than one of the CIP Funds noted above.

While CIP budget documents provide both historical expenditures and an extended budget through fiscal year 2025, only the budget for fiscal year 2021 may be legally adopted for appropriation. Outer or extended years are shown for strategic and informational purposes only. In addition, in cases when a CIP project extends more than one year, amounts must be re-appropriated for future years rather than carried forward.

OVERVIEW

The Department of Public Works is responsible for the oversight and management of three Capital Funds including the Capital Improvement Fund, Building Improvement Fund and Fleet Replacement Fund. These funds support equipment and projects that have an extended life. Streets, sidewalks, HVAC systems and vehicles are typical expenditures from these funds. The Capital Improvement Fund also includes expenditures for personnel salaries and benefits that support the Funds' programs and projects. The Capital Improvement Fund includes expenditures to the other capital funds through inter-fund transfers.

The Finance and Information Technology Departments are primarily responsible for the oversight and management of the Equipment Replacement Fund, which tracks expenses related to major technical equipment purchases for Village departments.

Capital projects are typically any costs that are capitalized according to the Village's fixed asset policy. In certain circumstances, a project or purchase may be included within the CIP even if it does not meet the capitalization threshold if it is determined that special attention and focus should be provided to the project or purchase.

Capital projects include costs in six main categories which include:

- Certain Professional Services
- Land or Building Acquisitions
- Infrastructure Improvements
- Building Improvements
- Machinery and Equipment
- Other/Miscellaneous

Each project is rated in terms of priority according to the following scale:

A

Essential and immediate need

B

Essential, but may be delayed

C

Optional but beneficial to the Village through increased productivity, safety, etc.

D

Optional but beneficial to the Village in social, cultural or aesthetic ways

F

Future project, no 2021 expenditures

N/A

Project complete, no 2021 or future expenditures

MAIN CAPITAL IMPROVEMENT FUND

Fund Summary

The Capital Improvement Fund generates revenue through a dedicated 1% sales tax, a six cent per gallon gasoline tax as well as through the state distribution of IMF Telecommunications Taxes. The fund's most notable expenses are the repair and replacement of local streets, alleys and sidewalks. It also funds the other capital funds through inter-fund transfers.

Although the current focus is on the actual infrastructure improvements, it is not possible to have a valid conversation about the fund's ability to pay for the costs of projects without also discussing the other expenses of the fund.

Below is a revenue and expense table that illustrates the overall fund finances. However, the operating budget portion, excluding capital expenditures, is currently under review and will come before the Finance Committee and Village Board as a part of the operating budget recommendation.

	2018	2019	2020	Amended 2020	2020	2021
	<u>Actual</u>	<u>Actual</u>	<u>Budget</u>	<u>Budgeted</u>	<u>Y/E Estimate</u>	<u>Budget</u>
Infrastructure Maintenance Fee	198,418	168,847	200,000	200,000	200,000	200,000
Investment Income	9,430	37,170	11,000	11,000	5,000	2,000
Local Gasoline Tax	768,065	684,943	770,000	400,000	400,000	600,000
Home Rule Sales Tax	2,626,012	2,507,374	2,750,000	1,250,000	1,750,000	2,250,000
Cannabis Tax	-	-	200,000	100,000	100,000	100,000
Ride Share Tax	-	-	250,000	-	-	-
Interfund Transfers In- General Fund	1,836,000	1,700,000	1,930,000	1,430,000	1,430,000	-
Interfund Transfers In- Other Funds	-	700,000	725,000	725,000	725,000	-
Bond Proceeds	-	-	16,500,000	9,900,000	10,625,000	-
Grants	42,016	121,697	2,900,000	433,000	493,158	2,416,020
Miscellaneous Revenue (Pace Ad Shelter Rev., Alley Improvement Albion, Tree Removal Rev. and others)	17,329	102,577	13,000	362,000	362,000	14,000
50/50 Sidewalk Repair Program	1,455	-	-	-	-	-
Total Revenue	<u>5,498,725</u>	<u>6,022,608</u>	<u>26,249,000</u>	<u>14,811,000</u>	<u>16,090,158</u>	<u>5,582,020</u>
Personal Services	435,089	496,752	593,416	517,123	506,123	407,187
Fringe Benefits	148,505	132,427	166,820	147,062	147,062	108,438
Materials & Supplies	41,147	45,694	150,517	36,483	35,483	36,820
Contractual Services	145,769	187,125	175,000	264,686	264,686	76,500
Capital Outlay	7,692,325	5,671,192	18,736,740	11,276,789	10,021,970	7,820,033
Transfers Out	2,564,210	942,000	6,495,000	2,545,000	1,820,000	820,000
Total Expenditures	<u>11,027,045</u>	<u>7,475,190</u>	<u>26,317,493</u>	<u>14,787,143</u>	<u>12,795,324</u>	<u>9,268,978</u>
Net Surplus (Deficit) Excluding Bond Proceed Revenue	<u>(5,528,320)</u>	<u>(1,452,582)</u>	<u>(68,493)</u>	<u>23,857</u>	<u>3,294,834</u>	<u>(3,686,958)</u>
Beginning Audited Fund Balance 1/1/20					33,314	
2020 Projected Surplus (Deficit)					<u>3,294,834</u>	
Ending Projected Fund Balance 12/31/20					<u>3,328,148</u>	
Estimated Fund Balance 1/1/21						3,328,148
2021 Budgeted Surplus (Deficit)						<u>(3,686,958)</u>
Ending Estimated Fund Balance 12/31/21						<u>(358,810)</u>

<div>Village of Oak Park</div> <div>Main Capital Improvement Plan - Summary</div> <div>2021 - 2025</div>															
Capital Improvement Fund (3095)						Actuals		Budget	Amended Budget	Year End Estimate	Recommended Budget				
Project (*Indicates New Project for 2021)	Fund	Dept	Prgm	Account	Priority Code	FY 2018	FY 2019	FY 2020	FY 2020	FY 2020	FY2021	FY 2022	FY 2023	FY 2024	FY 2025
Albion Development	3095	43780	101	570955	A	-		315,000	56,736	56,736	550,000	-	-	-	-
Alley Patching	3095	43780	101	570951	A	-	50,000	50,000			-	50,000	50,000	50,000	50,000
Alley Replacements	3095	43780	101	570964	A	2,804,166	1,784,941	1,123,050	52,447	53,880	-	1,330,000	2,025,000	2,025,000	2,025,000
Augusta Street Traffic Calming*	3095	43780	101	570955	C	-		50,000	-		-	50,000	-	-	-
Austin Blvd. Resurfacing- Surveying	3095	43780	101	570706	A	50,000					-	100,000	75,000	-	-
Austin Blvd. Resurfacing- Environmental	3095	43780	101	530667	A	-		-			-	25,000	-	-	-
Austin Blvd. Resurfacing- Construction	3095	43780	101	570951	A			480,000	730,000	730,000	-	-	-	446,000	-
Bicycle Boulevard Improvements	3095	43780	101	570967	D	-		200,000	35,000	35,000	-	200,000	-	-	-
Bicycle Parking Facilities	3095	43780	101	570967	N/A	-		-			-	-	-	-	-
Bicycle Racks	3095	43780	101	570962	D	-	3,478	5,000			-	5,000	-	5,000	-
Brick Street and Sidewalk Repairs	3095	43780	101	570951	A	-		20,000	20,000		60,000	20,000	25,000	25,000	25,000
Bridge Repairs	3095	43780	101	570951	N/A	178,571	510,167	-	381,611	381,612	10,000	10,000	35,000	10,000	35,000
Bridge Repairs Advanced Design	3095	43780	101	570706	N/A	50,069	120,528	-	51,147	51,147	-	-	-	-	-
Building Demo- 932-970 Madison St	3095	41020	101	530667	N/A	-		-			-	-	-	-	-
Cap the Ike	3095	43780	101	570706	D	-		1,314,946			1,314,946	75,000	75,000	4,000,000	-
Chicago Ave. Streetscaping & Resurfacing- Engineering	3095	43780	101	570706	N/A	-		-	-		-	-	-	-	-
Chicago Ave. Streetscaping & Resurfacing- Construction	3095	43780	101	570951	N/A	-	3,162	-	142,602		142,602	-	-	-	-
Chicago Ave. Streetscaping & Resurfacing- Streetscape	3095	43780	101	570959	N/A	-		-	57,649		57,649	-	-	-	-
Cul-De-Sac Modifications*	3095	43780	101	570951	F	-		-			-	25,000	25,000	25,000	25,000
District House Site	3095	43780	101	570959	N/A	24,835	10,046	-			-	-	-	-	-
Division Street Resurfacing	3095	43780	101	570951	B	-	40,000	-			-	375,000	3,418,965	-	-
Eisenhower Expressway (I-290) Reconstruction	3095	43780	101	510501	F	-		-			-	-	-	-	100,000
FHWA Reflectivity Sign Upgrade	3095	43780	101	560634	B	-	4,954	5,000			-	-	-	-	-
Harlem Avenue Multimodal Bridge Project*	3095	43780	101	570971	F	-		-			-	-	-	-	100,000
HAWK Signal Installation	3095	43780	101	570967	N/A	3,636		-			-	-	-	-	-
Historic Sidewalk Replacement Program	3095	43780	101	570953	F	-		-			-	50,000	50,000	50,000	50,000
Home Ave. Bridge Deck Replacement- Construction	3095	43780	101	570951	A			-			-	-	-	5,600,000	2,875,000
Home Ave. Bridge Deck Replacement- Engineering	3095	43780	101	570706	A			800,000			500,000	300,000	1,000,000	-	-
Lake Street Streetscaping & Resurfacing	3095	43780	101	530667	A	54,947	106,885	24,400	27,757	9,002					
Lake Street Streetscaping & Resurfacing	3095	43780	101	570706	A	602,726	511,923	1,510,726	1,544,296	1,544,296	75,000				
Lake Street Streetscaping & Resurfacing	3095	43780	101	570951	A	-	-	1,992,645	1,992,645	1,992,645	-	-	-	-	-
Lake Street Streetscaping & Resurfacing	3095	43780	101	570959	A	8,424	402,322	7,162,022	4,394,231	3,391,297	3,057,783	1,500,000			
Landscape Improvements	3095	43780	101	570963	B	42,257	27,643	50,000			-	50,000	50,000	50,000	50,000
Lincoln Properties Development (South/Harlem)	3095	43780	101	570964	N/A	106,626	16,640	-			-	-	-	-	-
Madison St. Corridor Traffic Calming (Jackson & Washington	3095	43780	101	570706	A	27,721	4,706	20,000	52,913	-	52,913	40,000	30,000	40,000	-
Madison St. Corridor Traffic Calming (Jackson & Washington	3095	43780	101	570955	A	-		400,000			-	400,000	300,000	400,000	-
Madison St. Redevelopment and Streetscaping	3095	43780	101	570959	A	-		-		-	-	1,751,279	-	-	-
Madison St. Redevelopment and Streetscaping	3095	43780	101	570706	A	-		-		11,431	-	-	-	-	-
Marion Street Crosswalk Replacement	3095	43780	101	570953	A	-	24,134	-			25,000	-	-	-	25,000
Marion Street Crosswalk Replacement	3095	43780	101	570959	F	-		-			-	-	-	-	-
North Avenue Streetscape- Design*	3095	43780	101	570706	D	-		50,000			50,000	300,000	150,000	-	-
North Avenue Streetscape- SMART corridor local share	3095	43780	101	570966	D							-	60,000		
North Avenue Streetscape- Construction*	3095	43780	101	570959	D	-		-			-	-	-	3,500,000	-
North Marion Street Streetscaping- Design	3095	43780	101	570706	D	-		-			-	-	-	-	-
North Marion Street Streetscaping- Construction	3095	43780	101	570959	F	-					-	-	850,000	-	-
Oak Park Ave. Streetscaping & Resurfacing- Design	3095	43780	101	570706	A	-	58,274	625,037	716,763	716,763	-	-	-	-	-
Oak Park Ave. Streetscaping Phase II Design	3095	43780	101	570706	A	-		385,000			-	385,000	-	-	-
Oak Park Ave. Streetscaping Construction Management	3095	43780	101	570706	A						370,000	-	350,000		
Oak Park Ave. Streetscaping & Resurfacing- Resurfacing	3095	43780	101	570951	A	-		-			382,458	-	-	-	-
Oak Park Ave. Streetscaping & Resurfacing- Streetscape	3095	43780	101	570959	A	-		-			-	-	3,100,000	-	-

Village of Oak Park
Main Capital Improvement Plan - Summary
2021 - 2025

Capital Improvement Fund (3095)						Actuals	Budget	Amended Budget	Year End Estimate	Recommended Budget					
Project (*Indicates New Project for 2021)	Fund	Dept	Prgm	Account	Priority Code	FY 2018	FY 2019	FY 2020	FY 2020	FY 2020	FY2021	FY 2022	FY 2023	FY 2024	FY 2025
Oak Park Ave. Viaduct Lighting	3095	43780	101	570954	N/A	-		-			-	-	-	-	-
Pavement Preservation Treatments	3095	43780	101	570977	A	-	353,883	450,000	450,000	450,000	150,000	450,000	450,000	450,000	450,000
Pavement Preservation Treatments- Microsurfacing	3095	43780	101	570974	A	251,480		-			-	-	-	-	-
Pavement Preservation Treatments- Patching	3095	43780	101	570951	A	150,000		50,000	25,000	25,000	-	-	-	-	-
Paver brick and tree pit/in-ground planter maint.	3095	43780	101	570959	A	-		25,000	25,000	25,000	-	25,000	25,000	25,000	25,000
Pedestrian Signal Upgrades	3095	43780	101	570971	N/A	-	152,121	-		1,826	-	-	-	-	-
Replacement of Parkway Trees	3095	43780	101	570957	B	143,496	200,294	175,000	95,000	95,000	100,000	200,000	200,000	200,000	200,000
Resurfacing of Various Streets & Parking Lots	3095	43780	101	570706	A	29,000	19,150	40,000	-	-	50,000	165,000	240,000	240,000	240,000
Resurfacing of Various Streets & Parking Lots	3095	43780	101	570951	A	2,212,290	1,115,007	1,000,000	380,657	380,657	50,000	1,000,000	2,000,000	2,000,000	2,000,000
Resurfacing of Various Streets & Parking Lots	3095	43780	101	570971	A						-				
Resurfacing of Various Streets & Parking Lots	3095	43780	101	570959	A	-		-			-	-	-	-	-
Sidewalk Replacement	3095	43780	101	570953	A	25,409	34,138	50,000	25,000	25,000	25,000	25,000	50,000	50,000	50,000
South Blvd Streetscape (Harlem to Marion)	3095	43780	101	570706	N/A	111,690	5,212	-			-	-	-	-	-
South Blvd Streetscape (Harlem to Marion)	3095	43780	101	570959	A	101,029	172,657	481,314			680,000	-	-	-	-
Street Furniture Replacement	3095	43780	101	570958	D	-		15,000			-	15,000	15,000	15,000	15,000
Street Lighting Rehab/Energy Efficient Lighting	3095	43780	101	570954	A	30,155	44,449	50,000			-	50,000	50,000	50,000	50,000
Thermoplastic Striping	3095	43780	101	570951	N/A	-	35,647	-			50,000	-	50,000	-	50,000
Traffic Calming Improvements	3095	43780	101	570955	C	13,004	14,190	47,000	15,000	2,500	10,000	10,000	20,000	50,000	20,000
Traffic Signal Controller Replacement	3095	43780	101	570971	A	27,700	42,192	45,000	25,000	16,790	20,000	45,000	45,000	45,000	45,000
Viaduct Lighting	3095	43780	101	570954	A		6,350	-	15,399	15,390	-	-	-	-	-
Village Hall Parking Lot and Landscaping Improvements	3095	43780	101	530667	N/A	-	27,229	-			-	-	-	-	-
Washington Blvd. Resurfacing	3095	43780	101	570951	F	-		-			-	-	1,000,000	-	-
Washington Signal Improvements	3095	43780	101	570971	N/A	3,355		-			-	-	-	-	-
Washington Signal Improvements	3095	43780	802	570971	N/A	22,584		-			-	-	-	-	-
Wayfinding Signage Fabrication & Installation	3095	43780	101	570959	A			-			-	65,000	250,000	200,000	200,000
2009 East Avenue Bridge Approach Engineering	3095	43780	101	570706	A	-		-			-	-	-	-	
2011 Roosevelt Road Streetscape	3095	43780	101	570959	A	491,631		-			-	-	-	-	
Harlem Avenue Bridge Study, Phase I	3095	43780	101	570706	A	-		-	2,223		2,223	-	-		
2012 Marion Street and Ridgeland Avenue Viaducts	3095	43780	101	570972	A	31,071		-			-	-	-	-	
2014 Ridgeland Avenue Resurfacing	3095	43780	101	570951	A	19,349		-			-	-	-	-	
IDOT Traffic Signal Upgrades	3095	43780	101	570966	A	-		-	29,459		29,459	-	-	-	
						7,617,221	5,902,322	19,011,140	11,343,535	10,030,972	7,815,033	9,091,279	16,063,965	19,551,000	8,705,000

Priority Scale

A= Essential and Immediate Need

B= Essential, but may be delayed

C= Optional but beneficial to the Village through increased productivity, safety, etc.

D= Optional but beneficial to the Village in social, cultural or aesthetic ways

F= Future project, no 2020 expenditures

N/A= Project Complete, no 2020 or future expenditures

**Village of Oak Park
Capital Improvement Fund Project Sheet
2021 - 2025**

Project: **Albion Development**

Priority Code: **A**

Category: **Infrastructure Improvements**



Description:

The Albion Development contributed \$340,000 in funds to the Village of Oak Park, the Municipal Arboretum and traffic calming. These funds are planned to be used in the nearby public right-of-way for enhancing the area and calming traffic. The proposed project includes replacing high level street lights with low level pedestrian lights, replacing deteriorated crosswalks, installing brick and limestone columns, installing a new enhanced crosswalk by the alley north of Lake Street on Forest Ave along with a pedestrian activated flashing beacon, adding a landscaped median on Forest near the 19th Century Club, landscaping, and street resurfacing. The scope and design was coordinated with the neighbors.

Justification:

The donated funds will be used in the nearby area to the Albion Development to offset impacts from the development for traffic calming which will incorporate landscaping and public art.

Current Status:

The Village awarded a design contract in the fall of 2019. Construction was deferred until 2021 due to budget reductions associated with COVID. Design will be completed in 2020. The Village received the \$340,000 in revenues in the spring of 2020 from the Albion Development. The project will include the resurfacing of Ontario Street and portions of Forest in the project limits which is in bad condition.

Funding Sources	Account Number	Actuals		Budget	Amended Budget	Year End Estimate	Recommended Budget				
		FY 2018	FY 2019	FY 2020	FY2020	FY 2020	FY2021	FY 2022	FY 2023	FY 2024	FY 2025
Transfer from Debt Service	3095.41300.101.491425	-	-	31,738	-	-	-	-	-	-	-
Main Capital Fund Revenues (Non-Debt)	Various	-	-	-	-	-	550,000	-	-	-	-
Albion Revenue	3095.43700.101.441462	-	-	-	340,000	340,000	-	-	-	-	-
Total:		-	-	31,738	-	340,000	550,000	-	-	-	-
Expenditures											
Design (Phase I-II)	3095.43780.101.570955	-	-	-	56,736	56,736	-	-	-	-	-
Construction management	3095.43780.101.570706	-	-	-	-	-	50,000	-	-	-	-
Construction (street resurfacing)	3095.43780.101.570951	-	-	-	-	-	100,000	-	-	-	-
Construction	3095.43780.101.570955	-	-	315,000	-	-	400,000	-	-	-	-
Total:		-	-	315,000	56,736	56,736	550,000	-	-	-	-

**Village of Oak Park
Capital Improvement Fund Project Sheet
2021 - 2025**

Project: **Alley Improvements**

Priority Code: **A**

Category: **Infrastructure Improvements**



Description:

Reconstruction of alleys in deteriorated condition. Existing alleys are completely removed and replaced with new concrete alleys which have an inverted crown to improve drainage in the alley and backyards. Some alleys require storm drains and sewers due to flat topography. Permeable alleys can be constructed if residents pay for increased cost through an SSA. In 2017 and future years the alley project includes \$50,000 in pavement patching funds to patch alleys which are not scheduled for replacement in the near future. The alley design and replacement by the Lincoln Development is also shown with that project.

Justification:

Alleys provide the primary means of garage and parking access for the majority of residents as well as being used for refuse collection.

Current Status:

The 2020 Alley project was canceled due to budget impacts from COVID-19. The 2020 project was partially funded through a \$475,000 grant from MWRD for green alleys. MWRD agreed to defer construction of the project until 2021. The project will be re-bid in the fall of 2020 for construction in 2021. \$50,000 in alley pavement patching is included in the alley project to patch alleys.

Funding Sources	Account Number	Year End									
		Actuals		Budget	Amended Budget	Estimate	Recommended Budget				
		FY 2018	FY 2019	FY 2020	FY 2020	FY 2020	FY2021	FY 2022	FY 2023	FY 2024	FY 2025
Transfer from Debt Service	3095.41300.101.491425	2,804,166	-	-	52,447	53,880	-	1,380,000	2,075,000	2,075,000	2,075,000
Main Capital Fund Revenues (Non-Debt)	Various		1,834,941	1,173,050	-	-	-	-	-	-	-
CDBG Grant Revenue	2083.46201.101.431400	171,515	285,000	300,000	315,000	15,000	400,000	375,000	375,000	375,000	375,000
Grant Revenue- MWRD	3095.43700.815.440477	-	-	475,000	-	-	-	-	-	-	-
Total:		2,975,681	2,119,941	1,948,050	367,447	68,880	400,000	1,755,000	2,450,000	2,450,000	2,450,000
Expenditures											
Construction (CDBG)	2083.46201.101.583657	171,515	285,000	300,000	315,000	15,000	400,000	375,000	375,000	375,000	375,000
Construction (CIP Alley)	3095.43780.101.570964	2,561,433	1,482,020	913,050	14,971	16,415	-	1,000,000	1,750,000	1,750,000	1,750,000
Construction (Pavement Patching)	3095.43780.101.570951		50,000	50,000	-	-	-	50,000	50,000	50,000	50,000
Construction Management	3095.43780.101.570964	199,931	205,134	100,000	3,476	3,465	-	110,000	150,000	150,000	150,000
Design (Phase I-II)	3095.43780.101.570964	42,802	72,508	110,000	34,000	34,000	-	220,000	125,000	125,000	125,000
Environmental	3095.43780.101.570964	-	11,065	-	-	-	-	-	-	-	-
Geotechnical	3095.43780.101.530667	-	14,214	-	-	-	-	-	-	-	-
Total:		2,975,681	2,119,941	1,473,050	367,447	68,880	400,000	1,755,000	2,450,000	2,450,000	2,450,000

Village of Oak Park
Capital Improvement Fund Project Sheet
2021 - 2025

Project: Augusta Street Traffic Calming

Priority Code: C

Category: Infrastructure Improvements



Description:

Install traffic calming improvements on Augusta Street from Ridgeland Ave to Austin Blvd. such as pedestrian curb bumpouts, and crosswalk and striping improvements in order to slow traffic and improve pedestrian safety.

Justification:

Recently there has been resident concerns about the speed of cars on Augusta Street and pedestrian safety particularly between Ridgeland Avenue and Austin Blvd. Pedestrian curb bumpouts help calm traffic, and reduce the crossing distance for pedestrians.

Current Status:

This is a one year project to address traffic calming on Augusta Street. Work was deferred due to budget reduction associated with COVID. The project would be designed and constructed in 2022.

Funding Sources	Account Number	Year End									
		Actuals		Budget	Amended Budget	Estimate	Recommended Budget				
		FY 2018	FY 2019	FY 2020	FY 2020	FY 2020	FY2021	FY 2022	FY 2023	FY 2024	FY 2025
Transfer from Debt Service	3095.41300.101.491425	-	-	50,000	-	-	-	-	-	-	-
Main Capital Fund Revenues (Non-De	Various							50,000			
Total:		-	-	50,000	-	-	-	50,000	-	-	-
Expenditures											
Construction Misc.	3095.43780.101.570955	-	-	50,000	-	-	-	50,000	-	-	-
Total:		-	-	50,000	-	-	-	50,000	-	-	-

**Village of Oak Park
Capital Improvement Fund Project Sheet
2021 - 2025**

Austin Blvd. Resurfacing

Priority Code: A

Category: Infrastructure Improvements



Description:

This project includes the 2019/2020 resurfacing of Austin Boulevard from Lake Street to North Avenue including the Village's water main project from Lake to Chicago along with the 2024 resurfacing of Austin Blvd. from Roosevelt to Lake including sewer replacement south of I-290. Austin Blvd is jointly owned by the City of Chicago and The Village of Oak Park with the Village owning the west half. The City resurfaced Austin from Lake to North Ave in 2019 and 2020 with the Village paying for its share. The Village is currently completing a water main project from Lake to Chicago Ave which was delayed due to COVID to minimize impacts to the hospital. The Village received federal funds to resurface the Village's half of Austin from Roosevelt to Lake in 2024. There is needed sewer replacement from Roosevelt to I-290 to be completed in 2024 in coordination with the future resurfacing project.

Justification:

Austin Boulevard was last resurfaced in 1999 and is in need of resurfacing in 2020. The combined sewer mains have been televised and based on their condition several sections of sewers not replaced as part of the 1999 project will need to be replaced in conjunction with the resurfacing project, primarily south of I-290. The water main between Lake Street and Chicago Avenue has had multiple breaks and inoperable valves and is in need of replacement. The City of Chicago received federal and state funds to resurface the section from Lake Street to North Avenue in 2019 and 2020 and the Village entered into an IGA for paying for the Village's half of the resurfacing project.

Current Status:

The Village received Federal STP funds for the resurfacing of Austin from Roosevelt to Lake St for 2024 (\$984,000 for construction and \$98,400 for construction engineering). The Village will complete the water main project from Lake to Chicago in the fall of 2020 as the project was delayed due to COVID to minimize impacts to the adjacent hospital. The Village will resurface the west half of Lake to Chicago as part of the 2020 street resurfacing project. CDOT completed resurfacing of Austin from Chicago to North Ave in 2019 and completed resurfacing the east half of Austin from Lake to Chicago in the summer of 2020. Design work for the 2024 Austin project will start in 2022 along with environmental investigations.

Funding Sources	Account Number	Year End								
		Actuals		Budget	Amended Budget	Estimate	Recommended Budget			
		FY 2018	FY 2019	FY 2020	FY2020	FY 2020	FY 2021	FY 2022	FY 2023	FY 2024
Motor Fuel Taxes	2038.41300.101.435480									136,000
Transfer from Debt Service	3095.41300.101.491425	50,000	-	480,000	730,000	730,000	-	-	-	-
FHWA Grant Revenue	3095.43780.101.431400		-	-	-	-	-	-	-	98,400
Main Capital Fund Revenues (Non-Debt)	Various	-	-	-	-	-	-	125,000	75,000	310,000
5040 Fund Revenues	5040.43730.101.444401	-	62,536	-	1,256,878	1,256,878	-	-	-	1,500,000
Total:		50,000	62,536	480,000	1,986,878	1,986,878	-	125,000	75,000	2,044,400
Expenditures										
Surveying	3095.43780.101.570706	50,000	-	-	-	-	-	-	-	-
Environmental	3095.43780.101.530667	-	-	-	-	-	-	25,000	-	-
Design	3095.43780.101.570706	-	-	-	-	-	-	100,000	75,000	-
Construction Management	3095.43780.101.570951	-	-	-	-	-	-	-	-	130,000
Construction (Lake to North)	3095.43780.101.570951	-	-	480,000	730,000	730,000	-	-	-	-
Construction (Lake to Roosevelt)	3095.43780.101.570951	-	-	-	-	-	-	-	-	316,000
Construction (water)	5040.43730.777.570707	-	50,495	-	743,128	743,128	-	-	-	-
Construction (sewer)	5040.43750.781.570707	-	12,041	-	513,750	513,750	-	-	-	1,500,000
Total:		50,000	62,536	480,000	1,986,878	1,986,878	-	125,000	75,000	1,946,000

Village of Oak Park
Capital Improvement Fund Project Sheet
2021 - 2025

Project: Bicycle Boulevard Improvements

Priority Code: D

Category: Infrastructure Improvements



Description:

Bicycle Boulevards are streets designed to prioritize bicycle travel with infrastructure features that calm and reduce vehicular traffic on neighborhood streets and improve safety at busy intersections. Specific features will be discussed as part of the plan implementation.

Justification:

The Village Bicycle Plan adopted in 2008 established goals of increasing bicycle use and creating a safe and inviting environment for cycling. This Bicycle Boulevard is a means to work towards these goals.

Current Status:

The Bicycle Boulevard System Study was approved by the Village Board on July 20, 2015. The Transportation Commission recommended the first phase of the boulevard system be implemented on Scoville Avenue and on Ontario Street due to its proximity to OPRF. The design of this first phase will be completed in 2020 with construction occurring in 2021 to coordinate with other improvements at OPRF. Future phases are shown for implementation with design and construction in 2022.

Funding Sources	Account Number	Year End									
		Actuals		Budget	Amended Budget	Estimate	Recommended Budget				
		FY 2018	FY 2019	FY 2020	FY 2020	FY 2020	FY2021	FY 2022	FY 2023	FY 2024	FY 2025
Single Use Bag Fee Revenue	2310.41020.101.445459	-	-	200,000	35,000	35,000	165,000	-	-	-	-
Transfer from Sustainability Fund	3095.41300.101.491499	-	-	-	-	-	-	-	-	-	-
Transfer from Debt Service	4025.41300.101.491425	-	-	-	-	-	-	200,000	-	-	-
Total:		-	-	200,000	35,000	35,000	165,000	200,000	-	-	-
Expenditures											
Design (Phase I & II)	2310.41020.101.570967	-	-	35,000	35,000	35,000	165,000	-	-	-	-
Construction	3095.43780.101.570967	-	-	165,000	-	-	-	-	-	-	-
Design (Phase I & II)	3095.43780.101.570967	-	-	-	-	-	-	35,000	-	-	-
Construction	3095.43780.101.570967	-	-	-	-	-	-	165,000	-	-	-
Total:		-	-	200,000	35,000	35,000	165,000	200,000	-	-	-

**Village of Oak Park
Capital Improvement Fund Project Sheet
2021 - 2025**

Project: **Bicycle Parking Facilities**

Priority Code: **N/A**

Category: **Infrastructure Improvements**



Description:

The project involves the installation of semi-vertical bike racks and pedestrian improvements on North Boulevard from Marion Street to Forest Avenue and the installation of covered bike parking shelters in parking lot 1 at Euclid and Harrison, parking lot 15 on Oak Park Ave south of Garfield and in a proposed bump-out at East Avenue and Harrison Street. FHWA is funding 80% of the eligible items of the project. The project also includes resurfacing Lot 1 and Lot 15.

Justification:

The Bike Plan recommends installing bike parking near transit stations.

Current Status:

In 2011 the Engineering Division applied for and received a CMAQ grant for the installation of bike parking facilities at locations near the CTA Blue & Green Line stations. The project was constructed in 2016 with final completion of punch list work in 2017. The Village paid for the project up-front and will be reimbursed by the State. The project was completed for \$386,444 which was \$8,642 under the awarded amount of \$395,086. In January of 2018 the Village invoiced the State \$285,678 for the State's 80% share of the eligible construction items and the construction management. The final Village's share for construction was \$122,156 and \$5,389 for construction management. The Village is still waiting for final

Funding Sources	Account Number	Actuals		Budget		Year End Estimate		Recommended Budget			
		FY 2018	FY 2019	FY 2020	FY 2020	FY 2021	FY 2022	FY 2023	FY 2024	FY 2025	
Grant Revenues	3095.43780.786.431400	-	-	-	-	126,074	-	-	-	-	-
Total:		-	-	-	-	126,074	-	-	-	-	-
Expenditures											
Design (Phase II)	3095.43780.101.570967	-	-	-	-	-	-	-	-	-	-
Construction Management	3095.43780.101.570967	-	-	-	-	-	-	-	-	-	-
Construction	3095.43780.101.570967	-	-	-	-	-	-	-	-	-	-
Construction Parking Fund	5060.43770.787.570705	-	-	-	-	-	-	-	-	-	-
Total:		-	-	-	-	-	-	-	-	-	-

**Village of Oak Park
Capital Improvement Fund Project Sheet
2021 - 2025**

Project: Bicycle Racks

Priority Code: F

Category: Infrastructure Improvements



Description:

The project involves the purchase of bicycle racks for new installations and to replace older, rusted out racks.

Justification:

Bike racks are installed throughout the community, primarily focused in the business areas or in high pedestrian transit areas.

Current Status:

Bike racks are purchased and installed by Public Works staff. The Public Works Department currently has an adequate inventory of bike racks in the event there is a need.


Funding Sources	Account Number	Actuals		Budget	Amended Budget	Year End Estimate	Recommended Budget			
		FY 2018	FY 2019	FY 2020	FY 2020	FY 2020	FY 2021	FY 2022	FY 2023	FY 2024
Main Capital Fund Revenues (Non-Deb)	Various	-	-	5,000	-	-	-	5,000	-	5,000
Total:		-	-	5,000	-	-	-	5,000	-	5,000
Expenditures										
Construction	3095.43780.101.570962	-	3,478	5,000	-	-	-	5,000	-	5,000
Total:		-	3,478	5,000	-	-	-	5,000	-	5,000

**Village of Oak Park
Capital Improvement Fund Project Sheet
2021 - 2025**

Project: **Brick Street and Alley Repairs**

Priority Code: **A**

Category: **Infrastructure Improvements**



Description:

This project is focused on maintaining existing brick streets, alleys and crosswalks to address areas of settlement ,replace damaged pavers or add sand to brick joints.

Justification:

The Village has several blocks of brick streets and brick alleys that require occasional maintenance to address areas where bricks have settled or been damaged. Additional sand also needs to be added to the joints in the bricks on a periodic basis. Brick crosswalks also exist in many of the commercial districts require maintenance

Current Status:

This is an annual program and failed areas are identified throughout the year and scheduled for repair. Of concern are the brick paver crosswalks at Chicago/Humphrey and Chicago/Harvey which are in great need of repair. Estimated cost is \$60,000.

Funding Sources	Account Number	Actuals		Budget	Amended Budget	Year End Estimate	Recommended Budget			
		FY 2018	FY 2019	FY 2020	FY 2020	FY 2020	FY2021	FY 2022	FY 2023	FY 2024
Main Capital Fund Revenues (Non-De	Various	-	-	20,000	20,000	20,000	60,000	20,000	25,000	25,000
Total:		-	-	20,000	20,000	20,000	60,000	20,000	25,000	25,000
Expenditures										
Construction	3095.43780.101.570951	-	-	20,000	20,000	20,000	60,000	20,000	25,000	25,000
Total:		-	-	20,000	20,000	20,000	60,000	20,000	25,000	25,000

**Village of Oak Park
Capital Improvement Fund Project Sheet
2021 - 2025**

Project: **Bridge Deck Repairs**

Priority Code: **N/A**

Category: **Infrastructure Improvements**



Description:

The Village has maintenance responsibility for the bridge deck's wearing surface and joints over I-290 for the bridges at Home Avenue, Oak Park Avenue, East Avenue, Lombard Avenue, and the west half of Austin Boulevard. Repair work consists of replacing deteriorated or failing bridge joints, partial depth patching of deterioration of the wearing surface of the roadway and sidewalks and making ADA upgrades where needed.

Justification:

Per the agreement with the State of Illinois, the Village is responsible for the maintenance of the bridge decks over I-290. The surface and joints of many of the decks are in poor shape and in need of repairs. In order to make the repairs properly, there will need to be removal of portions of the concrete deck surface. In an effort to protect the vehicles traveling on the I-290 mainline, it is necessary to install wood shielding on the underside of the deck.

Current Status:

The 2017 work involved replacing the bridge joint at the north end of the Lombard Avenue bridge near Flournoy. The 2018 project included installing protective wood shielding under the Home Avenue bridge and patching sidewalks and parapet walls on Oak Park Avenue. The work in 2019 and 2020 includes patching Home and East Avenue. Work was completed in late summer of 2020. Future years include minor repair work and coatings to keep the bridges safe and minimize future deterioration along with joint repairs on Lombard and Austin bridges in 2023 and beyond.

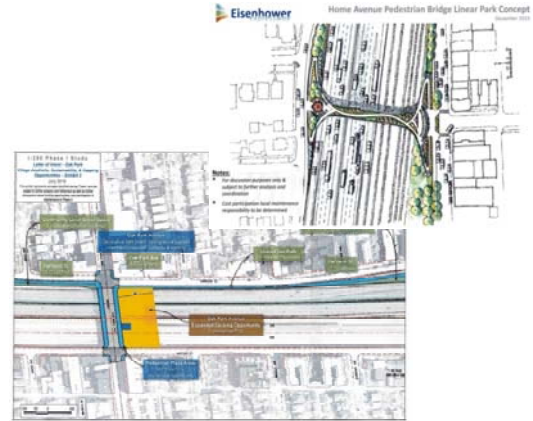
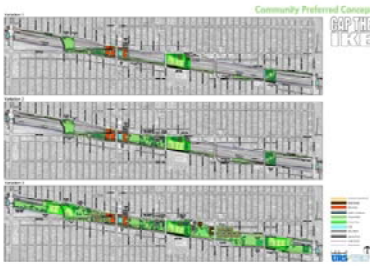
Funding Sources	Account Number	Year End									
		Actuals		Budget	Amended Budget	Estimate	Recommended Budget				
		FY 2018	FY 2019	FY 2020	FY 2020	FY 2020	FY 2021	FY 2022	FY 2023	FY 2024	FY 2025
Main Capital Fund Revenues (Non-Det)	Various	228,640	630,695	-	432,758	432,759	10,000	10,000	35,000	10,000	35,000
Total:		228,640	630,695	-	432,758	432,759	10,000	10,000	35,000	10,000	35,000
Expenditures											
Material Testing	3095.43780.101.530667	-	1,012	-	3,989	3,989	-	-	-	-	-
Design (Phase II)	3095.43780.101.570706	992	52,842	-	-	-	-	-	-	-	-
Construction Management	3095.43780.101.570706	13,915	67,686	-	47,158	47,158	-	-	-	-	-
Permits	3095.43780.101.570706	35,162	-	-	-	-	-	-	-	-	-
Design (Phase II)	3095.43780.101.570951	25,061	14,901	-	-	-	-	-	-	-	-
Permits	3095.43780.101.570951	12,430	-	-	-	-	-	-	-	-	-
Construction	3095.43780.101.570951	141,080	494,254	-	381,611	381,612	10,000	10,000	35,000	10,000	35,000
Total:		228,640	630,695	-	432,758	432,759	10,000	10,000	35,000	10,000	35,000

**Village of Oak Park
Capital Improvement Fund Project Sheet
2021 - 2025**

Project: **Cap the Ike Study**

Priority Code: **D**

Category: **Certain Professional Services**



Description:

The Village previously received Federal Funds for studies and design related to capping I-290 (Cap the Ike). The current feasibility study focuses on the expanded bridge decking opportunities identified in the LOI with the primary emphasis on the Oak Park Avenue and East Avenue decks. The study also includes evaluating the various aesthetic treatments considered in the LOI on the bridges and how these treatments connect aesthetically with the expanded decking options and even with noise walls. The Home Avenue bridge is not included in this project as it will have its own phase I engineering study because the Home Avenue bridge can potentially be constructed independently from the I-290 Reconstruction project. The cost for the current feasibility is \$1,314,946.

Justification:

The existing bridges will be completely replaced with the I-290 Reconstruction project. The Village will need to complete the phase I preliminary design of any caps and expanded decking being considered with the I-290 project. The Village will use the Cap the Ike funds to complete the feasibility study and subsequent phase I preliminary designs of the expanded decks at Oak Park and East Avenues. Home Avenue will be a separate design project and is intended to be fully designed so that it could be built prior to the I-290 project in case Federal Funds become available for this work. The grants cover 100% of the costs which are paid up front by the Village and reimbursed by the State. The FHWA required revising the scope of the previous phase I study to a feasibility study to comply with the requirements to advance phase I studies to construction within 10 years.

Current Status:

The Village restarted the Cap the Ike study after work was suspended while IDOT was completing preliminary design of the I-290 Reconstruction project to ensure any proposed caps would be feasible and compatible with their proposed design. In 2017 the FHWA required the Village to revise the phase I study to a feasibility study to comply with their policies. In December 2017 the Village approved the scope for the feasibility study. IDOT has been reviewing the feasibility study's scope and contract since January 2018 and has not authorized work to start on the project yet. The proposed feasibility study focuses on the expanded bridge decking opportunities identified in the LOI with the primary emphasis on the Oak Park Avenue and East Avenue decks. The study also includes evaluating the various aesthetic treatments considered in the LOI on the bridges and how these treatments connect aesthetically with the expanded decking options and even with noise walls. Other items include identifying funding opportunities for the bridges by evaluating options for TIF districts or SSAs, best uses for the expanded decks including creating either a building or a platform for a building, a commercial development at Oak Park Avenue and athletic fields and facilities or park space at the East Avenue deck, options on how to incorporate and coordinate CTA station replacements with these caps, preliminary structural design of the bridges, environmental impacts from the caps, parking and traffic impacts to caps and cost analyses. The Home Avenue bridge is not included in this scope as it will have its own phase I engineering study. The Village has remaining grants which will be used to fund the feasibility study, the phase I & II designs for Home Avenue and any related work. The grants cover 100% of the costs which are paid up front by the Village and reimbursed by the State. IDOT is still reviewing the agreement for the services and has not authorized work to start yet.

Funding Sources	Account Number	Year End									
		Actuals		Budget	Amended Budget	Estimate	Recommended Budget				
		FY 2018	FY 2019	FY 2020	FY 2020	FY 2020	FY 2021	FY 2022	FY 2023	FY 2024	FY 2025
Transfer from Debt Service	3095.41300.101.491425	-	-	-	-	-	-	-	-	4,000,000	-
Main Capital Fund Revenues (Non-Debt)	Various	-	-	-	-	-	-	-	37,572	-	-
Grant Funds	3095.43780.101.431400	-	-	1,314,946	-	-	1,314,946	75,000	37,428	-	-
Total:		-	-	1,314,946	-	-	1,314,946	75,000	75,000	4,000,000	-
Expenditures											
Feasibility Study - Current	3095.43780.101.570706	-	-	1,314,946	-	-	1,314,946	-	-	-	-
Prelimin Design (Phase I) - Future	3095.43780.101.570706	-	-	-	-	-	-	75,000	75,000	-	-
Design (Phase II)	3095.43780.101.570706	-	-	-	-	-	-	-	-	4,000,000	-
Total:		-	-	1,314,946	-	-	1,314,946	75,000	75,000	4,000,000	-

Village of Oak Park
Capital Improvement Fund Project Sheet
2021 - 2025

Project: **Chicago Avenue Resurfacing and Streetscaping**

Priority Code: **N/A**

Category: **Infrastructure Improvements**



Description:

The project involves a separate, locally funded sewer project and a federally funded street resurfacing of Chicago Avenue from Harlem Avenue to Austin Boulevard. The sewer project was from Forest Avenue to Grove Avenue. The resurfacing was a federally funded project using Surface Transportation Program (STP) funds. The Chicago & Harlem Ave District Neighborhood Plan included Streetscaping elements, some of which were incorporated into the design of the resurfacing project including new lighting, decorative corner and crosswalk treatments and furnishings. The total awarded construction cost was \$3,144,565 and is paid by the State and the Village is invoiced for the VOP share of \$810,953. Work was preceded by a locally funded sewer main improvement project which is shown as a

Justification:

The existing asphalt surface of Chicago Avenue is deteriorated and in need of resurfacing. The street was last resurfaced in 2002. The Village received Federal STP funds for the street resurfacing portion of the project utilizing an 80/20 cost share. STP funds were secured for applicable Streetscaping elements.

Current Status:

The sewer project was completed in 2016 ahead of the street project which was completed in 2017. Funds for the balance of the project's costs are included in the 2020 budget since IDOT has not yet sent final invoices for the project. Construction is complete and the project was under budget by approximately \$24,899 (\$3,144,565 awarded vs. \$3,121,960 completed). Funds were carried forward into FY2020 in the 1st Qtr. Budget Amendment.

Funding Sources	Account Number	Actuals		Budget	Amended Budget	Year-End Estimate	Recommended Budget				
		FY 2018	FY 2019		FY 2020	FY 2020	FY2021	FY 2022	FY 2023	FY 2024	FY 2025
Main Capital Fund Revenues (Non-Debt)	Various		3,162		200,251	-	200,251				
Total:		-	3,162	-	200,251	-	200,251	-	-	-	-
Expenditures											
Construction Management	3095.43780.101.570706	-	3,162	-	-	-	-	-	-	-	-
Construction (Roadway)	3095.43780.101.570951	-	-	-	142,602	-	142,602	-	-	-	-
Construction (Streetscape)	3095.43780.101.570959	-	-	-	57,649	-	57,649	-	-	-	-
Total:		-	3,162	-	200,251	-	200,251	-	-	-	-

**Village of Oak Park
Capital Improvement Fund Project Sheet
2021 - 2025**

Project: Cul-De-Sac Modifications

Priority Code: F

Category: Infrastructure Improvements



Description:

To modify the geometry of selected cul-de-sacs around the village in order to better accommodate delivery trucks.

Justification:

Due to the increase of delivery trucks over the last several years there are several cul-de-sacs around the village in which the current geometry does not properly accommodate the turning movements of delivery trucks. The cul-de-sacs are often rutted and having the landscaping destroyed. This project would revise the size of the cul-de-sac to reduce damage by trucks, and to restore any landscaping already damaged.

Current Status:

This project is currently anticipated to be implemented over 4 years starting in 2022.

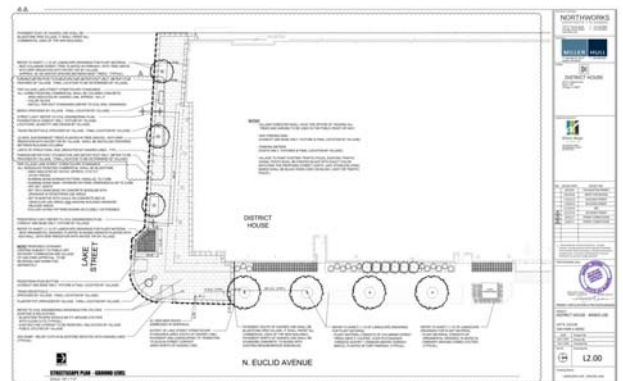
Funding Sources	Account Number	Year End									
		Actuals		Budget	Amended Budget	Estimate	Recommended Budget				
		FY 2018	FY 2019	FY 2020	FY 2020	FY 2020	FY2021	FY 2022	FY 2023	FY 2024	FY 2025
Main Capital Fund Revenues (Non-Di	Various	-	-	-	-	-	-	25,000	25,000	25,000	25,000
Total:		-	-	-	-	-	-	25,000	25,000	25,000	25,000
Expenditures											
Construction	3095.43780.101.570951	-	-	-	-	-	-	25,000	25,000	25,000	25,000
Total:		-	-	-	-	-	-	25,000	25,000	25,000	25,000

**Village of Oak Park
Capital Improvement Fund Project Sheet
2021 - 2025**

Project: **District House Development - Site Streetscape**

Priority Code: **N/A**

Category: **Infrastructure Improvements**



Description:

This project involves the Village's share of streetscape items associated with the District House Development per the RDA. In general the developer is responsible for the majority of the streetscape costs along their frontage. The Village will pay for the above-ground portions of the work which require final design and placement by the Village as part of the larger Lake Street project including the final street lighting, signal improvements, furniture, irrigation, hydrant relocation and wayfinding

Justification:

The final approved plans and the RDA have the developer installing streetscape which matches the streetscape elements planned for the Lake Street streetscape project with some items being at Village cost.

Current Status:

Streetscape work for the District House development was completed in Summer of 2019.

Funding Sources	Account Number	Year End									
		Actuals		Budget	Amended Budget	Estimate	Recommended Budget				
		FY 2018	FY 2019	FY 2020	FY 2020	FY 2020	FY2021	FY 2022	FY 2023	FY 2024	FY 2025
Main Capital Fund Revenues (Non-Debt)	Various	24,835	10,046	-	-	-	-	-	-	-	-
Total:		24,835	10,046	-	-	-	-	-	-	-	-
Expenditures											
Construction (Streetscape)	3095.43780.101.570959	24,835	10,046	-	-	-	-	-	-	-	-
Total:		24,835	10,046	-	-	-	-	-	-	-	-

Village of Oak Park
Capital Improvement Fund Project Sheet
2021 - 2025

Division Street Resurfacing

Priority Code: B

Category: Infrastructure Improvements



Description:

This project includes the resurfacing of Division Street from Harlem Avenue to Austin Blvd. Division Street was last resurfaced in 2007. The Village applied for federal STP funds to cover 80% of the construction costs in 2020 but due to lack of STP funds for the region the Village did not receive the grant. The State recently started distributing REBUILD Illinois funds (totaling \$3,418,965) which are proposed to be used for the project. Rebuild funds will be banked for 3 years and used in 2020 for the project. Design is anticipated to be completed in-house. The project includes a water and sewer project which includes sewer replacement from Grove Avenue to Oak Park Avenue. This was identified as a recommended project in the combined sewer master plan to address basement backups and water main replacement from East Avenue to Elmwood Avenue and to improve fire flows in the area which was identified as a recommended project in the Village's Water System Master Plan Report.

Justification:

Division Street was last resurfaced in 2007 but current pavement conditions indicate resurfacing may be necessary by 2021.

Current Status:

The pavement will be maintained with pavement patching until it can be resurfaced.

Funding Sources	Account Number	Year End									
		Actuals		Budget	Amended Budget	Estimate		Recommended Budget			
		FY 2018	FY 2019	FY 2020	FY 2020	FY 2020	FY2021	FY 2022	FY 2023	FY 2024	FY 2025
REBUILD Illinois IDOT Grant	3040.43780.101.431400	-	-	-	-	1,139,655	1,139,655	1,139,655	-	-	-
Main Capital Fund Revenues (Non-Debt)	3095.41300.101.491425	-	-	-	-	-	-	375,000	3,418,965	-	-
5040 Fund Revenues	5040.43730.101.444401	-	-	-	-	-	-	-	900,000	-	-
Total:		-	-	-	-	1,139,655	1,139,655	1,514,655	4,318,965	-	-
Expenditures											
Environmental & Geotech	3095.43780.101.530667	-	-	-	-	-	-	25,000	-	-	-
Surveying	3095.43780.101.570706	-	40,000	-	-	-	-	-	-	-	-
Design	3095.43780.101.570706	-	-	-	-	-	-	350,000	-	-	-
Construction Management	3095.43780.101.570951	-	-	-	-	-	-	-	308,000	-	-
Construction	3095.43780.101.570951	-	-	-	-	-	-	-	3,110,965	-	-
Construction (Water Main)	5040.43730.777.570707	-	-	-	-	-	-	-	600,000	-	-
Construction (Sewer Main)	5040.43750.781.570707	-	-	-	-	-	-	-	300,000	-	-
Total:		-	40,000	-	-	-	-	375,000	4,318,965	-	-

Village of Oak Park
Capital Improvement Fund Project Sheet
2021 - 2025

Project: Eisenhower Expressway (I-290) Reconstruction Project

Priority Code: F

Category: Infrastructure Improvements



Description:

The Illinois Department of Transportation (IDOT) is in the process of finalizing Preliminary Engineering and Environmental (Phase I) Studies for the complete reconstruction of the Eisenhower Expressway (I-290), including all bridges from west of Mannheim Road to Racine Avenue through Oak Park. There will be certain Village costs associated with this project.

Justification:

As a result of the public meetings (Phase I) held in 2015 and 2016 with the Village Board, the community and IDOT, a number of Village responsibilities (project costs) have been included in the 2016 "Letter of Intent". These costs include items such as Traffic Signals, Bicycle and Pedestrian facilities, Roadway Lighting, Utility Relocation, Maintenance and Jurisdiction, Noise Walls, Bridge Aesthetics, Hardscape and Landscape.

Current Status:

The I-290 Reconstruction project is on-hold until funding becomes available. IDOT currently does not have any funding for the design or construction of this project and is requesting funding from the State. The project has an estimated construction cost of \$3.2 Billion. Should funding become available, design work would most likely start no sooner than 2 years after funding is secured to allow for IDOT's processes for selecting consulting firms for these large projects with construction work for the project starting probably around 5 years after funding is secured. Construction work would start with bridge replacements for several of the bridges crossing I-290. It is anticipated it will be an eight year project when started. When the project starts funds are provided for one (1) new FTE staff for coordination of this project with the community and IDOT.

Funding Sources	Account Number	Actuals		Budget	Amended Budget	Year End Estimate	Recommended Budget				
		FY 2018	FY 2019	FY 2020	FY2020	FY 2020	FY2021	FY 2022	FY 2023	FY 2024	FY 2025
Main Capital Fund Revenues (Non-Debt)	Various	-	-	-	-	-	-	-	-	-	100,000
Total:		-	-	-	-	-	-	-	-	-	100,000
Expenditures											
Construction Liaison Staff	3095.43780.101.510501	-	-	-	-	-	-	-	-	-	100,000
Total:		-	-	-	-	-	-	-	-	-	100,000

**Village of Oak Park
Capital Improvement Fund Project Sheet
2021 - 2025**

Project:	Emerson Development - Parking Garage, Environmental, Site Streetscape and Utility Improvements	Priority Code:	N/A	Category:	Infrastructure Improvements
----------	--	----------------	-----	-----------	-----------------------------



Description:

This project involves the Village's share of environmental remediation, utility improvements, the creation of a new north-south street (Maple Avenue) and Streetscaping associated with the proposed Clark Street Development. The developer would design and construct the improvements. The utility improvements consist of installing new water and sewer mains on the new Maple Avenue, replacing the water and sewer mains on Westgate Avenue and replacing the water main on North Boulevard. The streetscape work involves pavements, concrete curb, lighting, brick pavements on Westgate Avenue along the development's frontage and bluestone sidewalks on Maple Avenue and Westgate Avenue from Maple Avenue to the cul-de-sac, to reflect design elements selected from a future Lake Street streetscape as well as the Marion Street palette.

Justification:

Existing water and sewer utilities need replacement in the area of the development and a new north-south street, Maple Avenue, needs to be created with new utilities to services this proposed development. ComEd must relocate equipment on existing right-of-way and Village property to allow for the construction.

Current Status:

This project is complete.

Funding Sources	Account Number	Actuals		Budget	Amended Budget	Year End Estimate	Recommended Budget				
		FY 2018	FY 2019	FY 2020	FY 2020	FY 2020	FY 2021	FY 2022	FY 2023	FY 2024	FY 2025
Interest Revenue	4002.41300.101.461490	604		-			-	-	-	-	-
Transfer from Downtown TIF	4002.41300.101.491498	6,702		-			-	-	-	-	-
Total:		7,306	-	-		-	-	-	-	-	-
Expenditures											
Environmental Remediation	2098.46260.101.530667	4,282		-			-	-	-	-	-
Project Administration (CCS)	2098.46260.101.530667	2,420		-			-	-	-	-	-
Total:		6,702	-	-		-	-	-	-	-	-

**Village of Oak Park
Capital Improvement Fund Project Sheet
2021 - 2025**

Project: **FHWA Reflectivity Sign Upgrade**

Priority Code: **N/A**

Category: **Infrastructure Improvements**



Description:

Replacement of regulatory signs that no longer meet the needs of nighttime drivers. The focus will be on upgrading signs that do not meet the minimum retroreflectivity. This is a multi-year project. Future years will include replacement of warning signs in addition to regulatory signs.

Justification:

The Federal Highway Administration (FHWA) through the Manual on Uniform Traffic Control Devices (MUTCD) provides required standards for regulatory and warning sign reflectivity. Agencies need to replace any sign they identify as not meeting the established minimum retroreflectivity. Agencies' schedules for replacing signs are based on resources and relative priorities rather than specific compliance dates.

Current Status:

The initial work is complete and will no longer be supported by this fund. Signs that need to be replaced in the future will be funded from the General Fund Operations budget.

Funding Sources	Account Number	Actuals		Budget	Amended Budget	Year End Estimate	Recommended Budget			
		FY 2018	FY 2019	FY 2020	FY 2020	FY 2020	FY2021	FY 2022	FY 2023	FY 2024
Main Capital Fund Revenues (Non-Det)	Various	-	4,954	5,000	-	-	-	-	-	-
Total:		-	4,954	5,000	-	-	-	-	-	-
Expenditures										
Regulatory Sign Replacement	3095.43780.101.560634	-	4,954	5,000	-	-	-	-	-	-
Total:		-	4,954	5,000	-	-	-	-	-	-

**Village of Oak Park
Capital Improvement Fund Project Sheet
2021 - 2025**

Project: **Harlem Avenue Multimodal Bridge Project**

Priority Code: **F**

Category: **Infrastructure Improvements**



Existing Conditions



Build Conditions

Description:

Design and replacement of the Harlem viaduct in partnership with Forest Park and River Forest. The bridge is located at the intersecting border of the three communities with 1/2 of the bridge in Oak Park, 1/4 located in River Forest, and 1/4 located in Forest Park. Funding for the local share of the project (assuming the Village's receive a grant) is based on this same breakdown.

Justification:

The proposed Harlem Avenue Multimodal Bridge Project consists of the replacement of the existing bridge, the lowering of the Harlem roadway to provide for required clearances, and pedestrian and aesthetic enhancements that will transform this deteriorated bridge into a gateway for the three Villages. The new bridge will feature a clear span from viaduct wall to viaduct wall with no columns. The removal of the columns will not only improve the aesthetics but also improve traffic flow on Harlem. Sidewalk, lighting, and decorative treatments will enhance the pedestrian experience under and around the bridge.

Current Status:

The phase I Engineering for this project is substantially complete and resulted in a recommendation of a No Build due to conflicts with CTA and CSX railroads and lack of funding for future phases. Should the 3 villages desire to complete this project a new phase I study would need to be started with some modifications to the scope of the project. Funds are shown in FY2025 should the Village desire to restart the project. Estimated total costs and timelines are: Phase I (preliminary Engineering Study)=\$1,000,000 for 2-3 years, Phase II (Engineering Design)=\$2,000,000 for 2 years, and construction \$30,000,000 for 2 years. Costs shown below assume the Villages will only move forward with this project assuming a grant funds 80% of the total costs with the 3 Village's sharing the 20% local match being broken down by Village of Oak Park responsible for 50% of a local match with 25% River Forest and 25% Forest Park. The Village would pay up front for engineering and be reimbursed.


Funding Sources	Account Number	Actuals		Budget	Amended Budget	Year End Estimate	Recommended Budget				
		FY 2018	FY 2019	FY 2020	FY 2020	FY 2020	FY 2021	FY 2022	FY 2023	FY 2024	FY 2025
Main Capital Fund Revenues (Non-Deb)	Various	-	-	-	-	-	-	-	-	-	100,000
Total:		-	-	-	-	-	-	-	-	-	100,000
Expenditures											
Preliminary Design Phase I Study	3095.43780.101.570706	-	-	-	-	-	-	-	-	-	100,000
Total:		-	-	-	-	-	-	-	-	-	100,000

Village of Oak Park
Capital Improvement Fund Project Sheet
2021 - 2025

Project: **HAWK Signal Installation**

Priority Code: **N/A**

Category: **Infrastructure Improvements**



Description:

The project involves the installation of a bicycle and pedestrian activated HAWK signal at the intersection of Chicago Avenue and Harvey Avenue. The project was originally funded by the Federal Highway Administration (FHWA) at an 80% rate but has been since denied by FHWA due to its non-standard application.

Justification:

The Bike Plan recommends installing a HAWK signal where the bike boulevard system crosses Chicago Avenue and requests have been submitted to improve the safety of the school crossing here.

Current Status:

This project was substantially completed in 2016 with punch list items completed in the summer of 2017. The final payment was issued in 2018.

Funding Sources	Account Number	Actuals		Budget	Amended Budget	Year End Estimate	Recommended Budget				
		FY 2018	FY 2019	FY 2020	FY 2020	FY 2020	FY2021	FY 2022	FY 2023	FY 2024	FY 2025
Main Capital Fund Revenues (Non-Debt)	Various	3,636	-	-	-	-	-	-	-	-	-
Total:		3,636	-	-	-	-	-	-	-	-	-
Expenditures											
Construction	3095.43780.101.570967	3,636	-	-	-	-	-	-	-	-	-
Total:		3,636	-	-	-	-	-	-	-	-	-

**Village of Oak Park
Capital Improvement Fund Project Sheet
2021 - 2025**

Project: **Historic Sidewalk Replacement Program**

Priority Code: **F**

Category: **Infrastructure Improvements**



Description:

Replacement or reinstallation of deteriorated, hazardous and/or non-ADA compliant sandstone sidewalks most of which are in historic districts. Historic sandstone sidewalks should be salvaged and re-installed where possible to maintain the longest continuous runs of sandstone sidewalk to maintain the historic character of these unique sidewalks. Replacement stone needs to be sourced for replacing sidewalks too deteriorated to reinstall or salvage.

Justification:

Improve pedestrian safety and maintain the historic character of these unique sidewalks primarily located in historic districts. The Historic Preservation Commission has been working since 2000 to develop a program to address these sidewalks as many are trip hazards. The Engineering Division completed a survey of all 4,260 stone sidewalk squares identifying which squares are in good condition, which can be releveled and which require replacement. As of 2017 roughly 51% are level and in good condition, 33% require releveled and 16% are broken and require replacement. They will be prioritized to releveled squares and consolidate longer runs of stone sidewalks to preserve the character of the historic districts.

Current Status:

The Village last reset sandstone sidewalks in 2016 and 2017. The Village has applied for grant opportunities, such as ITEP, but has not been awarded a grant for this work to date. Future years reflect no grant funding.

Funding Sources	Account Number	Actuals		Budget	Amended Budget	Year End Estimate	Recommended Budget				
		FY 2018	FY 2019	FY 2020	FY 2020	FY 2020	FY 2021	FY 2022	FY 2023	FY 2024	FY 2025
Main Capital Fund Revenues (Non-De	Various	-	-	-	-	-	-	50,000	50,000	50,000	50,000
Total:		-	-	-	-	-	-	50,000	50,000	50,000	50,000
Expenditures											
Construction	3095.43780.101.570953	-	-	-	-	-	-	50,000	50,000	50,000	50,000
Total:		-	-	-	-	-	-	50,000	50,000	50,000	50,000

**Village of Oak Park
Capital Improvement Fund Project Sheet
2021 - 2025**

Project: **Home Avenue Bridge Deck Replacement**

Priority Code: **A**

Category: **Infrastructure Improvements**



Description:

The Home Avenue Bridge is planned to be replaced with the future I-290 Reconstruction project although the bridge can be replaced in advance of the I-290 Reconstruction project should the Village want to accelerate the schedule for the replacement of the bridge due to its failing condition. The Village will need to complete a Phase I Preliminary Engineering Study and a Phase II design of the bridge should any non-standard design be considered. The concept for the Home Avenue bridge included in the LOI with IDOT includes a linear park treatment. The Village has several Cap the Ike grants to fund the design.

Justification:

The existing pedestrian bridge at Home Avenue is deteriorating and will be patched temporarily with a separate project and will be completely replaced with the I-290 Reconstruction project. The Village will need to complete the design of any non-standard bridge being considered with the I-290 project. If the bridge were to be constructed prior to the I-290 project, the Village will use the Cap the Ike funds to complete the Phase I and II engineering design for the Home Avenue Bridge so that it could be built prior to the I-290 project in case Federal Funds become available for this work. The grants cover 100% of the costs which are paid up front by the Village and reimbursed by the State.

Current Status:

The Engineering Division will request proposals for the Phase I & II engineering designs for the Home Avenue bridge for presenting an agreement to the Board in late 2020 for work to start in mid-2021 after IDOT's review and approval of the contract. The design work for both phases will take approximately 3 years since it will be administered following IDOT's procedures due to the federal funding. The Village has three (3) Cap the Ike Grants to fund the design of the bridge.

Funding Sources	Account Number	Actuals		Budget		Year End Estimate	Recommended Budget				
		FY 2018	FY 2019	FY 2020	FY 2020		FY2021	FY 2022	FY 2023	FY 2024	FY 2025
Transfer from Debt Service	3095.41300.101.491425	-	-	-	-	-	-	-	-	5,600,000	2,875,000
Grant Funds	3095.43780.101.431400	-	-	800,000	-	-	500,000	300,000	1,000,000	-	-
Total:		-	-	800,000	-	-	500,000	300,000	1,000,000	5,600,000	2,875,000

Expenditures											
Preliminary Engineering Study (Phase I)	3095.43780.101.570706	-	-	800,000	-	-	500,000	300,000	-	-	-
Design (Phase II)	3095.43780.101.570706	-	-	-	-	-	-	-	1,000,000	-	-
Construction Management	3095.43780.101.570951	-	-	-	-	-	-	-	-	600,000	375,000
Construction	3095.43780.101.570951	-	-	-	-	-	-	-	-	5,000,000	2,500,000
Total:		-	-	800,000	-	-	500,000	300,000	1,000,000	5,600,000	2,875,000

**Village of Oak Park
Capital Improvement Fund Project Sheet
2021 - 2025**

Lake Street Streetscaping and Resurfacing

Priority Code:

A

Category:

Infrastructure Improvements



Description:

The Lake Street Streetscape, Resurfacing and Utility Improvement projects were constructed in 2019 & 2020. The Village received \$3M in Federal STP funds for the streetscape project from Harlem to Euclid. The locally funded utility project consists of water main replacement from Oak Park Avenue to Euclid Avenue, sewer replacement from Grove Avenue to Euclid Avenue and sewer lining in sections from Euclid Avenue to Ridgeland Avenue. The street resurfacing project is from Euclid Avenue to Austin Boulevard and uses local CIP funds and a \$310,000 grant from Cook County. There were advanced contracts for traffic signal and lighting improvements at Albion to coordinate with the development and a separate purchase contract for traffic signal poles due to long lead times. The projects will be completed in 2019 and closed out with IDOT for the streetscape project over the next couple of years potentially. The Village funded a \$120,000 grant program with DTOP for the Better Lake Street Rewards Program to help with potential loss of business during construction.

Justification:

The Greater Downtown Master Plan includes recommendations for streetscape enhancements within these business districts. In early 2015 the Village Board re-established the Lake Street Streetscape Committee to discuss streetscape options for the roadway, sidewalks and underground public utilities on Lake Street as this public infrastructure is nearing the end of its useful service life. The Village received \$3M in Federal Highway STP funds for streetscape construction. The streetscape project was bid by IDOT in January of 2020 and paid up-front by the State with the Village being invoiced for its share. Costs shown for the streetscape project reflect the Village's expenses.

The streetscape project is scheduled for completion in late fall of 2020 and will be closed out with IDOT over the next couple of years. The water and sewer project was completed in the spring of 2020. The street resurfacing project was completed in the summer of 2020. Staff is evaluating using MFT funds to fund a portion of the Village's share of the streetscaping project.

Funding Sources	Account Number	Actuals		Budget	Amended Budget	Year End Estimate	Recommended Budget				
		FY 2018	FY 2019	FY 2020	FY 2020	FY 2020	FY 2021	FY 2022	FY 2023	FY 2024	FY 2025
Cook County Grant Revenues	3095.43780.101.531400	-	-	310,000	310,000	310,000	-	-	-	-	-
Main Capital Fund Revenues (Non-Debt)	Various	-	-	-	-	-	682,023	-	-	-	-
Transfer from Debt Service	3095.41300.101.491425	666,098	1,021,130	10,379,793	7,648,929	6,674,240	2,450,760	1,500,000	-	-	-
5040 Fund Revenues	5040.43730.101.444401	-	22,120	1,912,880	2,168,503	2,223,503	-	-	-	-	-
Total:		666,098	1,043,250	12,602,673	10,127,432	9,207,743	3,132,783	1,500,000	-	-	-
Expenditures											
Environmental Testing	3095.43780.101.530667	33,889	-	24,400	24,400	5,645	-	-	-	-	-
Right of Way Acquisition Assistance	3095.43780.101.530667	21,058	106,885	-	3,357	3,357	-	-	-	-	-
Business Reward Program	3095.43780.101.570706	-	-	120,000	120,000	120,000	-	-	-	-	-
Landscape Design Phase 1	3095.43780.101.570706	21,614	-	-	-	-	-	-	-	-	-
Landscape Design Phase 2	3095.43780.101.570706	130,349	27,802	-	2,122	2,122	-	-	-	-	-
Engineering Design (Phase 1-2)	3095.43780.101.570706	450,763	369,655	-	31,448	31,448	-	-	-	-	-
Construction Management	3095.43780.101.570706	-	114,466	1,390,726	1,390,726	1,390,726	75,000	-	-	-	-
Construction Street Resurfacing Project	3095.43780.101.570951	-	-	1,992,645	1,992,645	1,992,645	-	-	-	-	-
Right of Way Acquisition	3095.43780.101.570959	-	-	-	63,700	71,279	-	-	-	-	-
Wayfinding Design	3095.43780.101.570959	8,424	-	-	-	-	-	-	-	-	-
Vaulted Sidewalk Repairs	3095.43780.101.570959	-	-	-	15,000	4,487	-	-	-	-	-
Construction Traffic Signal - Lake & Forest	3095.43780.101.570959	-	402,322	-	21,175	21,175	-	-	-	-	-
Purchase Traffic Signal Poles and Mast Arms	3095.43780.101.570959	-	-	-	278,856	278,856	-	-	-	-	-
Construction Field Office	3095.43780.101.570959	-	-	-	15,500	15,500	-	-	-	-	-
Construction Streetscape Project	3095.43780.101.570959	-	-	7,162,022	4,000,000	3,000,000	3,057,783	1,500,000	-	-	-
Construction Water Project	5040.43730.777.570707	-	22,120	662,880	848,503	848,503	-	-	-	-	-
Construction Sewer Project	5040.43750.781.570707	-	-	1,250,000	1,320,000	1,422,000	-	-	-	-	-
Total:		666,098	1,043,250	12,602,673	10,127,432	9,207,743	3,132,783	1,500,000	-	-	-

**Village of Oak Park
Capital Improvement Fund Project Sheet
2021 - 2025**

Project: **Landscape Improvements**

Priority Code: **F**

Category: **Infrastructure Improvements**



Description:

Work includes upgrading of the Village's landscaped areas. Sites will be selected each year based on their condition.

Justification:

The Public Works Department maintains over 180 landscaped sites throughout the Village. This includes landscaped medians, cul-de-sacs, parking lots, business districts and traffic diverters. Current maintenance funding does not include the necessary funding to provide appropriate replacement and improvements.

Current Status:

Recent improvements included cul-de-sacs in the south part of town between the Eisenhower Expressway and Roosevelt Road, Jackson Boulevard median and the Jackson Boulevard S-curve. Landscape replacements that have failed could include replacing the existing materials with more native plantings and grasses. Work in 2020 and in 2021 is suspended due to the COVID-19 pandemic.

Funding Sources	Account Number	Actuals		Budget	Amended Budget	Year End Estimate	Recommended Budget				
		FY 2018	FY 2019	FY 2020	FY 2020	FY 2020	FY2021	FY 2022	FY 2023	FY 2024	FY 2025
Main Capital Fund Revenues (Non-Debt)	Various	42,257	27,643	50,000	-	-	-	50,000	50,000	50,000	50,000
Total:		42,257	27,643	50,000	-	-	-	50,000	50,000	50,000	50,000
Expenditures											
Construction	3095.43780.101.570963	42,257	27,643	50,000	-	-	-	50,000	50,000	50,000	50,000
Total:		42,257	27,643	50,000	-	-	-	50,000	50,000	50,000	50,000

**Village of Oak Park
Capital Improvement Fund Project Sheet
2021 - 2025**

Project: Lincoln Properties Development - Environmental, Site Demo, Alley, Utilities Priority Code: N/A Category: Infrastructure Improvements



Description:

This project involves the Village's share of items associated with the Lincoln Property Development at South Boulevard and Harlem Avenue per the RDA. The work includes replacing the public alley east of the site, environmental remediation, removal of old foundations, demolition of the existing site, relocating public utilities for ComEd, ATT, etc. and installing new water and sewer mains in the alleys. The streetscape work on South Boulevard is being completed as part of the separate federally funded South Boulevard Streetscape project and is not shown on this sheet.

Justification:

The RDA have the developer replacing the alley, installing a new water main to wrap around the site, relocating ComEd and other utility equipment, installing a sewer main in the north-south alley, as well as remediating environmental concerns and demolishing the site at the Village's expense.

Current Status:

Work on the Lincoln Properties development started in the summer of 2017 and was completed in 2019. The streetscape work on South Boulevard was completed as part of the separate federally funded South Boulevard Streetscape project and is not shown on this sheet.

Funding Sources	Account Number	Actuals		Budget	Amended Budget	Year End Estimate	Recommended Budget				
		FY 2018	FY 2019	FY 2020	FY 2020	FY 2020	FY 2021	FY 2022	FY 2023	FY 2024	FY 2025
Miscellaneous Revenue (AT&T Reimbursement)	3095.43700.101.441462	-	7,053	-			-	-	-	-	-
Recovered Damages	3095.43780.101.441475	-	14,178	-			-	-	-	-	-
Transfer from Downtown TIF	4003.41300.101.491499	618,203		-			-	-	-	-	-
Main Capital Fund Revenues (Non-Debt)	Various		2,462								
Total:		618,203	23,693	-	-	-	-	-	-	-	-
Street Lighting Improvements	3095.43780.101.570954	-	14,177	-			-	-	-	-	-
Planters	3095.43780.101.570959	-	2,462	-			-	-	-	-	-
Alley Design	3095.43780.101.570964	4,288		-			-	-	-	-	-
Alley Construction	3095.43780.101.570964	102,338		-			-	-	-	-	-
Environmental, Site Demo, & Utility Relocation Remediation	4003.43780.101.530667	52,424		-			-	-	-	-	-
Total:		159,050	16,640	-	-	-	-	-	-	-	-

Village of Oak Park
Capital Improvement Fund Project Sheet
2021 - 2025

Project: **Madison Street Corridor Traffic Calming (Jackson & Washington)**

Priority Code: **A**

Category: **Infrastructure Improvements**



Description:

The Village conducted a traffic study of the Madison Street corridor including Jackson and Washington Boulevard as well as side streets that intersect Madison Street to predict potential traffic diversion and impacts from the Madison Street road diet project. The traffic study recommended a series of improvements on Jackson, Washington, and side streets based on predicted diversion rates from Madison. The potential traffic diversion from Madison is currently just a prediction and the actual impacts to the adjacent streets will not be known until the road diet project is completed and traffic reaches a steady state. The project includes collecting traffic data in the late spring of 2020 then verifying what traffic calming improvements best fit the actual conditions. Improvements on Jackson are shown for construction in 2020 since Jackson is owned by the Village. Improvements on Washington are shown for 2021 and beyond since Washington is a State highway and improvements must be approved by IDOT. Washington improvements include signal modifications to add left turn bays to reduce congestion. Side street calming measures are shown for 2020 for staff recommendations and into 2021 to also account for additional calming measures for resident petition based improvements.

Justification:

To calm traffic and improve safety from potential traffic diversion from Madison Street due to the road diet project.

Current Status:

Due to reduced traffic and lack of schools as a result of COVID traffic data could not be collected in the late spring of 2020 as intended. Depending on traffic patterns and COVID impacts to schools traffic data may be collected in the fall of 2020 for design to occur in late fall and the winter. Staff will recommend implementing improvements only where actual safety or calming improvements are needed based on actual traffic data starting likely in the spring of 2021 on Jackson and local side streets with any work on Washington taking longer to design and get approved by IDOT. Staff will be reviewing taking over jurisdiction of Washington from IDOT as part of this work since proposed calming measures will likely not be approved by IDOT.


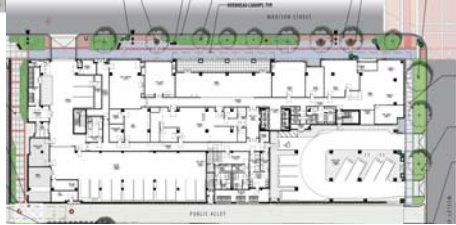
Funding Sources	Account Number	Actuals		Budget	Amended Budget	Year End Estimate	Recommended Budget				
		FY 2018	FY 2019	FY 2020	FY 2020	FY 2020	FY 2021	FY 2022	FY 2023	FY 2024	FY 2025
Main Capital Fund Revenues (Non-Debt)	Various	27,721	4,706	420,000	52,913	-	52,913	440,000	330,000	440,000	-
Total:		27,721	4,706	420,000	52,913	-	52,913	440,000	330,000	440,000	-
Expenditures											
Traffic Calming Study/Prelim Design	3095.43780.101.570706	27,721	4,706	-	32,913	-	32,913	-	-	-	-
Traffic Data Collection	3095.43780.101.570706	-	-	20,000	20,000	-	20,000	-	-	-	-
Construction Management	3095.43780.101.570706	-	-	-	-	-	-	40,000	30,000	40,000	-
Construction (Jackson)	3095.43780.101.570955	-	-	250,000	-	-	-	250,000	-	-	-
Construction (Washington)	3095.43780.101.570955	-	-	-	-	-	-	-	300,000	300,000	-
Construction (side streets)	3095.43780.101.570955	-	-	150,000	-	-	-	150,000	-	100,000	-
Total:		27,721	4,706	420,000	52,913	-	52,913	440,000	330,000	440,000	-

**Village of Oak Park
Capital Improvement Fund Project Sheet
2021 - 2025**

Project: **Madison Street Redevelopment and Streetscaping**

Priority Code: **A**

Category: **Infrastructure Improvements**



Description:

The Village approved a Redevelopment Agreement in December of 2018 which includes the transfer of Village owned parcels at 700-728 Madison Street and right-of-way, the creation of a Pete's Fresh Market on the north side of Madison Street east of Oak Park Avenue, a senior living center on the south side of Madison, and for street resurfacing, streetscaping, and utility improvements on Madison from Oak Park Avenue to East Avenue. The Village previously completed conceptual streetscape designs and utility improvements that will be used as the basis of the design which will be refined and completed in coordination with the redevelopments' designs. Work includes street resurfacing, street lighting replacement, enhancements to the sidewalk and parkway areas, improved pedestrian crossings, and creating protected bike lanes. Redevelopment activities include utility relocation, environmental remediation, alley replacements, installations of cul de sacs, and miscellaneous site improvements.

Justification:

This project is in alignment with the Village Board's plan for improvement of this corridor. To improve the safety and appearance of the Madison Street business district, encourage development, and replace deteriorating infrastructure.

Current Status:

The Village approved the RDA in December of 2018. Streetscaping designs being completed in 2020 in coordination with the Senior Living Center's design and the proposed design of the Pete's Fresh Market. Utility relocation work for the Senior Living Center including relocating the Village's water and sewer mains is being completed in the 3rd quarter of 2020. Streetscape construction and water main replacement on Madison is scheduled for 2021.

Funding Sources	Account Number	Year End									
		Actuals		Budget	Amended Budget	Estimate	Recommended Budget				
		FY 2018	FY 2019	FY 2020	FY 2020	FY 2020	FY2021	FY 2022	FY 2023	FY 2024	FY 2025
TIF Reserves		-	3,013,783	5,885,000	8,678,980	2,135,181	685,000	2,305,226	-	-	-
Main Capital Fund Revenues (Non-Debt)	Various	-	-	-	-	36,431	-	1,751,279	-	-	-
5040 Fund Revenues	5040.43730.101.444401	-	-	-	-	-	-	1,100,000	-	-	-
Total:		-	3,013,783	5,885,000	8,678,980	2,171,612	685,000	5,156,505	-	-	-
Expenditures											
Streetscape Design	2072.41300.101.570698	-	-	-	179,643	179,643	-	-	-	-	-
Development Incentives & Environment	2072.41300.101.570698	-	3,000,000	5,835,000	8,335,000	-	685,000	1,650,000	-	-	-
Private Utility Relocation (ATT, ComEd, E	2072.41300.101.570698	-	-	-	-	1,500,000	-	-	-	-	-
Construction (Euclid W&S Relocation)	2072.41300.101.570698	-	-	-	-	291,201	-	-	-	-	-
Construction (Streetscape)	2072.41300.101.570698	-	-	-	-	-	-	655,226	-	-	-
Streetscape Design	2072.41300.101.570707	-	13,783	50,000	164,337	164,337	-	-	-	-	-
Construction Management (W&S Reloca	5040.43730.777.570707	-	-	-	-	25,000	-	-	-	-	-
Conceptual Landscape Design	3095.43780.101.570706	-	-	-	-	11,431	-	-	-	-	-
Construction Management (Streetscape)	3095.43780.101.570959	-	-	-	-	-	-	300,000	-	-	-
Construction (Streetscape)	3095.43780.101.570959	-	-	-	-	-	-	1,451,279	-	-	-
Construction (Water Main on Madison)	5040.43730.777.570707	-	-	-	-	-	-	1,100,000	-	-	-
Total:		-	3,013,783	5,885,000	8,678,980	2,171,612	685,000	5,156,505	-	-	-

Village of Oak Park
Capital Improvement Fund Project Sheet
2021 - 2025

Project: **Marion Street Crosswalk Repairs**

Priority Code: **A**

Category: **Infrastructure Improvements**



Description:

This project consists of replacing the existing bluestone in the crosswalks on North Marion Street installed in 2007 and making repairs to granite crosswalks on South Marion Street installed in 2011. Work also includes replacing the granite edging with a white concrete edging to minimize future repairs.

Justification:

The bluestone in the existing crosswalks is deteriorating due to freeze thaw and vehicle loading. The granite edging of the crosswalks is also failing at several locations.

Current Status:

Portions of this work was completed between 2015 and 2017 and again in 2019. Funds are shown in 2021 for additional repairs, as well as a placeholder should there be a need for future repairs .


		Year End									
Funding Sources	Account Number	Actuals		Budget	Amended Budget	Estimate	Recommended Budget				
		FY 2018	FY 2019	FY 2020	FY 2020	FY 2020	FY2021	FY 2022	FY 2023	FY 2024	FY 2025
Main Capital Fund Revenues (Non-Debt)	Various	-	24,134	-	-	-	25,000	-	-	-	25,000
Total:		-	24,134	-	-	-	25,000	-	-	-	25,000
Expenditures											
Construction	3095.43780.101.570953	-	24,134	-	-	-	25,000	-	-	-	25,000
Total:		-	24,134	-	-	-	25,000	-	-	-	25,000

**Village of Oak Park
Capital Improvement Fund Project Sheet
2021 - 2025**

Project: North Avenue Streetscape

Priority Codes: D

Category: Infrastructure Improvements



Description:

This project consists of streetscaping on North Avenue from Oak Park Avenue to Austin Boulevard with some safety modifications and median modification from Harlem to Oak Park Ave and is intended to be a shared project with the City of Chicago. The Village and CDOT previously worked together on a transportation study of North Avenue as well as an economic development stud which included recommendations for some of this work. IDOT is also planning a SMART corridor along North Ave to improve traffic flow and the Village entered into a Letter of Intent with the State for this work.

Justification:

The streetscaping work from Harlem to Oak Park Avenue was previously completed in 2006. The transportation study recommends a variety of streetscaping improvements. The project is intended to be designed by CDOT with the Village paying 50% of the costs for design and the Village's share of construction costs on the Village's side of North Avenue. The Village and CDOT would need to enter into agreements to move forward with this project.

Current Status:

IDOT's multi-year highway improvement plan includes \$1.8M for resurfacing North Avenue from Harlem to Cicero with work planned for 2022. Should the Village and CDOT desire to move forward with a potential safety and streetscape project the Village, the City, and IDOT will need to potentially delay the State's resurfacing work and start design work in 2021.

Funding Sources	Account Number	Year End									
		Actuals		Budget	Amended Budget	Estimate	Recommended Budget				
		FY 2018	FY 2019	FY 2020	FY 2020	FY 2020	FY 2021	FY 2022	FY 2023	FY 2024	FY 2025
Main Capital Fund Revenues (Non-Debt)	Various						50,000	300,000			
Transfer from Debt Service	3095.41300.101.491425	-	-	50,000	-	-	-	-	210,000	3,500,000	-
	Total:	-	-	50,000	-	-	50,000	300,000	210,000	3,500,000	-
Expenditures											
Transportation Study	1001.46202.101.530667	8,782	-	-	-	-	-	-	-	-	-
Design	3095.43780.101.570706	-	-	50,000	-	-	50,000	300,000	-	-	-
Construction	3095.43780.101.570959	-	-	-	-	-	-	-	150,000	3,500,000	-
Construction (SMART corridor local share)	3095.43780.101.570966	-	-	-	-	-	-	-	60,000	-	-
	Total:	8,782	-	50,000	-	-	50,000	300,000	210,000	3,500,000	-

**Village of Oak Park
Capital Improvement Fund Project Sheet
2021 - 2025**

Project: North Marion Street Streetscape

Priority Code: F

Category: Infrastructure Improvements



Entry Feature at Marion and Holley Court Garage

Description:

This project consists of installing streetscaping on the block of North Marion Street from Lake Street to Ontario Street to complete the last portion of DTOP along with sewer improvements to improve the capacity and reduce basement backups in portions of DTOP. The proposed scope includes new street and pedestrian lighting with outlets, traditional concrete sidewalks and curbs, asphalt resurfacing, crosswalk enhancements by Holley Court, pedestrian improvements at Ontario, street furniture, and sewer improvements. The scope was reduced to eliminate bluestone

Justification:

The streetscaping work was added to the design of the Lake Street Streetscape project by the Village Board in January of 2016. The construction of this one block was removed from the scope of the Lake Street project by the Village Board in 2017 to reduce the cost of the Lake Street project. Completing the streetscape on this block would complete the streetscape and unify the aesthetics for all of DTOP. Sewer improvements to interconnect two parallel sewers on Marion and extend a sewer south of the alley will improve capacity to buildings in DTOP.

Current Status:

Conceptual design for the decorative features and landscaping is complete. Engineering design and final landscaping design is approximately 60% complete and included in the Lake Street design work. Design work will be completed in 2021 with construction planned for 2022 pending Board approval.

Funding Sources	Account Number	Year End									
		Actuals		Budget	Amended Budget	Estimate	Recommended Budget				
		FY 2018	FY 2019	FY 2020	FY 2020	FY 2020	FY2021	FY 2022	FY 2023	FY 2024	FY 2025
Transfer from Debt Service	3095.41300.101.491425	-	-	-	-	-	-	-	#####	-	-
Total:		-	-	-	-	-	-	-	#####	-	-
Expenditures											
Construction Management	3095.43780.101.570959	-	-	-	-	-	-	-	100,000	-	-
Construction	3095.43780.101.570959	-	-	-	-	-	-	-	750,000	-	-
Construction Sewer	5040.43750.781.570707	-	-	-	-	-	-	-	250,000	-	-
Total:		-	-	-	-	-	-	-	#####	-	-

**Village of Oak Park
Capital Improvement Fund Project Sheet
2021 - 2025**

Oak Park Avenue Streetscaping and Resurfacing

Priority Code: **A**

Category: **Infrastructure Improvements**



Description:

This project includes the resurfacing of Oak Park Avenue from Roosevelt Road to North Avenue. The budget also includes streetscaping in the Hemingway Business District. The scope of the streetscaping is to be determined, so conceptual level costs have been allocated for those improvements which are assumed at \$3.1M total, shown for construction in 2022. The Village received \$2.56M in Federal Surface Transportation funds for this street resurfacing project which is scheduled for construction in 2021. Water and sewer improvements will also be constructed in 2021 in street resurfacing areas. Sewer replacement primarily in the Hemingway District along with water main improvements from South Boulevard to Lake Street, Chicago Avenue to Augusta Avenue and from Harrison Street to Jackson Boulevard are scheduled to be completed at the same time as the resurfacing or streetscaping in these areas. Currently, street resurfacing is planned for the entire length of Oak Park Avenue except for the Hemingway District (Randolph Street to Ontario Street) in 2021 using the \$2.56M in Federal Funds. The streetscaping work in the Hemingway District is planned for construction in 2022.

Justification:

Oak Park Avenue was last paved in 2004 and 2005 and will be in need of resurfacing by 2019. The project was originally scheduled for work in 2019 and 2020 but is being deferred to 2021 and 2022 to better coordinate with adjacent work on Lake Street and Madison Street.

Current Status:

Engineer estimate of \$2.56M in Federal Surface Transportation Funds for this project from the local council of mayors. The project would be built over two construction seasons due to the amount of work and to coordinate with adjacent projects. For the street resurfacing project in 2021, the Village will be invoiced for its portion of the project. Funding shown reflects Village's costs since the resurfacing project will be paid first by IDOT and the Village will be invoiced only for our share.

Funding Sources	Account Number	Year End									
		Actuals		Budget	Amended Budget	Estimate	Recommended Budget				
		FY 2018	FY 2019	FY 2020	FY 2020	FY 2020	FY 2021	FY 2022	FY 2023	FY 2024	FY 2025
MFT Revenues	2038.41300.101.435480	-	-	-	-	-	257,542	-	-	-	-
Transfer from Debt Service	3095.41300.101.491425	-	-	1,010,037	-	-	-	-	-	-	-
5040 Fund Revenues	5040.43730.101.444401	-	-	-	-	-	4,950,000	-	3,190,000	-	-
Main Capital Fund Revenues (Non-Debt)	Various	-	-	-	716,763	716,763	752,458	385,000	3,450,000	-	-
Total:		-	-	1,010,037	716,763	716,763	5,960,000	385,000	6,640,000	-	-
Expenditures											
Construction Resurfacing	2038.43780.101.570951	-	-	-	-	-	257,542	-	-	-	-
Design (Phase I-II)	3095.43780.101.570706	-	58,274	625,037	716,763	716,763	-	-	-	-	-
Phase II Design Streetscape	3095.43780.101.570706	-	-	385,000	-	-	-	385,000	-	-	-
Construction Management	5040.43780.101.570706	-	-	-	-	-	370,000	-	350,000	-	-
Construction Management	3095.43780.101.570706	-	-	-	-	-	-	-	-	-	-
Construction Resurfacing	3095.43780.101.570951	-	-	-	-	-	382,458	-	-	-	-
Construction Streetscape	3095.43780.101.570959	-	-	-	-	-	-	-	3,100,000	-	-
Construction Water Main	5040.43730.777.570707	-	-	-	-	-	4,950,000	-	3,190,000	-	-
Construction Sewer	5040.43750.781.570707	-	-	-	-	-	-	-	-	-	-
Total:		-	58,274	1,010,037	716,763	716,763	5,960,000	385,000	6,640,000	-	-

**Village of Oak Park
Capital Improvement Fund Project Sheet
2021 - 2025**

Project: **Pavement Preservation Treatments**

Priority Code: **A**

Category: **Infrastructure Improvements**



Description:

Maintenance of existing asphalt roadways with surface treatments to extend their life and improve the riding quality of the roadways and preserve the deeper layers of the pavement structure. Traditionally work performed is pavement patching, microsurfacing and crack filling on asphalt roadways that are currently in good or better condition, but new technologies such as pavement rejuvenators will be explored. Pavement patching is used to maintain existing asphalt and concrete roadways, as well as alleys which are not within five years of scheduled reconstruction.

Justification:

Surface treatments are a cost-effective way to extend the service life of asphalt roadways. Patching maintains overall riding quality, extends service life of roadways and minimizes the damage to vehicles for alleys which are more than 5 years from slated reconstruction. Other technologies will also be included as part of the annual projects to preserve the pavements in the Village such as rejuvenators which was piloted in 2019.

Current Status:

In 2020 and future years the various pavement preservation treatments (microsurfacing, crack filling, seal coating, pavement patching, rejuvenators, etc.) are being combined into a single account number to allow for the most flexibility in using the appropriate pavement preservation treatments depending on the conditions of the various streets being rehabilitated. This is an annual maintenance program.

Funding Sources	Account Number	Actuals		Budget	Amended Budget	Year End Estimate	Recommended Budget				
		FY 2018	FY 2019	FY 2020	FY2020	FY 2020	FY2021	FY 2022	FY 2023	FY 2024	FY 2025
Main Capital Fund Revenues (Non-Debt)	Various	401,480	353,883	500,000	475,000	475,000	150,000	450,000	450,000	450,000	450,000
Total:		401,480	353,883	500,000	475,000	475,000	150,000	450,000	450,000	450,000	450,000
Expenditures											
Construction (patching)	3095.43780.101.570951	150,000	-	50,000	25,000	25,000	-	-	-	-	-
Construction (microsurfacing)	3095.43780.101.570974	251,480	-	-	-	-	-	-	-	-	-
Construction (pavement preservation)	3095.43780.101.570977	-	353,883	450,000	450,000	450,000	150,000	450,000	450,000	450,000	450,000
Total:		401,480	353,883	500,000	475,000	475,000	150,000	450,000	450,000	450,000	450,000

**Village of Oak Park
Capital Improvement Fund Project Sheet
2021 - 2025**

Project: Paver Brick and Tree Pit/In-Ground Planter Maintenance Priority Code: A Category: Infrastructure Improvements



Description:

Work consists of replacing damaged or missing paver bricks, repairing tree pits and in-ground planters in various business districts.

Justification:

This work is necessary to eliminate safety tripping hazards in heavy pedestrian areas and improve the aesthetics of the business districts.

Current Status:

This work is ongoing by Public Works staff for the smaller jobs but contract work is necessary for larger volume or more complicated work. With the aging brick pavers in many of the business districts, there will be a need for this work for the foreseeable future.


Funding Sources	Account Number	Actuals		Budget	Amended Budget	Year End Estimate	Recommended Budget				
		FY 2018	FY 2019	FY 2020	FY 2020	FY 2020	FY 2021	FY 2022	FY 2023	FY 2024	FY 2025
Main Capital Fund Revenues (Non-Det)	Various	-	-	25,000	25,000	20,000	-	25,000	25,000	25,000	25,000
Total:		-	-	25,000	25,000	20,000	-	25,000	25,000	25,000	25,000
Expenditures											
Construction	3095.43780.101.570959	-	-	25,000	25,000	20,000	-	25,000	25,000	25,000	25,000
Total:		-	-	25,000	25,000	20,000	-	25,000	25,000	25,000	25,000

Village of Oak Park
Capital Improvement Fund Project Sheet
2021 - 2025

Project: Pedestrian Signal Upgrades

Priority Code: N/A

Category: Infrastructure Improvements



Description:

The Village received a Safe Routes to School Grant for this project which includes installing LED countdown pedestrian signals and upgrading equipment within the traffic signal controllers at signalized intersections. IDOT has already upgraded the 14 signals they have jurisdiction over in the Village with similar equipment as part of a separate State contract. The Federal grant is for \$137,280 for construction and construction engineering. The Village will be responsible for paying the balance.

Justification:

Pedestrian countdown signals will enhance the pedestrian safety at 19 of the Village's signalized intersections. Remaining intersections have been either upgraded by IDOT or are planned for upgrading as part of other projects at those intersections.

Current Status:

Construction was completed in 2019. The Village and the consultant are closing the project out with IDOT and expect to receive reimbursement of the \$123,158 in grant revenues this year. The Village paid for the project up front and will be reimbursed for 80% of the costs. The project was constructed under budget.

Funding Sources	Account Number	Actuals		Budget	Amended Budget	Year End Estimate	Recommended Budget				
		FY 2018	FY 2019	FY 2020	FY2020	FY 2020	FY2021	FY 2022	FY 2023	FY 2024	FY 2025
Main Capital Fund Revenues (Non-Debt)	Various	-	152,121	-	-	-	-	-	-	-	-
Grant Revenue	3095.43780.752.431400	-	-	-	123,158	123,158	-	-	-	-	-
Net Annual Total:		-	152,121	-	123,158	123,158	-	-	-	-	-
Expenditures											
Construction Management	3095.43780.101.570971	-	15,180	-	-	1,826	-	-	-	-	-
Construction	3095.43780.101.570971	-	136,941	-	-	-	-	-	-	-	-
Total:		-	152,121	-	-	1,826	-	-	-	-	-

**Village of Oak Park
Capital Improvement Fund Project Sheet
2021 - 2025**

Project: **Replacement of Parkway Trees**

Priority Code: **B**

Category: **Other/Miscellaneous**



Description:

The Village purchases and plants parkway trees annually. The Village has been a member of the Suburban Tree Consortium for several years. The consortium has approximately 40 members and this combined buying power allows member communities to direct the nurseries as to the size, species and specifications of trees to be grown and planted.

Justification:

Primarily, trees replace those that have been removed due to disease, insect infestation, damage or safety. The recent experience of tree removal is approximately 300-500 trees per year primarily due to Dutch Elm Disease (DED) and natural senescence. Due to spacing criteria, not every tree removed creates a planting space.

Current Status:

This is an annual program. Miscellaneous Revenue is collected each year to supplement budgeted costs. Revenue is generated from damage to public trees through law claims or construction and restitution collected for trees removed in association with development. At the funding level of \$200,000 annually, approximately 400 trees can be planted. \$60,000 of this budget will be spent on contract tree watering. The 2020 and 2021 programs have been reduced due to the COVID-19 pandemic.


Funding Sources	Account Number	Actuals		Budget	Amemded Budget	Year End Estimate	Recommended Budget				
		FY 2018	FY 2019	FY 2020	FY2020	FY 2020	FY2021	FY 2022	FY 2023	FY 2024	FY 2025
Sustainability Fund							50,000				
Main Capital Fund Revenues (Non-Debt)	Various	143,496	200,294	175,000	95,000	95,000	100,000	200,000	200,000	200,000	200,000
Total:		143,496	200,294	175,000	95,000	95,000	150,000	200,000	200,000	200,000	200,000
Expenditures											
Sustainable VOP projects	2310.41020.101.570851	-	-	-	-	-	50,000	-	-	-	-
Construction	3095.43780.101.570957	143,496	200,294	175,000	95,000	95,000	100,000	200,000	200,000	200,000	200,000
Total:		143,496	200,294	175,000	95,000	95,000	100,000	200,000	200,000	200,000	200,000

Village of Oak Park
Capital Improvement Fund Project Sheet
2021 - 2025

Project: **Resurfacing of Various Streets and Parking Lots**

Priority Code: **A**

Category: **Infrastructure Improvements**



Description:

This annual project consists of resurfacing and reconstructing local streets and resurfacing Village owned on-street and off-street parking lots.

Justification:

Local streets should be resurfaced every 15-20 years to maintain the deeper layers of asphalt, concrete or stone bases. Streets already deteriorated need to be reconstructed with deeper layers of asphalt or new base courses to restore their structural integrity.

Current Status:

The FY2020 Budget was reduced from \$1,000,000 to \$250,000 for local street resurfacing plus funds to close out prior years' projects. The 2020 resurfacing project will be built in the fall of 2020 and also include resurfacing of Austin Boulevard from Lake Street to Chicago Avenue (shown on separate CIP sheet) since this work was taken back from the City of Chicago due to timing of the City's resurfacing project relative to the Village's water main project which was delayed due to COVID. The 2021 resurfacing project will include traffic signal upgrades at the Garfield and Oak Park Ave intersection to add left turn arrows for the east and west direction to improve traffic flow.


Funding Sources	Account Number	Year End									
		Actuals		Budget	Amended Budget	Estimate	Recommended Budget				
		FY 2018	FY 2019	FY 2020	FY 2020	FY 2020	FY 2021	FY 2022	FY 2023	FY 2024	FY 2025
CDBG Grant Revenue	2083.46201.101.431400	569,034	138,128	105,000	105,000	105,000	405,000	400,000	400,000	400,000	400,000
Transfer from Debt Service	3095.41300.101.491425	2,195,909	-	-	-	-	-	-	-	-	-
5060 Fund Revenues	5060.43770.101.422481	135,093	34,566	-	-	-	-	-	-	-	-
Main Capital Fund Revenues (Non-D	Various	-	1,134,156	1,040,000	380,657	380,657	100,000	1,165,000	2,240,000	2,240,000	2,240,000
Grant Revenues (IJN Project 2014)		-	-	-	-	60,000	-	-	-	-	-
Revenues from Sidewalks at Maple Ave (SDOP Corp)		45,381	-	-	-	-	-	-	-	-	-
Total:		2,945,417	1,306,850	1,145,000	485,657	545,657	505,000	1,565,000	2,640,000	2,640,000	2,640,000
Expenditures											
Construction (CDBG)	2083.46201.668.583651	-	124,378	-	-	-	-	-	-	-	-
Construction (CDBG)	2083.46201.668.583652	569,034	13,750	105,000	105,000	105,000	405,000	400,000	400,000	400,000	400,000
Surveying	3095.43780.101.570706	29,000	19,150	40,000	-	-	-	40,000	40,000	40,000	40,000
Construction Engineering	3095.43780.101.570706	-	-	-	-	-	50,000	125,000	200,000	200,000	200,000
Design	3095.43780.101.570951	68,453	-	-	-	-	50,000	-	-	-	-
Construction Engineering	3095.43780.101.570951	186,275	78,811	-	-	-	-	-	-	-	-
Construction (Resurfacing)	3095.43780.101.570951	1,957,562	1,036,196	1,000,000	380,657	380,657	-	1,000,000	2,000,000	2,000,000	2,000,000
Construction (Signal Improvements)	3095.43780.101.570971	-	-	-	-	-	-	-	-	-	-
Construction (Parking Lots)	5060.43770.787.570707	135,093	34,566	-	-	-	-	-	-	-	-
Total:		2,945,417	1,306,850	1,145,000	485,657	485,657	505,000	1,565,000	2,640,000	2,640,000	2,640,000

**Village of Oak Park
Capital Improvement Fund Project Sheet
2021 - 2025**

Project: Sidewalk Replacement

Priority Code: A

Category: Infrastructure Improvements



Description:

This project consists of public sidewalk replacement. Primary funding is through Community Development Block Grant (CDBG) Funds since most work is an eligible expense for Americans with Disabilities Act (ADA) improvements. The project includes additional public right-of-way sidewalk that is not supported through CDBG funds such as carriage walks, 50-50 requests, project specific repairs and sidewalk cutting. Sidewalk cutting eliminates trip hazards by angle cutting sidewalks with elevation differences instead of full replacement, which will be utilized around schools and businesses to avoid the impacts from traditional concrete replacement.

Justification:

This project is critical for improving pedestrian safety and in complying with ADA.

Current Status:

The Village reduced the local CIP amount from \$50,000 to \$25,000 for FY2020 due to reduced revenues associated with COVID-19. The 2020 sidewalk project was bid in July and will be constructed in the fall of 2020.

Funding Sources		Year End									
		Actuals		Budget	Amended Budget	Estimate	Recommended Budget				
		FY 2018	FY 2019	FY 2020	FY 2020	FY 2020	FY2021	FY 2022	FY 2023	FY 2024	FY 2025
CDBG Grant Revenue	2083.46201.101.431400	200,000	278,751	300,000	300,000	300,000	200,000	200,000	200,000	200,000	200,000
Main Capital Fund Revenues (Nor	Various	25,409	34,138	50,000	50,000	25,000	25,000	50,000	50,000	50,000	50,000
Total:		225,409	312,889	350,000	350,000	325,000	225,000	250,000	250,000	250,000	250,000
Expenditures											
Construction CDBG	2083.46201.822.583652	200,000	278,751	300,000	300,000	300,000	200,000	200,000	200,000	200,000	200,000
Construction CIP Sidewalk	3095.43780.101.570953	25,409	34,138	50,000	25,000	25,000	25,000	50,000	50,000	50,000	50,000
Total:		225,409	312,889	350,000	325,000	325,000	225,000	250,000	250,000	250,000	250,000

Village of Oak Park
Capital Improvement Fund Project Sheet
2021 - 2025

Project: **South Boulevard Streetscape and Utility Improvement**

Priority Code: **A**

Category: **Infrastructure Improvement**



Description:

The Village received \$1,127,240 of federal TCSP grant funds to construct a streetscape project on South Boulevard and also received an additional \$300,000 in federal STP funds. The project was coordinated with the Lincoln Property development along South Boulevard. The project included sewer main lining and water main replacement on South Boulevard and full pavement replacement and streetscaping with decorative materials and lighting from Harlem Avenue to Marion Street, water main replacement from Harlem Avenue to Marion Street and sewer main lining on South Boulevard. The total construction cost paid by the State and the Village is invoiced for our share. The Village pays upfront for engineering and is reimbursed by the State.

Justification:

The Village received federal TCSP grant funds in 2012 to install the streetscape at this location and an additional \$300,000 in STP funds in December 2015.

Current Status:

The project was completed in 2019. The estimated total cost of the construction is \$3,145,000 with the Village's share estimated at \$1,880,000. Due to the delay in coordinating the work with the Lincoln Development, the Village approved a change order for construction and construction management to pay for the increased costs for labor, materials and coordination with the development and a second change order to fund the costs for provided a heated work environment to allow for the installation of the bricks and bluestone in the winter. Construction Engineering cost is \$258,712 with the Village share equal to \$107,027. The project is still being closed out with IDOT and final invoices have not been sent yet.

Funding Sources	Account Number	Year End									
		Actuals		Budget	Amended Budget	Estimate	Recommended Budget				
		FY 2018	FY 2019	FY 2020	FY 2020	FY 2020	FY2021	FY 2022	FY 2023	FY 2024	FY 2025
Reimbursement from Developer	3095.43780.101.431400	-	33,574	-	-	-	-	-	-	-	-
Grant Revenue	3095.43780.101.431400	-	42,016	-	-	-	-	-	-	-	-
Transfer from Debt Service	3095.41300.101.491425	212,719	-	-	-	-	-	-	-	-	-
Main Capital Fund Revenues (Non-Deb	Various	-	177,869	481,314	-	-	680,000	-	-	-	-
Total:		212,719	253,459	481,314	-	-	680,000	-	-	-	-
Expenditures											
Construction Management	3095.43780.101.570706	111,690	5,212	-	-	-	-	-	-	-	-
Construction	3095.43780.101.570959	101,029	172,657	481,314	-	-	680,000	-	-	-	-
Total:		212,719	177,869	481,314	-	-	680,000	-	-	-	-

**Village of Oak Park
Capital Improvement Fund Project Sheet
2021 - 2025**

Project: Street Furniture

Priority Code: D

Category: Infrastructure Improvement



Description:

Purchase of street furniture such as benches, Village trash cans and planter containers in business districts.

Justification:

Street furniture is regularly replaced in an effort to maintain aesthetically pleasing public areas. Replacement is necessary due to furniture becoming damaged or deteriorated.

Current Status:

The Village annually budgets for the purchase of these items and purchases them as necessary. There are now more different styles of decorative trash cans, planter containers and benches in the various business districts including Southtown, Pleasant District, DTOP Marion/Westgate, western Chicago Avenue and along Roosevelt Road. Having extra furniture in stock will allow for more timely replacement in the event there is damage from vehicles. The 2020 and 2021 programs have been reduced due to the COVID-19 pandemic.

Funding Sources	Account Number	Actuals		Budget	Amended Budget	Year End Estimate	Recommended Budget				
		FY 2018	FY 2019	FY 2020	FY 2020	FY 2020	FY2021	FY 2022	FY 2023	FY 2024	FY 2025
Main Capital Fund Revenues (Non-Det)	Various	-	-	15,000	-	-	-	15,000	15,000	15,000	15,000
Total:		-	-	15,000	-	-	-	15,000	15,000	15,000	15,000
Expenditures											
Construction	3095.43780.101.570958	-	-	15,000	-	-	-	15,000	15,000	15,000	15,000
Total:		-	-	15,000	-	-	-	15,000	15,000	15,000	15,000

**Village of Oak Park
Capital Improvement Fund Project Sheet
2021 - 2025**

Project: **Street Lighting System Rehabilitation/Energy Efficient Lighting**

Priority Code: **A**

Category: **Infrastructure Improvements**



Description:

Work involves major repairs to the street lighting system. Repairs include removing the temporary aerial wires and re-installing them underground as well as repairing temporary underground repairs. The project also involves the installation of energy efficient lighting as the opportunities present themselves. Older Street Light Cabinets are also in need of refurbishing.

Justification:

In an effort to maintain the street lighting system, temporary repairs are made in some instances so that the street lights remain on. These temporary repairs need to be made permanent at some point to maintain the integrity of the system. Energy efficient lighting, such as LED or induction lighting, is also installed when possible. This can save significant costs on energy and maintenance. As some of the street light cabinets age and become out of date, it is necessary to refurbish and update the hardware.

Current Status:

Funds had been planned to be used to refurbish two street light cabinets-one at Maple/Roosevelt and one at Berkshire/Harlem with another possible cabinet at Marion and Randolph. Due to the COVID-19 pandemic, these have been postponed for future work.

Expenditures	Account Number	Actuals		Budget	Amended Budget	Year End Estimate	Recommended Budget				
		FY 2018	FY 2019	FY 2020	FY 2020	FY 2020	FY 2021	FY 2022	FY 2023	FY 2024	FY 2025
Main Capital Fund Revenues (Non-Det)	Various	30,155	44,449	50,000	-	-	-	50,000	50,000	50,000	50,000
Total:		30,155	44,449	50,000	-	-	-	50,000	50,000	50,000	50,000
Expenditures											
Construction	3095.101-43780.570954	30,155	44,449	50,000	-	-	-	50,000	50,000	50,000	50,000
Total:		30,155	44,449	50,000	-	-	-	50,000	50,000	50,000	50,000

**Village of Oak Park
Capital Improvement Fund Project Sheet
2021 - 2025**

Project: **Thermoplastic Striping**

Priority Code: **A**

Category: **Infrastructure Improvements**



Description:

The Village re-stripes a portion of its streets each year in order to maintain their visibility using a material called Thermoplastic. Work will also include refreshing the striping and symbols used for bike lanes and "share the road" pavement markings. In addition, this work will also include repairing or replacing the specialty crosswalks such as those seen in the Harrison Arts District.

Justification:

Thermoplastic pavement markings typically last three to five years depending on traffic and weather. This material holds service life longer than using painted pavement markings.

Current Status:

This program is completed every other year. In 2021 Ridgeland Ave, Division, and other areas will be restriped where needed.

Funding Sources	Account Number	Actuals		Budget	Year End Estimate	Recommended Budget				
		FY 2018	FY 2019	FY 2020	FY 2020	FY 2021	FY 2022	FY 2023	FY 2024	FY 2025
Main Capital Fund Revenues (Non-De	Various	-	35,647	-	-	50,000	-	50,000	-	50,000
Total:		-	35,647	-	-	50,000	-	50,000	-	50,000
Expenditures										
Construction	3095.43780.101.570951	-	35,647	-	-	50,000	-	50,000	-	50,000
Total:		-	35,647	-	-	50,000	-	50,000	-	50,000

Village of Oak Park
Capital Improvement Fund Project Sheet
2021 - 2025

Project: **Traffic Calming Improvements**

Priority Code: **C**

Category: **Infrastructure Improvements**



Description:

Purchase and installation of traffic control devices, signs, banners and larger improvements to slow or calm traffic and improve safety. Traffic calming improvements are installed at locations based on resident requests and petition processes to reduce speeds and increase safety. Improvements consist of a variety of treatments including alley speed bumps, pedestrian crossing signs, traffic islands, stanchions for creating temporary diverters and islands, etc. Traffic calming also includes the installation of rapid rectangular flashing beacons and pedestrian activated blinking crosswalk signage for improving the safety of pedestrians on busy streets. Staff is proposing installing these at higher volume pedestrian crossings, near schools and parks, where vulnerable populations (children or elderly) have to cross major streets.

Justification:

Traffic calming improvements that are not as expensive or have less of an impact to the overall character of a neighborhood are typically installed based on requests if they are justified. Larger more costly improvements are done via petition processes and traffic studies to warrant their installation. Special Service Areas may be used to fund permanent installations for larger improvements and would be budgeted for in the following year.

Current Status:

This is an annual program. The budget includes approximately \$30,000 in future years for the installation of traffic calming devices to improve safety at crosswalks such as pedestrian-activated blinking crosswalk signage or Rapid Rectangular Flashing Beacons to improve 2 crosswalks per year. The budget include funds for installing larger traffic calming devices included in the traffic calming toolbox such as pinch points, bumpouts or speed tables (on the perimeter north-south streets) on residential streets which can cost from \$5,000-\$15,000 per installation. The budget also includes approximately \$5,000 for miscellaneous traffic calming devices as needed. In 2019 the Village will install a RRFB at Chicago and Woodbine adjacent to the Frank Lloyd Wright Home and Studio.

Funding Sources	Account Number	Actuals		Budget	Amended Budget	Year End Estimate	Recommended Budget				
		FY 2018	FY 2019	FY 2020	FY 2020	FY 2020	FY2021	FY 2022	FY 2023	FY 2024	FY 2025
Main Capital Fund Revenues (Non-Debt)	Various	13,004	14,190	47,000	15,000	2,500	10,000	10,000	20,000	50,000	20,000
Total:		13,004	14,190	47,000	15,000	2,500	10,000	10,000	20,000	50,000	20,000
Expenditures											
Construction (crosswalk enhancements)	3095.43780.101.570955	3,730	0	27,000	-	-	-	-	-	30,000	-
Construction (bumpouts/pinch pts/speed tables)	3095.43780.101.570955	9,274	14,190	15,000	15,000	2,500	5,000	5,000	15,000	15,000	15,000
Construction Misc.	3095.43780.101.570955	-	-	5,000	-	-	5,000	5,000	5,000	5,000	5,000
Total:		13,004	14,190	47,000	15,000	2,500	10,000	10,000	20,000	50,000	20,000

**Village of Oak Park
Capital Improvement Fund Project Sheet
2021 - 2025**

Project: **Traffic Signal Controller and Detection Equipment Replacement**

Priority Code: **A**

Category: **Infrastructure Improvements**



Description:

The project involves upgrading of the existing traffic signal controllers, vehicle detection loops and pedestrian crossing push buttons and signals with new equipment. The Village maintains 42 separate traffic signalized intersections. 26 of these are owned and maintained by the Village, 16 are owned by IDOT but maintained by the Village.

Justification:

Some of the existing traffic control equipment is obsolete and must be replaced. Existing vehicle detection equipment (traffic loops) have been repaired and will need work only as needed. Many of the older pedestrian crossing push buttons need to be replaced. Replacement traffic controller computers are approximately \$5,000, new cabinets are approximately \$10,000, traffic detector loops are approximately \$1,500 each and upgrading pedestrian push buttons can cost approximately \$10,000 per intersection.

Current Status:

This project is proposed to continue through 2025. Each year there will be a mixture of control box upgrades, detection loop installs or repairs and pedestrian crossing push button replacement. Funds are included to upgrade controllers and equipment at two intersections per year and for upgrading to an Independent Power Supply (IPS). Work will generally replace the oldest equipment first including the following intersections Lake/Harvey (new cabinet 2021), Lake /East (new cabinet 2021), Oak Park/Chicago (upgrade to IPS 2021), Lombard/Madison (new cabinet 2022), Home/Madison (new cabinet 2022), Chicago/Kenilworth (upgrade to IPS 2022), Oak Park/Pleasant (new cabinet 2023), Ridgeland/South Blvd (new cabinet 2023), Ridgeland/Lenox (upgrade to IPS 2023), Oak Park/North/South Blvds (new cabinet 2024), Oak Park/Harrison (new cabinet 2024), Madison/Wisconsin (upgrade to IPS 2024), Oak Park/Garfield (new cabinet 2025), Jackson/Highland (new cabinet 2025), Oak Park/Augusta (upgrade to IPS). This year due to the pandemic, the only current project is to refurbish a back up traffic signal control cabinet that can be used in case of an emergency.

Funding Sources	Account Number	Actuals		Budget	Amended Budget	Year End Estimate	Recommended Budget				
		FY 2018	FY 2019	FY 2020	FY 2020	FY 2020	FY2021	FY 2022	FY 2023	FY 2024	FY 2025
Main Capital Fund Revenues (Non-Det)	Various	27,700	42,192	45,000	25,000	16,790	20,000	45,000	45,000	45,000	45,000
Total:		27,700	42,192	45,000	25,000	16,790	20,000	45,000	45,000	45,000	45,000
Expenditures											
Construction	3095-43780-101-570971	27,700	42,192	45,000	25,000	16,790	20,000	45,000	45,000	45,000	45,000
Total:		27,700	42,192	45,000	25,000	16,790	20,000	45,000	45,000	45,000	45,000

**Village of Oak Park
Capital Improvement Fund Project Sheet
2021 - 2025**

Project: **Viaduct Lighting**
Viaduct Pedestrian Sidewalk Light

Priority Code: **N/A**
Warning Beacon

Category: **Infrastructure Improvements**



Description:

With the Viaduct Lighting improved in the high visible viaducts of Marion Street, Oak Park Avenue and Ridgeland Avenue, a more basic upgrade of the remaining viaducts is in order. The pedestrian and roadway lights and beacon warning lights will be upgraded to LED along with any needed conduit and control box replacement. The Viaducts are located at Maple Avenue, Clinton Avenue, Kenilworth Avenue, Euclid Avenue, East Avenue, Scoville Avenue, Harvey Avenue, Lombard Avenue and Humphrey Avenue.

Justification:

The lighting system for both roadway and sidewalks is aging and out of date. Some control boxes and conduit are decrepit and will also need replacement.

Current Status:

This project was started in 2019 and completed in early 2020. A portion of the work was also funded by the Sustainability Fund.

Funding Sources	Account Number	Actuals		Budget	Amended Budget	Year End Estimate	Recommended Budget				
		FY 2018	FY 2019	FY 2020	FY2020	FY 2020	FY2021	FY 2022	FY 2023	FY 2024	FY 2025
Main Capital Fund Revenues (Non-Debt)	Various	-	6,350	-	15,399	15,390	-	-	-	-	-
Total:		-	6,350	-	15,399	15,390	-	-	-	-	-
Expenditures											
Construction	3095.43780.101.570954	-	6,350	-	15,399	15,390	-	-	-	-	-
Total:		-	6,350	-	15,399	15,390	-	-	-	-	-

**Village of Oak Park
Capital Improvement Program
2021 - 2025**

Project: **Village Hall Parking and Landscaping Improvements**

Priority Code: **N/A**

Category: **Building Improvements**



Description:

Reconstruction/repaving of the Village Hall parking lot. Work will include removal of the existing asphalt, base repair, sewer repair, repaving of the parking lot, re-striping, repair of the basement-garage roof, and replacement of all existing light poles and fixtures. Landscaping improvements will include plantings in the parking lot island, perimeters of the parking lot; and upgrading the plaza area by installing tree pits, planters, upgraded street furniture and installation of hexagonal pavers.

Justification:

The existing parking lot is deteriorating and has several large areas that have completely failed. The existing lighting system is original from the 1970's and is in need of replacement, new and improved lighting will improve safety and appearance of the parking lot.

Current Status:

The project was completed in 2019 with punch list landscaping completed in the spring of 2020.

Funding Sources	Account Number	Year End									
		Actuals		Budget	Amended Budget	Estimate	Recommended Budget				
		FY 2018	FY 2019	FY2020	FY 2020	FY2020	FY 2021	FY2022	FY 2023	FY 2024	FY 2025
TIF Increment	2072.41300.101.411401	32,991	1,267,002	-	108,491	10,901	-	-	-	-	-
Main Capital Fund Revenues (Non-Debt)	Various	-	27,229	-	-	-	-	-	-	-	-
5060 Fund Revenues	5060.43770.101.422481	-	103,038	-	-	28,553	-	-	-	-	-
Total:		32,991	1,397,269	-	108,491	39,454	-	-	-	-	-
Expenditures											
Conceptual Landscape Design	2072-41300-101-570698	5,000	-	-	-	-	-	-	-	-	-
Design (Phase II- structural)	2072-41300-101-570707	8,400	3,886	-	-	-	-	-	-	-	-
Design (Phase II- lighting)	2072-41300-101-570707	11,128	-	-	-	-	-	-	-	-	-
Design (Phase II- landscaping)	2072-41300-101-570707	8,463	-	-	-	-	-	-	-	-	-
Construction	2072-41300-101-570707	-	1,263,116	-	108,491	10,901	-	-	-	-	-
Environmental	3095.43780.101.530667	-	500	-	-	-	-	-	-	-	-
Construction Management	3095.43780.101.530667	-	26,729	-	-	-	-	-	-	-	-
Construction Management	5060.43770.787.570707	-	36,116	-	-	25,030	-	-	-	-	-
Construction (Charging Stations)	5060-43770-787-570707	-	66,922	-	-	3,523	-	-	-	-	-
Total:		32,991	1,397,269	-	108,491	39,454	-	-	-	-	-

**Village of Oak Park
Capital Improvement Fund Project Sheet
2021 - 2025**

Washington Boulevard Resurfacing

Priority Code: F

Category: Infrastructure Improvements



Description:

This project includes the resurfacing of Washington Boulevard from Harlem Avenue to Austin Boulevard which is an unmarked State Highway under IDOT jurisdiction. The resurfacing costs shown are for the parking lane and for ADA improvements.

Justification:

Washington Boulevard was last resurfaced in 1999. It is not included in the current IDOT multi-year capital plan for 2017-2022. Staff requested IDOT include this in their CIP plan when it was being developed but due to the relatively good pavement condition, it wasn't included. Staff will work with IDOT to ensure it gets resurfaced when needed.

Current Status:

IDOT's multi-year highway improvement plan includes \$678,000 for resurfacing Washington Blvd from Harlem to Austin. Work is tentatively planned for some time between 2023 and 2025. The Village will coordinate with IDOT for this project. The Village will likely be responsible for costs for resurfacing the parking lanes and sidewalk improvements per IDOT policies.

Funding Sources	Account Number	Actuals		Budget	Year End Estimate	Recommended Budget				
		FY 2018	FY 2019	FY 2020	FY 2020	FY 2021	FY 2022	FY 2023	FY 2024	FY 2025
Transfer from Debt Service	3095.41300.101.491425	-	-	-	-	-	-	1,000,000	-	-
Total:		-	-	-	-	-	-	1,000,000	-	-
Expenditures										
Construction	3095.43780.101.570951	-	-	-	-	-	-	1,000,000	-	-
Total:		-	-	-	-	-	-	1,000,000	-	-

**Village of Oak Park
Capital Improvement Fund Project Sheet
2021 - 2025**

Project: Washington Boulevard Signal Improvements

Priority Code: N/A

Category: Infrastructure Improvements



Description:

Installation of a new traffic signal at the intersection of Washington Boulevard and Wisconsin Avenue. Work also includes installation of fiber optic lines to communicate with the Village's interconnected signal network. Washington is a State highway administered by IDOT.

Justification:

In 2012 the Village requested approval to install a traffic signal at this intersection to reduce the accident rate, improve pedestrian safety, facilitate the movement of traffic between business districts and eliminate disobeying of right-turn-only restrictions.

Current Status:

The project was completed and activated in 2018.

Funding Sources	Account Number	Actuals		Budget	Year End Estimate	Recommended Budget				
		FY 2018	FY 2019			FY 2021	FY 2022	FY 2023	FY 2024	FY 2025
Main Capital Fund Revenues (Non-Debt)	Various	25,939	-	-	-	-	-	-	-	-
Total:		25,939	-	-	-	-	-	-	-	-
Expenditures										
Construction	3095.43780.101.570971	3,355	-	-	-	-	-	-	-	-
Construction	3095.43780.802.570971	22,584	-	-	-	-	-	-	-	-
Total:		25,939	-	-	-	-	-	-	-	-

**Village of Oak Park
Capital Improvement Fund Project Sheet
2021 - 2025**

Project: **Wayfinding Signage Fabrication and Installation**

Priority Code: **D**

Category: **Infrastructure Improvements**



Description:

Fabrication and installation of a new/ revised Wayfinding System to be installed throughout the community. The current system, installed in 2003, had approximately 700 monument and light pole signs and maps many of which have been removed due to damage or are not current.

Justification:

As a culturally rich community with multiple areas of interest including business corridors, a robust wayfinding system for tourists, residents and workers is essential. The current wayfinding system has been deemed ineffective and under-utilized. This project aligns with the Village Board goal of creating a dementia-friendly community.

Current Status:

Wayfinding System analysis and design (Project Phases 1 & 2) was substantially completed in 2017 with recommendations for fabrication and installation pending Village Board review. Wayfinding signage is included 2022 budget for final design with installations shown for 2023 and beyond. Costs shown are based on original design. Staff will present revised concepts for Board concurrence prior to adoption of future years' budgets.

Funding Sources	Account Number	Actuals		Budget	Year End Estimate	Recommended Budget				
		FY 2018	FY 2019	FY 2020	FY 2020	FY2021	FY 2022	FY 2023	FY 2024	FY 2025
Main Capital Fund Revenues (Non-Det)	Various	-	-	-	-	-	65,000	250,000	200,000	200,000
	Total:	-	-	-	-	-	65,000	250,000	200,000	200,000
Expenditures										
Final Design (Phase II)	3095.43780.101.570959	-	-	-	-	-	65,000	-	-	-
Fabrication & Installation	3095.43780.101.570959	-	-	-	-	-	-	250,000	200,000	200,000
	Total:	-	-	-	-	-	65,000	250,000	200,000	200,000

**Village of Oak Park
Capital Improvement Fund Project Sheet
2021 - 2025**

Project: Old IDOT Projects - Various

Priority Code: A

Category: Infrastructure Improvements



Description:

When the Village receives State or Federal funds to construct various improvements, typically the State pays for the construction up front and invoices the Village for the local share of the work which is typically at an 80/20 rate. The State can take several years to send final invoices for projects.

Justification:

The Board previously approved the various projects and entered into Local Agency Agreements with the State of Illinois for the projects and cost sharing responsibilities.

Current Status:

Work is complete on all of the projects. IDOT has not sent final invoices for the Village's share of the various projects.

Funding Sources	Account Number	Actuals		Budget	Amended Budget	Year End Estimate	Recommended Budget				
		FY 2018	FY 2019	FY 2020	FY 2020	FY 2020	FY 2021	FY 2022	FY 2023	FY 2024	FY 2025
Transfer from Debt Service	3095.41300.101.491425	542,051	-	-	-	-	-	-	-	-	-
Main Capital Fund Revenues (Non-Debt)	Various	-	-	-	31,682	-	31,682	-	-	-	-
Total:		542,051	-	-	31,682	-	31,682	-	-	-	-

Expenditures											
Harlem Avenue Bridge Study, Phase 1	3095.43780.101.570706	-	-	-	2,223	-	2,223	-	-	-	-
2014 Ridgeland Avenue Resurfacing	3095.43780.101.570951	19,349	-	-	-	-	-	-	-	-	-
2011 Roosevelt Road Streetscape	3095.43780.101.570959	491,631	-	-	-	-	-	-	-	-	-
2014 IDOT Traffic Signal Controller Upgrades	3095.43780.101.570966	-	-	-	29,459	-	29,459	-	-	-	-
2012 Marion Street and Ridgeland Avenue Viaduc	3095.43780.101.570972	31,071	-	-	-	-	-	-	-	-	-
Total:		542,051	-	-	31,682	-	31,682	-	-	-	-

Village of Oak Park
Capital Improvement Fund Summary
2021 - 2025

Madison St. TIF Fund (2072)						Actuals		Budget	Amended Budget	Year End Estimate	Recommended Budget				
Capital Project	Fund	Dept	Prgm	Account	Priority Code	FY 2018	FY 2019	FY 2020	FY 2020	FY 2020	FY 2021	FY 2022	FY 2023	FY 2024	FY 2025
Madison St. Resurfacing and Road Diet	2072	41300	101	570707	A	175,361	5,404,597	-	1,090,152	1,020,152	-	-	-	-	-
Madison St. Redevelopment and Streetscaping	2072	41300	101	570707	A	-	13,783	50,000	164,337	164,337	-	-	-	-	-
Madison St. Redevelopment and Streetscaping	2072	41300	101	570698	A	-	3,000,000	5,835,000	8,514,643	1,970,844	685,000	2,305,226	-	-	-
Lexington Development	2072	41300	101	570698	A	231,602	258,209	24,000	200,621	35,500	10,000	-	-	-	-
						406,963	8,676,589	5,909,000	9,969,753	3,190,833	695,000	2,305,226	-	-	-

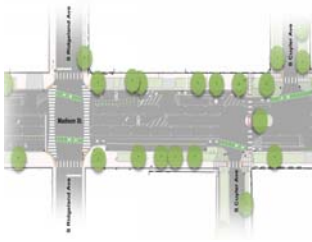
Priority Scale
A= Essential and Immediate Need
B= Essential, but may be delayed
C= Optional but beneficial to the Village through increased productivity, safety, etc.
D= Optional but beneficial to the Village in social, cultural or aesthetic ways
F= Future project, no 2020 expenditures

**Village of Oak Park
Capital Improvement Fund Project Sheet
2021 - 2025**

Project: **Madison Street Resurfacing and Road Diet**

Priority Code: **A**

Category: **Infrastructure Improvements**



Description:

Work includes the resurfacing of Madison Street from Harlem Avenue to Oak Park Avenue and from East Avenue to Austin Boulevard as well as pavement markings to create a road diet for the entire length of Madison Street from Harlem Avenue to Austin Boulevard. Streetscaping and redevelopment work from Oak Park to East Ave according to the RDA will be completed under a separate project and is shown on a separate sheet. The street resurfacing and road diet project includes spot safety improvements at Kenilworth Avenue, Scoville, Cuyler, Humphrey, and other intersection crossings as well as sewer rehabilitation with lining and small sections of sewer main replacement. A separate project to implement traffic calming on the parallel streets of Jackson and Washington Boulevards as well as side streets is shown on a separate project sheet.

Justification:

Madison Street was last resurfaced in 2005 and is in need of resurfacing. This project is in alignment with the Village Board's plan for improvement of this corridor.

Current Status:

The Village Board awarded the construction contract for the resurfacing and road diet in November of 2018. In July of 2019 the Village Board approved adding scope to replace deteriorated brick parkways from Humphrey to Austin. Construction was substantially completed in 2019 with punch list work completed in 2020.

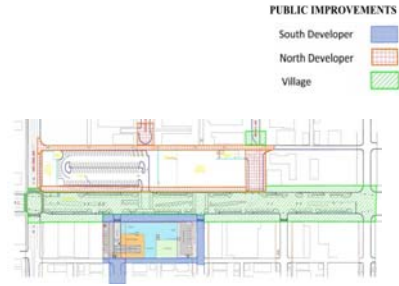
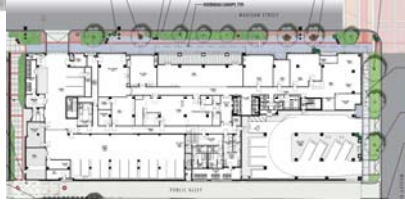
Funding Sources	Account Number	Year End									
		Actuals		Budget	Amended Budget	Estimate	Recommended Budget				
		FY 2018	FY 2019	FY 2020	FY 2020	FY 2020	FY 2021	FY 2022	FY 2023	FY 2024	FY 2025
TIF Reserves		175,361	5,404,597	-	1,290,152	1,020,152	-	-	-	-	-
Misc. Revenues from RUSH Hospital		-	50,000	-	-	-	-	-	-	-	-
Total:		175,361	5,454,597	-	1,290,152	1,020,152	-	-	-	-	-
Expenditures											
Environmental	2072.41300.101.570707	3,385	18,424	-	-	-	-	-	-	-	-
Madison Road Diet Traffic Study	2072.41300.101.570707	4,060	-	-	-	-	-	-	-	-	-
Design	2072.41300.101.570707	167,916	50,179	-	-	-	-	-	-	-	-
Construction Management	2072.41300.101.570707	-	420,876	-	38,132	38,132	-	-	-	-	-
Construction (Resurfacing and Road Diet)	2072.41300.101.570707	-	4,915,118	-	1,252,020	982,020	-	-	-	-	-
Total:		175,361	5,404,597	-	1,290,152	1,020,152	-	-	-	-	-

**Village of Oak Park
Capital Improvement Fund Project Sheet
2021 - 2025**

Project: **Madison Street Redevelopment and Streetscaping**

Priority Code: **A**

Category: **Infrastructure Improvements**



PUBLIC IMPROVEMENTS

- South Developer
- North Developer
- Village

Description:

The Village approved a Redevelopment Agreement in December of 2018 which includes the transfer of Village owned parcels at 700-728 Madison Street and right-of-way, the creation of a Pete's Fresh Market on the north side of Madison Street east of Oak Park Avenue, a senior living center on the south side of Madison, and for street resurfacing, streetscaping, and utility improvements on Madison from Oak Park Avenue to East Avenue. The Village previously completed conceptual streetscape designs and utility improvements that will be used as the basis of the design which will be refined and completed in coordination with the redevelopments' designs. Work includes street resurfacing, street lighting replacement, enhancements to sidewalk and parkway areas, improved pedestrian crossings, and creating protected bike lanes. Redevelopment activities include utility relocation, environmental remediation, alley replacements, installations of cul de sacs, and miscellaneous site improvements.

Justification:

This project is in alignment with the Village Board's plan for improvement of this corridor. To improve the safety and appearance of the Madison Street business district, encourage development, and replace deteriorating infrastructure.

Current Status:

The Village approved the RDA in December of 2018. Streetscaping designs being completed in 2020 in coordination with the Senior Living Center's design and the proposed design of the Pete's Fresh Market. Utility relocation work for the Senior Living Center including relocating the Village's water and sewer mains is being completed in the 3rd quarter of 2020. Streetscape construction and water main replacement on Madison is scheduled for 2021.

Funding Sources	Account Number	Year End									
		Actuals		Budget	Amended Budget	Estimate	Recommended Budget				
		FY 2018	FY 2019	FY 2020	FY 2020	FY 2020	FY2021	FY 2022	FY 2023	FY 2024	FY 2025
TIF Reserves		-	3,013,783	5,885,000	8,678,980	2,135,181	685,000	2,305,226	-	-	-
Main Capital Fund Revenues (Non-Debt)	Various	-	-	-	-	36,431	-	1,751,279	-	-	-
5040 Fund Revenues	5040.43730.101.444401	-	-	-	-	-	-	1,100,000	-	-	-
Total:		-	3,013,783	5,885,000	8,678,980	2,171,612	685,000	5,156,505	-	-	-
Expenditures											
Streetscape Design	2072.41300.101.570698	-	-	-	179,643	179,643	-	-	-	-	-
Development Incentives & Environment	2072.41300.101.570698	-	3,000,000	5,835,000	8,335,000	-	685,000	1,650,000	-	-	-
Private Utility Relocation (ATT, ComEd, E	2072.41300.101.570698	-	-	-	-	1,500,000	-	-	-	-	-
Construction (Euclid W&S Relocation)	2072.41300.101.570698	-	-	-	-	291,201	-	-	-	-	-
Construction (Streetscape)	2072.41300.101.570698	-	-	-	-	-	-	655,226	-	-	-
Streetscape Design	2072.41300.101.570707	-	13,783	50,000	164,337	164,337	-	-	-	-	-
Construction Management (W&S Reloc	3095.43780.101.530667	-	-	-	-	25,000	-	-	-	-	-
Conceptual Landscape Design	3095.43780.101.570706	-	-	-	-	11,431	-	-	-	-	-
Construction Management (Streetscape	3095.43780.101.570959	-	-	-	-	-	-	300,000	-	-	-
Construction (Streetscape)	3095.43780.101.570959	-	-	-	-	-	-	1,451,279	-	-	-
Construction (Water Main on Madison)	5040.43750.777.570707	-	-	-	-	-	-	1,100,000	-	-	-
Total:		-	3,013,783	5,885,000	8,678,980	2,171,612	685,000	5,156,505	-	-	-

**Village of Oak Park
Capital Improvement Program
2021 - 2025**

Project: Lexington Development

Priority Code: A

Category: Infrastructure Improvements



Description:

The project involves the environmental remediation work at the Lexington Development site associated with a former dry cleaners as the Village is responsible for the environmental remediation costs per the Redevelopment Agreement and Environmental Remediation Agreement.

Justification:

To improve the safety and appearance of the Madison Street business district and to encourage development.

Current Status:

Environmental remediation work is complete with final closeout with the IEPA in late 2020 and into 2021.

Funding Sources	Account Number	Year End									
		Actuals		Budget	Amended Budget	Estimate	Recommended Budget				
		FY 2018	FY 2019	FY 2020	FY 2020	FY 2020	FY 2021	FY 2022	FY 2023	FY 2024	FY 2025
TIF Reserves		231,602	258,209	24,000	200,621	35,500	10,000	-	-	-	-
Total:		231,602	258,209	24,000	200,621	35,500	10,000	-	-	-	-
Expenditures											
Environmental Remediation	2072.41300.101.570698	231,602	258,209	24,000	200,621	35,500	10,000	-	-	-	-
Total:		231,602	258,209	24,000	200,621	35,500	10,000	-	-	-	-

Village of Oak Park
CDBG Infrastructure Fund Summary
2021 - 2025

CDBG Infrastructure Fund (2083)						Actuals		Budget	Amended Budget	Year End Estimate	Recommended Budget				
Project	Fund	Dept	Prgm	Account	Priority Code	FY 2018	FY 2019	FY 2020	FY 2020	FY 2020	FY2021	FY 2022	FY 2023	FY 2024	FY 2025
Alley Improvements	2083	46201	101	583657	A	171,515	285,000	300,000	315,000	15,000	400,000	375,000	375,000	375,000	375,000
Resurfacing of Various Streets and Parking Lots	2083	46201	101	583651	A	569,034	138,128	105,000	105,000	105,000	405,000	400,000	400,000	400,000	400,000
Sidewalk Replacement	2083	46201	101	583656	A	200,000	278,751	300,000	300,000	300,000	200,000	200,000	200,000	200,000	200,000
Lead Water Service Replacement- Private	2083	46201	101	583655	A	-	-	50,000	50,000	50,000	50,000	50,000	50,000	50,000	50,000
						940,549	701,879	755,000	770,000	470,000	1,055,000	1,025,000	1,025,000	1,025,000	1,025,000

Priority Scale
A= Essential and Immediate Need
B= Essential, but may be delayed
C= Optional but beneficial to the Village through increased productivity, safety, etc.
D= Optional but beneficial to the Village in social, cultural or aesthetic ways
F= Future project, no 2021 expenditures
N/A= Project Complete, no 2021 or future expenditures

**Village of Oak Park
Capital Improvement Fund Project Sheet
2021 - 2025**

Project: **Alley Improvements**

Priority Code: **A**

Category: **Infrastructure Improvements**



Description:

Reconstruction of alleys in deteriorated condition. Existing alleys are completely removed and replaced with new concrete alleys which have an inverted crown to improve drainage in the alley and backyards. Some alleys require storm drains and sewers due to flat topography. Permeable alleys can be constructed if residents pay for increased cost through an SSA. In 2017 and future years the alley project includes \$50,000 in pavement patching funds to patch alleys which are not scheduled for replacement in the near future. The alley design and replacement by the Lincoln Development is also shown with that project.

Justification:

Alleys provide the primary means of garage and parking access for the majority of residents as well as being used for refuse collection.

Current Status:

The 2020 Alley project was canceled due to budget impacts from COVID-19. The 2020 project was partially funded through a \$475,000 grant from MWRD for green alleys. MWRD agreed to defer construction of the project until 2021. The project will be re-bid in the fall of 2020 for construction in 2021. \$50,000 in alley pavement patching is included in the alley project to patch alleys.


Funding Sources	Account Number	Year End									
		Actuals		Budget	Amended Budget	Estimate	Recommended Budget				
		FY 2018	FY 2019	FY 2020	FY 2020	FY 2020	FY2021	FY 2022	FY 2023	FY 2024	FY 2025
Transfer from Debt Service	3095.41300.101.491425	2,804,166	-	-	52,447	53,880	-	1,380,000	2,075,000	2,075,000	2,075,000
Main Capital Fund Revenues (Non-Deb)	Various		1,834,941	1,173,050	-	-	-	-	-	-	-
CDBG Grant Revenue	2083.46201.101.431400	171,515	285,000	300,000	315,000	15,000	400,000	375,000	375,000	375,000	375,000
Grant Revenue- MWRD	3095.43700.815.440477	-	-	475,000	-	-	-	-	-	-	-
Total:		2,975,681	2,119,941	1,948,050	367,447	68,880	400,000	1,755,000	2,450,000	2,450,000	2,450,000
Expenditures											
Construction (CDBG)	2083.46201.101.583657	171,515	285,000	300,000	315,000	15,000	400,000	375,000	375,000	375,000	375,000
Construction (CIP Alley)	3095.43780.101.570964	2,561,433	1,482,020	913,050	14,971	16,415	-	1,000,000	1,750,000	1,750,000	1,750,000
Construction (Pavement Patching)	3095.43780.101.570951		50,000	50,000	-	-	-	50,000	50,000	50,000	50,000
Construction Management	3095.43780.101.570964	199,931	205,134	100,000	3,476	3,465	-	110,000	150,000	150,000	150,000
Design (Phase I-II)	3095.43780.101.570964	42,802	72,508	110,000	34,000	34,000	-	220,000	125,000	125,000	125,000
Environmental	3095.43780.101.570964	-	11,065	-	-	-	-	-	-	-	-
Geotechnical	3095.43780.101.530667	-	14,214	-	-	-	-	-	-	-	-
Total:		2,975,681	2,119,941	1,473,050	367,447	68,880	400,000	1,755,000	2,450,000	2,450,000	2,450,000

**Village of Oak Park
Capital Improvement Fund Project Sheet
2021 - 2025**

Project: **Resurfacing of Various Streets and Parking Lots**

Priority Code: **A**

Category: **Infrastructure Improvements**



Description:

This annual project consists of resurfacing and reconstructing local streets and resurfacing Village owned on-street and off-street parking lots.

Justification:

Local streets should be resurfaced every 15-20 years to maintain the deeper layers of asphalt, concrete or stone bases. Streets already deteriorated need to be reconstructed with deeper layers of asphalt or new base courses to restore their structural integrity.

Current Status:

The FY2020 Budget was reduced from \$1,000,000 to \$250,000 for local street resurfacing plus funds to close out prior years' projects. The 2020 resurfacing project will be built in the fall of 2020 and also include resurfacing of Austin Boulevard from Lake Street to Chicago Avenue (shown on separate CIP sheet) since this work was taken back from the City of Chicago due to timing of the City's resurfacing project relative to the Village's water main project which was delayed due to COVID. The 2021 resurfacing project will include traffic signal upgrades at the Garfield and Oak Park Ave intersection to add left turn arrows for the east and west direction to improve traffic flow.


		Year End									
Funding Sources	Account Number	Actuals		Budget	Amended Budget	Estimate	Recommended Budget				
		FY 2018	FY 2019	FY 2020	FY 2020	FY 2020	FY 2021	FY 2022	FY 2023	FY 2024	FY 2025
CDBG Grant Revenue	2083.46201.101.431400	569,034	138,128	105,000	105,000	105,000	405,000	400,000	400,000	400,000	400,000
Transfer from Debt Service	3095.41300.101.491425	2,195,909	-	-	-	-	-	-	-	-	-
5060 Fund Revenues	5060.43770.101.422481	135,093	34,566	-	-	-	-	-	-	-	-
Main Capital Fund Revenues (Non-D	Various	-	1,134,156	1,040,000	380,657	380,657	100,000	1,165,000	2,240,000	2,240,000	2,240,000
Grant Revenues (UN Project 2014)		-	-	-	-	60,000	-	-	-	-	-
Revenues from Sidewalks at Maple Ave (SDOP Corp)		45,381	-	-	-	-	-	-	-	-	-
Total:		2,945,417	1,306,850	1,145,000	485,657	545,657	505,000	1,565,000	2,640,000	2,640,000	2,640,000
Expenditures											
Construction (CDBG)	2083.46201.668.583651	-	124,378	-	-	-	-	-	-	-	-
Construction (CDBG)	2083.46201.668.583652	569,034	13,750	105,000	105,000	105,000	405,000	400,000	400,000	400,000	400,000
Surveying	3095.43780.101.570706	29,000	19,150	40,000	-	-	-	40,000	40,000	40,000	40,000
Construction Engineering	3095.43780.101.570706	-	-	-	-	-	50,000	125,000	200,000	200,000	200,000
Design	3095.43780.101.570951	68,453	-	-	-	-	50,000	-	-	-	-
Construction Engineering	3095.43780.101.570951	186,275	78,811	-	-	-	-	-	-	-	-
Construction (Resurfacing)	3095.43780.101.570951	1,957,562	1,036,196	1,000,000	380,657	380,657	-	1,000,000	2,000,000	2,000,000	2,000,000
Construction (Signal Improvements)	3095.43780.101.570971	-	-	-	-	-	-	-	-	-	-
Construction (Parking Lots)	5060.43770.787.570707	135,093	34,566	-	-	-	-	-	-	-	-

**Village of Oak Park
Capital Improvement Fund Project Sheet
2021 - 2025**

Project: **Sidewalk Replacement**

Priority Code: **A**

Category: **Infrastructure Improvements**



Description:

This project consists of public sidewalk replacement. Primary funding is through Community Development Block Grant (CDBG) Funds since most work is an eligible expense for Americans with Disabilities Act (ADA) improvements. The project includes additional public right-of-way sidewalk that is not supported through CDBG funds such as carriage walks, 50-50 requests, project specific repairs and sidewalk cutting. Sidewalk cutting eliminates trip hazards by angle cutting sidewalks with elevation differences instead of full replacement, which will be utilized around schools and businesses to avoid the impacts from traditional concrete replacement.

Justification:

This project is critical for improving pedestrian safety and in complying with ADA.

Current Status:

The Village reduced the local CIP amount from \$50,000 to \$25,000 for FY2020 due to reduced revenues associated with COVID-19. The 2020 sidewalk project was bid in July and will be constructed in the fall of 2020.

Funding Sources	Account Balance	Year End									
		Actuals		Budget	Amended Budget	Estimate	Recommended Budget				
		FY 2018	FY 2019	FY 2020	FY 2020	FY 2020	FY2021	FY 2022	FY 2023	FY 2024	FY 2025
CDBG Grant Revenue	2083.46201.101.431400	200,000	34,138	50,000	25,000	25,000	200,000	200,000	200,000	200,000	200,000
Transfer from Debt Service	4025.41300.101.491425	25,409	278,751	300,000	300,000	300,000	-	50,000	50,000	50,000	50,000
Total:		225,409	312,889	350,000	325,000	325,000	200,000	250,000	250,000	250,000	250,000
Expenditures											
Construction CDBG	2083.46201.822.583652	200,000	278,751	300,000	300,000	300,000	200,000	200,000	200,000	200,000	200,000
Construction CIP Sidewalk	3095.43780.101.570953	25,409	34,138	50,000	25,000	25,000	-	50,000	50,000	50,000	50,000
Total:		225,409	312,889	350,000	325,000	325,000	200,000	250,000	250,000	250,000	250,000

**Village of Oak Park
Capital Improvement Fund Project Sheet
2021 - 2025**

Project: **Lead Water Service Replacement Program Private Side**

Priority Code: **A**

Category: **Infrastructure Improvements**



Description:

The IEPA and IDPH are considering legislation which requires communities to establish a program to remove lead water services (both public side and private side) from the water system over a period of time. The Village has approximately 12,000 water services that are either known to be lead or have unknown materials and assumed to be lead.

Justification:

The IEPA and IDPH are considering requiring communities to submit their plans for removing these lead services over a currently undefined timeframe.

Current Status:

The Village is currently reviewing ways to address the pending regulations regarding lead water service replacements as well as looking into funding options such as the State's low interest loans. The program is for the development of a cost sharing program for the private side service using CDBG funds for eligible residents. The average cost of service line replacement on the private side is approximately \$6,000.

In 2020 the Village reported to the Illinois EPA that there are a total of 12,587 water service lines in the water system. Of that total, 4,735 services have lead pipe on either the private side line or the public side line. The private side is from the water meter in the house to the shut off valve in the parkway. The public side is from the shutoff valve in the parkway to the watermain in the street. In addition there are 5,992 services that have unknown material on either the public side or private side. Assuming the worst case scenario there could be a total of (4,735+5,992) 10,727 lead services.

Funding Sources	Account Number	Actuals		Budget	Year End Estimate	Recommended Budget				
		FY 2018	FY 2019	FY2020	FY2020	FY 2021	FY2022	FY 2023	FY 2024	FY 2025
CDBG Grant Revenue	2083.46201.101.431400			50,000	50,000	50,000	50,000	50,000	50,000	50,000
5040 Fund Revenues	5040.43730.101.444401	-	-	-	-	-	-	200,000	200,000	200,000
Total:		-	-	50,000	50,000	50,000	50,000	250,000	250,000	250,000
Expenditures										
Construction (CDBG)	2083.46201.101.583655			50,000	50,000	50,000	50,000	50,000	50,000	50,000
Construction	5040.43730.777.570707		-	-	-	-	-	200,000	200,000	200,000
Total:		-	-	50,000	50,000	50,000	50,000	250,000	250,000	250,000

SUSTAINABILITY FUND #2310

EXECUTIVE SUMMARY

The Village Manager's Office oversees sustainability initiatives and this Fund was established in 2009 with grant funds for the hiring of a position to support sustainability efforts in the Village. After the grant expired, all sustainability related costs have been provided via a transfer from the Environmental Service Fund which generates revenue from waste hauling fees.

Beginning in 2016, as part of the Village's Community Choice electrical aggregation program, a .003/kWh local fee to support the Smart City USA renewable energy projects within the Village was established. That revenue is currently estimated at \$400,000 per year .

	2018	2019	2020	Amended 2020	2020	2021
	<u>Actual</u>	<u>Actual</u>	<u>Budget</u>	<u>Budgeted</u>	<u>Y/E Estimate</u>	<u>Budget</u>
Electric Aggregation Revenue	424,655	432,355	425,000	425,000	425,000	425,000
Transfer From Solid Waste Fund	150,000	150,000	150,000	150,000	150,000	150,000
Bag Fees	126,930	115,585	120,000	80,000	33,000	80,000
Transfer From Other Funds	-	-	-	-	-	-
Total Revenue	<u>701,585</u>	<u>697,940</u>	<u>695,000</u>	<u>655,000</u>	<u>608,000</u>	<u>655,000</u>
Personal Services	71,428	72,687	73,544	73,544	73,544	71,750
Fringe Benefits	21,357	18,811	20,732	20,732	20,732	19,066
Materials & Supplies	1,843	2,501	22,920	22,920	4,095	14,120
Contractual Services	22,886	24,888	75,800	75,800	34,950	79,000
Grants or Subsidies	-	-	220,000	220,000	20,000	220,000
Capital Outlay	-	97,555	540,000	325,000	195,000	535,000
Transfers Out	-	-	-	-	-	-
Total Expenditures	<u>117,514</u>	<u>216,442</u>	<u>952,996</u>	<u>737,996</u>	<u>348,321</u>	<u>938,936</u>
Net Surplus (Deficit)	<u>584,071</u>	<u>481,498</u>	<u>(257,996)</u>	<u>(82,996)</u>	<u>259,679</u>	<u>(283,936)</u>
Beginning Audited Fund Balance 1/1/20					2,258,625	
2020 Projected Surplus (Deficit)					<u>259,679</u>	
Ending Projected Fund Balance 12/31/20					<u>2,518,304</u>	
Estimated Fund Balance 1/1/21						2,518,304
2021 Budgeted Surplus (Deficit)						<u>(283,936)</u>
Ending Estimated Fund Balance 12/31/21						<u>2,234,368</u>

Village of Oak Park
Sustainability Fund Capital Outlay Summary
2021 - 2025

Sustainability Fund (2310) Project	Fund	Dept	Prgm	Account	Priority Code	Actual FY 2018	Actual FY 2019	Budget FY 2020	Estimate FY 2020	Budget FY 2021	Budget FY 2022	Budget FY 2023	Budget FY 2024	Budget FY 2025
On-Site Solar	2310	41020	101	570850	A	-		180,000	10,000	270,000	-	-	-	-
Slow Streets PILOT program	2310	41020	101	570967	D	-	-	40,000	40,000	-	-	-	-	-
Sustainable VOP Infrastructure	2310	41020	101	570851	A	-		50,000	-	50,000	50,000	50,000	50,000	50,000
Streetlighting Replacement	2310	41020	101	570954	A	-	79,556	110,000	110,000	50,000	175,000	175,000	-	-
Bicycle Boulevard Improvements	2310	41020	101	570967	D	-		200,000	35,000	165,000	-	-	-	-
Total						-	79,556	580,000	195,000	535,000	225,000	225,000	50,000	50,000

Priority Scale

A= Essential and Immediate Need

B= Essential, but may be delayed

C= Optional but beneficial to the Village through increased productivity, safety, etc.

D= Optional but beneficial to the Village in social, cultural or aesthetic ways

F= Future project, no 2020 expenditures

**Village of Oak Park
Sustainability Fund Capital Project Sheet
2021 - 2025**

Project: On-site Solar Priority Code: A Category: Other/Miscellaneous



Description:
Researching all possible VOP sites for Community Solar array installation.

Justification:
This installation would further the Village Board's goals for renewable energy as part of the GRC as well as address both the Plan it Green and regional GoTo 2040 plans.

Current Status:
Researching all possible VOP sites for Community Solar array installation.

Funding Sources	Account Number	Actual FY 2018	Actual FY 2019	Budget FY2020	Estimate FY2020	Budget FY 2021	Budget FY2022	Budget FY 2023	Budget FY 2024	Budget FY 2025
Aggregation Renewable Energy Fee	2310.41020.101.44185	-	-	180,000	10,000	270,000	-	-	-	-
Total:		-	-	180,000	10,000	270,000	-	-	-	-
Expenditures										
Community Solar Array Installation	2310.41020.101.570850	-	-	180,000	10,000	270,000	-	-	-	-
Total:		-	-	180,000	10,000	270,000	-	-	-	-

Village of Oak Park
Capital Improvement Fund Project Sheet
2021 - 2025

Project: **Slow Streets Pilot Program**

Priority Code: **D**

Category: **Infrastructure Improvements**



Description:

Slow Streets involve allowing only local traffic on streets to reduce the volume of traffic and encourage slower speeds allowing the streets to be shared with pedestrians and cyclists to allow for greater social distancing for people walking and biking during the COVID-19 pandemic.

Justification:

With the COVID-19 pandemic, there has been an increase in the amount of pedestrians and cyclists using the sidewalks and streets. In order to create space to allow for social distancing and encourage walking and biking, the Village implemented a Slow Street Pilot Program to reduce the number and speeds of cars on selected local roads as recommended by the Transportation Commission.

Current Status:

The Slow Street Pilot Program was started in August of 2020 for up to a 90 day duration as determined by the Village Manager.

Funding Sources	Account Number	Actuals		Budget	Amended Budget	Year End Estimate	Recommended Budget				
		FY 2018	FY 2019	FY 2020	FY 2020	FY 2020	FY 2021	FY 2022	FY 2023	FY 2024	FY 2025
Single Use Bag Fee Revenue	2310.41020.101.445459	-	-	-	40,000	40,000	-	-	-	-	-
Total:		-	-	-	40,000	40,000	-	-	-	-	-
Expenditures											
Barricade Rentals	2310.41020.101.570967	-	-	-	40,000	40,000	-	-	-	-	-
Total:		-	-	-	40,000	40,000	-	-	-	-	-

**Village of Oak Park
Sustainability Fund Capital Project Sheet
2021 - 2025**

Project: Sustainable VOP Projects Priority Code: F Category: Infrastructure Improvements



IDOT Reclaimed asphalt shingles in Illinois for use in sustainable warm asphalt mix

Description:
The Oak Park Community Choice Aggregation Program includes a local fee to support renewable energy projects. The fee is 0.3¢/kWh. On a monthly basis, the local fee generates approximately \$25,000 - \$30,000 and these funds are the source of revenue for capital projects in the Sustainability Fund.

Justification:
The Village Board has reviewed and concurs that the use of sustainable materials in VOP infrastructure is consistent with the Village's core values and participation in the GRC through the Metropolitan Mayors' Caucus. These funds would be to support this mission which could include tree replacement and be available to the Village Engineers to offset the cost of sustainable materials in to-be-determined VOP projects.

Current Status:
Funds would be used to improve the use of sustainable items and materials within Village infrastructure construction projects. Work in 2020 was suspended due to the COVID-19 pandemic. In 2021 and 2022 it is proposed to fund the replacement tree account with an additional \$50,000.

Funding Sources	Account Number	Actual FY 2018	Actual FY 2019	Budget FY2020	Amended Budget FY 2020	Estimate FY2020	Budget FY 2021	Budget FY2022	Budget FY 2023	Budget FY 2024	Budget FY 2025
Aggregation Renewable Energy Fee	2310.41020.101.44185	-	-	50,000	-	-	50,000	50,000	50,000	50,000	50,000
	Total:	-	-	50,000	-	-	50,000	50,000	50,000	50,000	50,000
Sustainable VOP Infrastructure	2310.41020.101.570851	-	-	50,000	-	-	50,000	50,000	50,000	50,000	50,000
	Total:	-	-	50,000	-	-	50,000	50,000	50,000	50,000	50,000

**Village of Oak Park
Capital Improvement Fund Project Sheet
2021 - 2025**

Project:

Street Lighting System Replacement -
Residential Lighting

Priority Code

A


Category:

Infrastructure Improvements

King Arthur Light Fixture



20W LED Corn Cob



50W LED Alley Light Fixture



Description:

Work involves replacing the 2,500 residential post top-mounted 100 Watt Mercury Vapor streetlights with an energy efficient LED lamp. This project includes only the 15 foot tall lighting system on the north-south residential streets. Work in the future also includes replacing the 1,000 alley lights.

Justification:

As a result of community interest and Village Board discussion, a replacement program of the older 100 Watt residential and alley lighting has been proposed. Energy efficient lighting such as LED lighting can provide a more consistent and reliable lighting of residential streets and save significant costs on energy and maintenance.

Current Status:

The 2,500 residential lights are proposed to be replaced over a three year period (2019-2021). Future years include a two year program (2022-2023) for replacing the 1,000 alley lights with LED lighting. Grant funding will be requested via the ComEd Energy Efficiency Program for the streetlights. The funding levels below do not include the grant funding but it is anticipated that some ComEd grant or discounts will be available. Grants for the alley lighting will be pursued.

Expenditures	Account Number	Actuals		Budget	Year End Estimate		Recommended Budget			
		FY 2018	FY 2019	FY 2020	FY 2020	FY2021	FY 2022	FY 2023	FY 2024	FY 2025
Aggregation Renewable Energy Fee	2310.41020.101.441485	-	79,556	110,000	110,000	50,000	175,000	175,000	-	-
Total:		-	79,556	110,000	110,000	50,000	175,000	175,000	-	-
Expenditures										
Construction	2310.41020.101.570954	-	79,556	110,000	110,000	50,000	175,000	175,000	-	-
Total:		-	79,556	110,000	110,000	50,000	175,000	175,000	-	-

Village of Oak Park
Capital Improvement Fund Project Sheet
2021 - 2025

Project: Bicycle Boulevard Improvements

Priority Code: D

Category: Infrastructure Improvements



Description:

Bicycle Boulevards are streets designed to prioritize bicycle travel with infrastructure features that calm and reduce vehicular traffic on neighborhood streets and improve safety at busy intersections. Specific features will be discussed as part of the plan implementation.

Justification:

The Village Bicycle Plan adopted in 2008 established goals of increasing bicycle use and creating a safe and inviting environment for cycling. This Bicycle Boulevard is a means to work towards these goals.

Current Status:

The Bicycle Boulevard System Study was approved by the Village Board on July 20, 2015. The Transportation Commission recommended the first phase of the boulevard system be implemented on Scoville Avenue and on Ontario Street due to its proximity to OPRF. The design of this first phase will be completed in 2020 with construction occurring in 2021 to coordinate with other improvements at OPRF. Future phases are shown for implementation with design and construction in 2022.

Funding Sources	Account Number	Year End									
		Actuals		Budget	Amended Budget	Estimate	Recommended Budget				
		FY 2018	FY 2019	FY 2020	FY 2020	FY 2020	FY2021	FY 2022	FY 2023	FY 2024	FY 2025
Single Use Bag Fee Revenue	2310.41020.101.445459	-	-	200,000	35,000	35,000	165,000	-	-	-	-
Transfer from Sustainability Fund	3095.41300.101.491499	-	-	-	-	-	-	-	-	-	-
Transfer from Debt Service	4025.41300.101.491425	-	-	-	-	-	-	200,000	-	-	-
Total:		-	-	200,000	35,000	35,000	165,000	200,000	-	-	-
Expenditures											
Design (Phase I & II)	2310.41020.101.570967	-	-	35,000	35,000	35,000	165,000	-	-	-	-
Construction	3095.43780.101.570967	-	-	165,000	-	-	-	-	-	-	-
Design (Phase I & II)	3095.43780.101.570967	-	-	-	-	-	-	35,000	-	-	-
Construction	3095.43780.101.570967	-	-	-	-	-	-	165,000	-	-	-
Total:		-	-	200,000	35,000	35,000	165,000	200,000	-	-	-

BUILDING IMPROVEMENT FUND #3012

Fund Summary

The Building Improvement Fund revenue is transferred from the Capital Improvement Fund. This fund accounts for all expenses related to the repair and maintenance of Village Hall, the Public Works Center, the Village's three fire stations and the Dole Library.

Projects are identified from a Property Condition Assessment report. The purpose of this report is to assess the general condition of building components (structure, roof, HVAC, plumbing, electrical, etc.) in order to develop prioritized repair and maintenance recommendations and budgets for the next ten years.

Although the current focus is on the actual infrastructure improvements, it is not possible to have a valid conversation about the fund's ability to pay for the costs of projects without also discussing the other expenses of the fund.

Below is a revenue and expense table that illustrates the overall fund finances. However, the operational portion, which excludes capital costs, is currently under review and will come before the Finance Committee and Village Board as a part of the operation budget recommendation.

BUILDING IMPROVEMENT FUND #3012 OPERATING BUDGET SUMMARY

	2018	2019	2020	Amended	2020	2021
	<u>Actual</u>	<u>Actual</u>	<u>Budget</u>	<u>Budgeted</u>	<u>Y/E Estimate</u>	<u>Budget</u>
Grants	-	-	20,000	20,000	470,000	20,000
Bond Anticipation Note (BAN)	-	-	-	-	-	1,550,000
Transfer from CIP Fund	567,250	192,000	4,225,000	725,000	-	-
Transfer from Other Funds	-	-	-	-	-	-
Total Revenue	<u>567,250</u>	<u>192,000</u>	<u>4,245,000</u>	<u>745,000</u>	<u>470,000</u>	<u>1,570,000</u>
Capital Outlay	<u>260,647</u>	<u>229,770</u>	<u>4,425,000</u>	<u>1,142,370</u>	<u>563,306</u>	<u>1,595,000</u>
Total Expenditures	<u>260,647</u>	<u>229,770</u>	<u>4,425,000</u>	<u>1,142,370</u>	<u>563,306</u>	<u>1,595,000</u>
Net Surplus (Deficit)	<u>306,603</u>	<u>(37,770)</u>	<u>(180,000)</u>	<u>(397,370)</u>	<u>(93,306)</u>	<u>(25,000)</u>
Beginning Audited Fund Balance 1/1/20					516,113	
2020 Projected Surplus (Deficit)					<u>(93,306)</u>	
Ending Projected Fund Balance 12/31/20					<u>422,807</u>	
Estimated Fund Balance 1/1/21						422,807
2021 Budgeted Surplus (Deficit)						<u>(25,000)</u>
Ending Estimated Fund Balance 12/31/21						<u>397,807</u>

Village of Oak Park
Capital Improvement Program - Summary
2021 - 2025

Building Improvement Fund (3012)								Actuals	Budget	Amended Budget	Year End Estimate	Recommended Budget				
Project (*Indicates New Project for 2021)	Additional Description	Fund	Dept	Prgm	Account	Priority Code	FY 2018	FY 2019	FY 2020	FY 2020	FY 2020	FY 2021	FY 2022	FY 2023	FY 2024	FY 2025
Sta. 1 Administration Roof Repairs	Fire Station 1	3012	43790	101	540673	N/A	12,963	-	-	-	-	-	-	-	-	-
Sta. 1 MEP and Fire Protection System Repairs	Fire Station 1	3012	43790	101	540673	F	-	-	-	-	-	-	35,000	-	-	-
Sta. 1 Overhead Door and Front Door Replacement	Fire Station 1	3012	43790	101	540673	N/A	34,205	-	-	-	-	-	-	-	-	-
Sta. 1 Renovate Women's Bunk Room Modifications	Fire Station 1	3012	43790	101	540673	A	-	-	-	-	-	-	25,000	-	-	-
Sta. 1 Replace Men's Showers (2nd floor)	Fire Station 1	3012	43790	101	540673	F	-	-	-	-	-	-	-	30,000	-	-
Sta. 1 Replace Rear Concrete Apron	Fire Station 1	3012	43790	101	540673	F	-	-	-	-	-	-	25,000	-	-	-
Sta. 1 Restroom Renovation	Fire Station 1	3012	43790	101	540673	F	-	-	-	-	-	-	-	-	35,000	-
Sta. 1 Window Replacement	Fire Station 1	3012	43790	101	540673	F	-	-	-	-	-	-	25,000	-	-	-
Sta. 2 Foundation and Basement Stairs Repairs	Fire Station 2	3012	43790	101	540673	F	-	-	-	-	-	-	100,000	-	-	-
Sta. 2 MEP an Fire Protection	Fire Station 2	3012	43790	101	540673	F	-	-	-	-	-	-	-	20,765	-	-
Sta. 2 Overhead Door Replacement	Fire Station 2	3012	43790	101	540673	N/A	-	13,122	-	-	-	-	-	-	-	-
Sta. 2 Re-asphalt Parking Lot	Fire Station 2	3012	43790	101	540673	F	-	-	-	-	-	-	25,000	-	-	-
Sta. 2 Masonry Repairs	Fire Station 2	3012	43790	101	540673		-	-	-	-	-	-	-	-	-	75,000
Sta. 2 Window Replacement	Fire Station 2	3012	43790	101	540673	F	-	-	-	-	-	-	25,000	-	-	-
Sta. 3 Emergency Generator Replacement	Fire Station 3	3012	43790	101	540673	A	-	-	-	-	18,745	-	-	-	-	-
Sta. 3 Kitchen Renovation	Fire Station 3	3012	43790	101	540673	F	-	-	-	-	-	-	-	50,000	-	-
Sta. 3 Masonry Repairs	Fire Station 3	3012	43790	101	540673	F	-	-	-	-	-	-	-	-	-	135,000
Sta. 3 MEP and Fire Protection System Repairs	Fire Station 3	3012	43790	101	540673	A	-	-	15,000	-	-	-	-	-	325,000	-
Sta. 3 Overhead Door Replacement	Fire Station 3	3012	43790	101	540673	N/A	-	-	13,943	13,943	13,943	-	-	-	-	-
Sta. 3 Restroom, Locker Room and Bunk Room Renovator	Fire Station 3	3012	43790	101	540673	B	-	-	150,000	150,000	-	25,000	425,000	-	-	-
Sta. 3 Roof Repairs	Fire Station 3	3012	43790	101	540673	F	-	-	-	-	-	-	-	-	-	25,000
Entrance Door Replacement	Multi Modal Station	3012	43790	101	540673	F	-	-	-	-	-	-	35,000	-	-	-
Transit Station Improvements	Multi Modal Station	3012	43790	101	540673	F	-	-	50,000	-	-	-	-	50,000	250,000	-
Facility Upgrades	Police Station	3012	43790	101	540673	N/A	37,725	1,152	-	-	-	-	-	-	-	-
Replacement Police Station	Police Station	3012	43790	101	540673	A	-	53,680	4,000,000	1,000,000	-	1,550,000	31,125,000	-	-	-
Firing Range Ventilation Sytem Upgrades*	Police Station	3012	43790	101	540673	C	-	-	-	-	450,000	-	-	-	-	-
Air Supply For Lower Level Shops	Public Works Center	3012	43790	101	540673	F	-	-	-	-	-	-	-	-	-	25,000
Building Automation System (BAS) Work/Repairs/Upgrade	Public Works Center	3012	43790	101	540673	A	-	35,000	25,000	-	-	-	75,000	-	-	-
Cistern Installation	Public Works Center	3012	43790	101	540673	F	-	-	-	-	-	-	-	-	35,000	-
CNG Station Upgrades	Public Works Center	3012	43790	101	540673	F	-	-	-	-	-	-	-	40,000	60,000	-
Emergency Power Panel Upgrade	Public Works Center	3012	43790	101	540673	F	-	-	-	-	-	-	-	25,000	-	-
Exterior Wood and Coping Stone Repair	Public Works Center	3012	43790	101	540673	F	-	-	-	-	-	-	-	-	50,000	-
Floor Sealing	Public Works Center	3012	43790	101	540673	F	-	-	-	-	-	-	-	100,000	-	-
Fuel Management System	Public Works Center	3012	43790	101	540673	N/A	26,226	-	-	-	-	-	-	-	-	-
Fuel Station Lighting Upgrades	Public Works Center	3012	43790	101	540673	F	-	-	-	-	-	-	-	-	25,000	-
Green Roof Upgrades	Public Works Center	3012	43790	101	540673	F	-	-	-	-	-	-	-	30,000	-	-
HVAC Air and Fan Motor Balancing and Monitoring	Public Works Center	3012	43790	101	540673	F	-	-	-	-	-	-	-	25,000	-	25,000
PWC Locker Room Upgrades	Public Works Center	3012	43790	101	540673	F	-	-	-	-	-	-	-	-	-	55,000
MEP and Fire Protection System Repairs	Public Works Center	3012	43790	101	540673	F	-	-	-	-	-	-	-	105,000	55,000	135,000
New High Speed Overhead Doors for Fleet*	Public Works Center	3012	43790	101	540673	F	-	-	-	-	-	-	-	30,000	-	-
New Metal Overhead Doors	Public Works Center	3012	43790	101	540673	N/A	-	56,480	-	-	-	-	-	-	-	-
Off-Site Salt Storage	Public Works Center	3012	43790	101	540673	N/A	14,966	-	-	-	-	-	-	-	-	-
Painting	Public Works Center	3012	43790	101	540673	F	-	-	-	-	-	-	25,000	-	25,000	-
Rain Garden	Public Works Center	3012	43790	101	540673	D	-	-	40,000	-	11,893	20,000	-	-	-	-
Truck Ramp Lift for Fleet Shop	Public Works Center	3012	43790	101	540673	B	-	-	45,000	-	-	-	50,000	-	-	-
UST Access Ports	Public Works Center	3012	43790	101	540673	N/A	42,685	-	-	-	-	-	-	-	-	-
UST Monitoring System	Public Works Center	3012	43790	101	540673	N/A	4,672	1,850	-	-	-	-	-	-	-	-
Utility Piping Replacements	Public Works Center	3012	43790	101	540673	F	-	-	-	-	-	-	25,000	-	25,000	-
Record Storage Buildout	Public Works Center	3012	43790	101	540673	F	-	-	-	-	-	-	-	50,000	-	-

Village of Oak Park
Capital Improvement Program - Summary
2021 - 2025

Building Improvement Fund (3012)								Actuals	Budget	Amended Budget	Year End Estimate	Recommended Budget				
Project (*Indicates New Project for 2021)	Additional Description	Fund	Dept	Prgm	Account	Priority Code	FY 2018	FY 2019	FY 2020	FY 2020	FY 2020	FY 2021	FY 2022	FY 2023	FY 2024	FY 2025
Wash Bay Floor Drain Upgrades	Public Works Center	3012	43790	101	540673	A	-		10,000	-	-	-	10,000	100,000	-	-
White Roof Repair	Public Works Center	3012	43790	101	540673	F	27,395		-		-	-	-	-	275,000	-
Property Condition Assessment Program	Various	3012	43790	101	540673	N/A	21,000		-	15,050	15,000	-	-	-	-	-
ADA Chair Lift*	Village Hall	3012	43790	101	540673	N/A	-		40,000	38,725	38,725	-	-	-	-	-
Council Chambers Railings Modifications	Village Hall	3012	43790	101	540673	N/A	19,420		-		-	-	-	-	-	-
Courtyard Paver Brick Replacement	Village Hall	3012	43790	101	540673	F	-		-		-	-	-	25,000	-	-
Courtyard Perimeter Window Replacement	Village Hall	3012	43790	101	540673	F	-		-		-	-	-	-	125,000	-
Emergency Generator Upgrades	Village Hall	3012	43790	101	540673	F	-		-		-	-	-	25,000	-	-
Front Gate Replacement	Village Hall	3012	43790	101	540673	N/A			11,980	11,980						
Furniture/Workstation Replacements	Village Hall	3012	43790	101	540673	B	19,391	14,773	25,000	25,000	15,000	-	-	-	-	-
Geothermal Vault Drainage	Village Hall	3012	43790	101	540673	N/A	32,340		-		-	-	-	-	-	-
Interior Signage Replacement	Village Hall	30112	43790	101	540673	N/A	-		25,000	20,000	-	-	20,000	-	-	-
Lombard Side Door Replacement	Village Hall	3012	43790	101	540673	N/A	-	17,431	-		-	-	-	-	-	-
Masonry Repairs	Village Hall	3012	43790	101	540673	F	-		-		-	-	-	-	-	453,500
MEP and Fire Protection System Repairs	Village Hall	3012	43790	101	540673	F	-		-		-	-	-	60,000	60,000	200,000
New Entranceway*	Village Hall	3012	43790	101	540673	B	-		-		-	-	20,000	100,000	-	-
Pneumatic Control Replacement and AHU Upgrades	Village Hall	3012	43790	101	540673	C	-		-		-	-	25,000	500,000	-	-
Roof Repairs	Village Hall	3012	43790	101	540673	F	-		-		-	-	-	-	25,000	-
Water Pipe Replacement	Village Hall	3012	43790	101	540673	F	-		-		-	-	-	125,000	-	-
West Fan Room Sump Pump Replacement	Village Hall	3012	43790	101	540673	F	-		-		-	-	-	40,000	-	-
TOTALS:							292,988	193,488	4,450,923	1,274,698	563,306	1,595,000	32,095,000	1,530,765	1,370,000	1,128,500


Priority Scale
A= Essential and immediate Need
B= Essential, but may be delayed
C= Optional but beneficial to the Village through increased productivity, safety, etc.
D= Optional but beneficial to the Village in social, cultural or aesthetic ways
F= Future project, no 2020 expenditures
N/A= Project complete, no 2020 or future expenditures

**Village of Oak Park
Capital Improvement Program
2021 - 2025**

Project: **Fire Station 1 Administration Roof Repairs**

Priority Code: **N/A**

Category: **Building Improvements**



Description:

This project involved repairing the roof above the administration offices at the main fire station.

Justification:

The main fire station was built in 1982. A portion of the roof was replaced in 2011. The existing metal roof had never been replaced and was leaking and staining interior office drywall and carpeting.

Current Status:

A portion of the work was completed in 2017. The remainder of the work was completed in 2018. This project is now complete.


Funding Sources	Account Number	Actuals		Project Budget	Amended Budget	Year End Estimate	Recommended Budget				
		FY 2018	FY 2019	FY2020	FY2020	FY2020	FY 2021	FY2022	FY 2023	FY 2024	FY 2025
Transfer From CIP Fund #3095	3012-41300-101-491495	12,963	-	-	-	-	-	-	-	-	-
Total:		12,963	-	-	-	-	-	-	-	-	-
Expenditures											
Construction	3012-43790-101-540673	12,963	-	-	-	-	-	-	-	-	-
Total:		12,963	-	-	-	-	-	-	-	-	-

**Village of Oak Park
Capital Improvement Program
2021 - 2025**

Project: **Fire Station 1 Mechanical, Plumbing and Fire Protection System Repairs**

Priority Code: **F**

Category: **Building Improvements**



Description:

This project involves repair or replacement of the Mechanical, Plumbing (M&P) and fire protection systems at the main fire station. A more detailed description of suggested repairs is identified in the Property Condition Assessment (PCA) that was completed for the main fire station in 2019.

Justification:

The 2019 PCA identified various deficiencies and repair recommendations for the M&P and fire protection systems at the main fire station.

Current Status:

This is a new project that would include repairs and/or replacement of various components of the M&P and fire protection systems. Costs were provided based on information in the PCA plus a 5% contingency. Some items would include replacement of the following: domestic water heater, two condensing units for AC system, exhaust fans; installation of a new fire alarm panel and carbon monoxide (CO) detectors, and sprinkler pipe sections.

Funding Sources	Account Number	Actuals		Project Budget	Year End Estimate	Recommended Budget				
		FY 2018	FY 2019	FY2020	FY2020	FY 2021	FY2022	FY 2023	FY 2024	FY 2025
Transfer From CIP Fund #3095	3012-41300-101-491495	-	-	-	-	-	35,000	-	-	-
Total:		-	-	-	-	-	35,000	-	-	-
Construction	3012-43790-101-540673	-	-	-	-	-	35,000	-	-	-
Total:		-	-	-	-	-	35,000	-	-	-

**Village of Oak Park
Capital Improvement Program
2021 - 2025**

Project: **Fire Station 1 Overhead Door and Front Door Replacement**

Priority Code: **N/A**

Category: **Building Improvements**



Description:

This project involved replacing the existing overhead doors at the main fire station with a new, more effective overhead door system. Also included was the replacement of the main entrance front door.

Justification:

The previous overhead doors operated slowly and created a clearance issue for fire trucks leaving and entering the building. The new doors operate more quickly and have improved the response time of the fire department on emergency calls. The previous front main entrance door was in poor condition with rotting framework and inoperable hardware.

Current Status:

This project has been completed.

Funding Sources	Account Number	Actuals		Project Budget	Year End Estimate	Recommended Budget				
		FY 2018	FY 2019			FY 2021	FY 2022	FY 2023	FY 2024	FY 2025
Transfer From CIP Fund #3095	3012-41300-101-491495	34,205	-	-	-	-	-	-	-	-
Total:		34,205	-	-	-	-	-	-	-	-
Expenditures	Account Number									
		FY 2018	FY 2019			FY 2021	FY 2022	FY 2023	FY 2024	FY 2025
Construction	3012-43790-101-540673	34,205	-	-	-	-	-	-	-	-
Total:		34,205	-	-	-	-	-	-	-	-

**Village of Oak Park
Capital Improvement Program
2021 - 2025**

Project: Fire Station 1 Bunk Room Modifications Priority Code: A Category: Building Improvements



Description:
This project involves modifying the existing bunk room at the main fire station to provide for future female employees.

Justification:
The existing bunk room at the main fire station does not provide adequate accommodations for female staff. Modifications to the bunk room floor plan, which would include installation of partitions (or 3/4 walls), additional beds and additional lighting would satisfy that immediate need and be beneficial to the Village through increased productivity and morale.

Current Status:
This is a new project.

Funding Source	Account Number	Actuals		Project Budget	Year End Estimate		Recommended Budget			
		FY 2018	FY 2019	FY2020	FY2020	FY 2021	FY2022	FY 2023	FY 2024	FY 2025
Transfer From CIP Fund #3095	3012-41300-101-491495	-	-	-	-	-	25,000	-	-	-
Total:		-	-	-	-	-	25,000	-	-	-
Expenditures										
Construction	3012-43790-101-542673	-	-	-	-	-	25,000	-	-	-
Total:		-	-	-	-	-	25,000	-	-	-



**Village of Oak Park
Capital Improvement Program
2021 - 2025**

Project: Fire Station 1 Replace Men's Showers 2nd Floor Priority Code: F Category: Building Improvements



Description:

This project involves replacing the 2nd floor men's showers at the main fire station.

Justification:

The existing showers in the men's locker room at fire station 1 are original to the building and the plumbing fixtures are in poor condition. Replacement of the showers would be beneficial to the Village through improved appearance and functionality of the showers.



Current Status:

This is a new project.

Funding Sources	Account Number	Actuals		Project Budget	Year End Estimate	Recommended Budget				
		FY 2018	FY 2019	FY2020	FY2020	FY 2021	FY2022	FY 2023	FY 2024	FY 2025
Transfer From CIP Fund #3095	3012-41300-101-491495	-	-	-	-	-	-	30,000	-	-
Total:		-	-	-	-	-	-	30,000	-	-
Expenditures										
Construction	3012-43790-101-540673	-	-	-	-	-	-	30,000	-	-
Total:		-	-	-	-	-	-	30,000	-	-

**Village of Oak Park
Capital Improvement Program
2021 - 2025**

Project: Fire Station 1 Replace Rear Concrete Apron Priority Code: F Category: Building Improvements



Description:

This project involves replacing the existing concrete apron in back of the main fire station.

Justification:

The existing apron is cracked and is deteriorating in several areas.

Current Status:

This is a new project.


Funding Sources	Account Number	Actuals		Project Budget	Year End Estimate	Recommended Budget				
		FY 2018	FY 2019			FY 2021	FY 2022	FY 2023	FY 2024	FY 2025
Transfer From CIP Fund #3095	3012-41300-101-491495	-	-	-	-	-	25,000	-	-	-
Total:		-	-	-	-	-	25,000	-	-	-
Expenditures										
Construction	3012-43790-101-540673	-	-	-	-	-	25,000	-	-	-
Total:		-	-	-	-	-	25,000	-	-	-

**Village of Oak Park
Capital Improvement Program
2021 - 2025**

Project: Fire Station 1 Restroom Remodeling

Priority Code: F

Category: Building Improvements



Description:

This project involves replacing the basement restroom at the main fire station with upgraded sink, toilet, fixtures and flooring.

Justification:

The existing plumbing and fixtures are original to the building and are in poor condition and require replacement.

Current Status:

This is a new project.

Funding Sources	Account Number	Actuals		Project Budget	Year End Estimate	Recommended Budget				
		FY 2018	FY 2019	FY2020	FY2020	FY 2021	FY2022	FY 2023	FY 2024	FY 2025
Transfer From CIP Fund #3095	3012-41300-101-491495	-	-	-	-	-	-	-	35,000	-
Total:		-	-	-	-	-	-	-	35,000	-
Expenditures										
Construction	3012-43790-101-540673	-	-	-	-	-	-	-	35,000	-
Total:		-	-	-	-	-	-	-	35,000	-

**Village of Oak Park
Capital Improvement Program
2021 - 2025**

Project: Fire Station 1 Window Replacement

Priority Code: F

Category: Building Improvements



Description:

This project involves replacing the upper windows above the overhead doors at the main fire station.

Justification:

The existing windows are original to the building and are in need of replacement to mitigate leaks and improve insulation.

Current Status:

This is a new project.


Funding Sources	Account Number	Actuals		Project Budget	Year End Estimate	Recommended Budget				
		FY 2018	FY 2019	FY2020	FY2020	FY 2021	FY2022	FY 2023	FY 2024	FY 2025
Transfer From CIP Fund #3095	3012-41300-101-491495	-	-	-	-	-	25,000	-	-	-
Total:		-	-	-	-	-	25,000	-	-	-
Expenditures										
Construction	3012-43790-101-540673	-	-	-	-	-	25,000	-	-	-
Total:		-	-	-	-	-	25,000	-	-	-

**Village of Oak Park
Capital Improvement Program
2021 - 2025**

Project: **Fire Station 2 Foundation and Basement Stairs Repairs**

Priority Code: **F**

Category: **Building Improvements**



Description:

This project involves repairing the foundation and basement stairs at fire station 2.

Justification:

The North fire station was built in 1917. The last remodel was in 1985 when exterior windows were replaced, kitchen was upgraded and overhead doors were replaced.

Current Status:

This is a new project.


Funding Sources	Account Number	Actuals		Project Budget	Year End Estimate	Recommended Budget				
		FY 2018	FY 2019	FY2020	FY2020	FY 2021	FY2022	FY 2023	FY 2024	FY 2025
Transfer From CIP Fund #3095	3012-41300-101-491495	-	-	-	-	-	100,000	-	-	-
Total:		-	-	-	-	-	100,000	-	-	-
Expenditures										
Construction	3012-43790-101-540673	-	-	-	-	-	100,000	-	-	-
Total:		-	-	-	-	-	100,000	-	-	-

**Village of Oak Park
Capital Improvement Program
2021 - 2025**

Project: **Fire Station 2 Mechanical, Electrical, Plumbing and Fire Protection**

Priority Code: **F**

Category: **Building Improvements**



Description:

This project involves replacement of the mechanical, electrical, plumbing and fire protection systems at the north fire station based on the deficiencies and recommended repairs in the Property Condition Assessment (PCA) of the north station.

Justification:

The Property Condition Assessment (PCA) of the north fire station identified mechanical, electrical, plumbing and fire protection systems deficiencies in need of repair/replacement/upgrades.

Current Status:

This is a new project as a result of the PCA completed in 2019. Specific items planned for 2023 include new domestic water heaters with new piping and fixtures. A 10% contingency and 25% for general conditions are in addition to these costs.

Funding Sources	Account Number	Actuals		Project Budget	Amended Budget	Year End Estimate	Recommended Budget				
		FY 2018	FY 2019	FY2020	FY2020	FY2020	FY 2021	FY2022	FY 2023	FY 2024	FY 2025
Transfer From CIP Fund #3095	3012-41300-101-491495	-	-	-	-	-	-	-	20,765	-	-
Total:		-	-	-	-	-	-	-	20,765	-	-
Construction	3012-43790-101-540673	-	-	-	-	-	-	-	20,765	-	-
Total:		-	-	-	-	-	-	-	20,765	-	-

**Village of Oak Park
Capital Improvement Program
2021 - 2025**

Project: **Fire Station 2 Overhead Door Replacement**

Priority Code: **N/A**

Category: **Building Improvements**



Description:

This project involved replacing the existing overhead doors at the north fire station with a new, more effective overhead door system.

Justification:

The previous overhead doors were replaced in 1985 and operated slowly and created a clearance issue for fire trucks leaving and entering the building. New doors were installed in 2019 and have improved the response time of the fire department on emergency calls.

Current Status:

This project has been completed.

Funding Sources	Account Number	Actuals		Project Budget	Year End Estimate	Recommended Budget				
		FY 2018	FY 2019	FY2020	FY2020	FY 2021	FY2022	FY 2023	FY 2024	FY 2025
Transfer From CIP Fund #3095	3012-41300-101-491495	-	13,122			-		-	-	
Total:		-	13,122	-	-	-	-	-	-	-
Expenditures										
Construction	3012-43790-101-540673	-	13,122			-		-	-	
Total:		-	13,122	-	-	-	-	-	-	-

**Village of Oak Park
Capital Improvement Program
2021 - 2025**

Project: **Fire Station 2 Re-asphalt Parking Lot**

Priority Code: **F**

Category: **Building Improvements**



Description:

This project involves replacing the asphalt parking lot at the north fire station with new asphalt.

Justification:

The deteriorating conditions of this parking lot are creating a safety hazard for staff and the public. There is an essential need to repair the parking lot.

Current Status:

This is a new project.

Funding Sources	Account Number	Actuals		Project Budget	Year End Estimate	Recommended Budget				
		FY 2018	FY 2019	FY2020	FY2020	FY 2021	FY2022	FY 2023	FY 2024	FY 2025
Transfer From CIP Fund #3095	3012-41300-101-491495	-	-	-	-	-	25,000	-	-	-
Total:		-	-	-	-	-	25,000	-	-	-
Construction	3012-43790-101-540673	-	-	-	-	-	25,000	-	-	-
Total:		-	-	-	-	-	25,000	-	-	-

**Village of Oak Park
Capital Improvement Program
2021 - 2025**

Project: Fire Station 2 Masonry Repairs

Priority Code: F

Category: Building Improvements



Description:

This project involves tuck-pointing the exterior masonry at the north fire station. Some scope items would include cleaning and painting exposed steel, removing and replacing cracked brick, grinding and pointing, replacing existing downspouts, crack sealing and painting.

Justification:

To improve the outside appearance and ensure structural integrity at the north fire station.

Current Status:

This is a new project. Specific scope items are identified in the Property Condition Assessment (PCA) of the north station which was completed in 2019.

Funding Sources	Account Number	Actuals		Project Budget	Year End Estimate	Recommended Budget				
		FY 2018	FY 2019	FY2020	FY2020	FY 2021	FY2022	FY 2023	FY 2024	FY 2025
Transfer From CIP Fund #3095	3012-41300-101-491495	-	-	-	-	-	-	-	-	75,000
Total:		-	-	-	-	-	-	-	-	75,000
Expenditures										
Construction	3012-43790-101-540673	-	-	-	-	-	-	-	-	75,000
Total:		-	-	-	-	-	-	-	-	75,000

**Village of Oak Park
Capital Improvement Program
2021 - 2025**

Project: Fire Station 2 Window Replacement

Priority Code: F

Category: Building Improvements



Description:

This project involves replacement of the two front windows to the original building design at the north fire station. Structural and masonry work would be included.

Justification:

To improve the outside appearance and return the original design of the facade at Fire Station 2. The last remodel of the exterior windows was in 1985.

Current Status:

This is a new project.

Funding Sources	Account Number	Actuals		Project Budget	Year End Estimate	Recommended Budget				
		FY 2018	FY 2019	FY2020	FY2020	FY 2021	FY2022	FY 2023	FY 2024	FY 2025
Transfer From CIP Fund #3095	3012-41300-101-491495	-	-	-	-	-	25,000	-	-	-
Total:		-	-	-	-	-	25,000	-	-	-
Expenditures										
Construction	3012-43790-101-540673	-	-	-	-	-	25,000	-	-	-
Total:		-	-	-	-	-	25,000	-	-	-

**Village of Oak Park
Capital Improvement Program
2021 - 2025**

Project: **Fire Station 3 Emergency Generator Replacement**

Priority Code: **A**

Category: **Building Improvements**



Description:

This project involves replacement of the emergency generator at the south fire station. The previous generator outlived its useful service life and became inoperable beyond repair in early 2020.

Justification:

To ensure that the operations of the fire station are not disrupted in the event of a power outage.

Current Status:

This is a new project.

Funding Sources	Account Number	Actuals		Project Budget	Year End Estimate	Recommended Budget				
		FY 2018	FY 2019	FY2020	FY2020	FY 2021	FY2022	FY 2023	FY 2024	FY 2025
Transfer From CIP Fund #3095	3012-41300-101-491495	-	-	-	18,745	-	-	-	-	-
Total:		-	-	-	18,745	-	-	-	-	-
Expenditures										
Construction	3012-43790-101-540673	-	-	-	18,745	-	-	-	-	-
Total:		-	-	-	18,745	-	-	-	-	-

**Village of Oak Park
Capital Improvement Program
2021 - 2025**

Project: Fire Station 3 Kitchen Renovation Priority Code: F Category: Building Improvements



Description:

This project involves renovating the kitchen at the south fire station with upgraded appliances, new fixtures and flooring.

Justification:

The South fire station was built in 1961. The last remodel of kitchen cabinets was in 2002. Kitchen tile was installed in 1985. The existing kitchen plumbing and fixtures are in poor condition. The appliances are also antiquated. Renovation of the kitchen would be beneficial to the Village through increased productivity and morale.

Current Status:

This is a new project.



Funding Sources	Account Number	Actuals		Project Budget	Year End Estimate	Recommended Budget				
		FY 2018	FY 2019	FY2020	FY2020	FY 2021	FY2022	FY 2023	FY 2024	FY 2025
Transfer From CIP Fund #3095	3012-41300-101-491495	-	-	-	-	-	-	50,000	-	-
Total:		-	-	-	-	-	-	50,000	-	-
Expenditures										
Design (Phase II)	3012-43790-101-540673	-	-	-	-	-	-	10,000	-	-
Construction	3012-43790-101-540673	-	-	-	-	-	-	40,000	-	-
Total:		-	-	-	-	-	-	50,000	-	-

**Village of Oak Park
Capital Improvement Program
2021 - 2025**

Project: **Fire Station 3 Masonry Repairs**

Priority Code: **F**

Category: **Building Improvements**



Description:

This project involves tuck-pointing the exterior masonry and other exterior repairs at the south fire station.

Justification:

To improve the outside appearance and ensure structural integrity at Fire Station #3. Deficiencies in the exterior masonry and recommended repairs were identified in the 2017 south fire station Property Condition Assessment (PCA).

Current Status:

This is a new project. Scope items included in the PCA include painting exposed steel, replacement of broken masonry, repairing cracked mortar joints, replacement of existing down spouts, repairs to the chimney, and replacing spalled concrete.


Funding Sources	Account Number	Actuals		Project Budget	Year End Estimate	Recommended Budget				
		FY 2018	FY 2019	FY 2020	FY 2020	FY 2021	FY 2022	FY 2023	FY 2024	FY 2025
Transfer From CIP Fund #3095	3012-41300-101-491495	-	-	-	-	-	-	-	-	135,000
Total:		-	-	-	-	-	-	-	-	135,000
Expenditures										
Construction	3012-43790-101-540673	-	-	-	-	-	-	-	-	135,000
Total:		-	-	-	-	-	-	-	-	135,000

**Village of Oak Park
Capital Improvement Program
2021 - 2025**

Project: **Fire Station 3 Mechanical, Electrical, Plumbing and Fire Protection**

Priority Code: **A**

Category: **Building Improvements**



Description:

This project involves replacement of the mechanical, electrical, plumbing and fire protection systems at the south fire station based on the deficiencies and recommended repairs in the 2017 Property Condition Assessment (PCA) of the south station.

Justification:

The 2017 Property Condition Assessment (PCA) of the south fire station identified mechanical, electrical, plumbing and fire protection systems deficiencies in need of repair/replacement/upgrades.

Current Status:

This is a new project as a result of the PCA completed in 2017. \$15,000 was budgeted in 2020 for a new domestic water heater but that was postponed due to the COVID-19 pandemic (added to the FY2024 proposed budget). Specific items planned for 2024 include new roof top units (\$30,000), new hot water/boilers (\$75,000), new piping and temperature controls and return air locations (\$30,000), sealing of hose tower louvers (\$4,000) and new electrical switchgear (\$10,000). A 10% contingency and 25% for general conditions are in addition to these costs. Work was


Funding Sources	Account Number	Actuals		Project Budget	Amended Budget	Year End Estimate	Recommended Budget				
		FY 2018	FY 2019	FY2020	FY2020	FY2020	FY 2021	FY2022	FY 2023	FY 2024	FY 2025
Transfer From CIP Fund #3095	3012-41300-101-491495	-	-	15,000	-	-	-	-	-	325,000	-
Total:		-	-	15,000	-	-	-	-	-	325,000	-
Construction	3012-43790-101-540673	-	-	15,000	-	-	-	-	-	325,000	-
Total:		-	-	15,000	-	-	-	-	-	325,000	-

**Village of Oak Park
Capital Improvement Program
2021 - 2025**

Project: **Fire Station 3 Overhead Door and Exterior Doors Replacement**

Priority Code: **N/A**

Category: **Building Improvements**



Description:

This project involved replacing the existing overhead doors at the south fire station with a new, more effective overhead door system. Also included was the replacement of all exterior service doors.

Justification:

The previous overhead door system operated slowly, was being repaired regularly and created a clearance issue for fire trucks leaving and entering the building. The previous exterior service doors were original to the building and had warped and rusted framing. Replacing the doors was be beneficial to the Village through improved response time of the fire department on emergency calls.

Current Status:

This project was completed in 2019.

Funding Sources	Account Number	Actuals		Project Budget	Year End Estimate	Recommended Budget				
		FY 2018	FY 2019	FY2020	FY2020	FY 2021	FY2022	FY 2023	FY 2024	FY 2025
Transfer From CIP Fund #3095	3012-41300-101-491495	-	-	13,943	13,943	-	-	-	-	-
Total:		-	-	13,943	13,943	-	-	-	-	-
Expenditures										
Construction	3012-43790-101-540673	-	-	13,943	13,943	-	-	-	-	-
Total:		-	-	13,943	13,943	-	-	-	-	-

**Village of Oak Park
Capital Improvement Program
2021 - 2025**

Project: **Fire Station 3 Restroom & Locker Room & Bunk Room Renovation** Priority Code: **B** Category: **Building Improvements**



Description:

This project involves renovating the restrooms and locker rooms at the south fire station. The south fire station has a locker room that needs to be divided into men's/women's locker rooms. Currently, only a men's locker room exists.

Justification:

There currently is no women's locker room area at the south fire station. In the future if there are female fire department employees that use the facility, they would be in need of a secure space. Renovation of the locker room would be beneficial to the Village through increased productivity and morale.

Current Status:

This is a new project. The Fire Department Foreign Fire Board approved to do a cost share with the Village of Oak Park for the remodel of the south side of Station 3 which includes the restroom, locker room, and bunk/workout room. The cost share is 25% of the total project up to \$50,000. Cost estimate was derived from bids that were received in early 2020. Work was postponed due to the COVID-19 pandemic.

Funding Sources	Account Number	Actuals		Project Budget	Year End Estimate	Recommended Budget				
		FY 2018	FY 2019	FY2020	FY2020	FY 2021	FY2022	FY 2023	FY 2024	FY 2025
Foreign Fire Fund	2014-42550-101-570725			37,500						
Transfer From CIP Fund #3095	3012-41300-101-491495	-	-	112,500	-	25,000	425,000	-	-	-
Total:		-	-	150,000	-	25,000	425,000	-	-	-
Expenditures										
Design (Phase II)		-	-	7,500	-	25,000	-	-	-	-
Construction	3012-43790-101-540673	-	-	142,500	-	-	425,000	-	-	-
Total:		-	-	150,000	-	25,000	425,000	-	-	-

**Village of Oak Park
Capital Improvement Program
2021 - 2025**

Project: **Fire Station 3 Roof Repairs**

Priority Code: **F**

Category: **Building Improvements**



Description:

This project involves repairing the roof at the south fire station.

Justification:

Repairing the roof would be beneficial to the Village through improved appearance and condition of the roof and safety of building occupants. Deficiencies and recommended repairs were identified in the Property Condition Assessment (PCA) completed in 2017.

Current Status:

This is a new project.

Funding Sources	Account Number	Actuals		Project Budget	Year End Estimate	Recommended Budget				
		FY 2018	FY 2019			FY 2021	FY 2022	FY 2023	FY 2024	FY 2025
Transfer From CIP Fund #3095	3012-41300-101-491495	-	-	-	-	-	-	-	-	25,000
Total:		-	-	-	-	-	-	-	-	25,000
Expenditures										
Construction	3012-43790-101-540673	-	-	-	-	-	-	-	-	25,000
Total:		-	-	-	-	-	-	-	-	25,000

**Village of Oak Park
Capital Improvement Program
2021 - 2025**

Project: **Multi Modal Station Entrance Door Replacement**

Priority Code: **F**

Category: **Building Improvements**



Description:

The Multi Modal station entranceway on North Blvd. is in need of repair. The doors currently do not open or close freely due to upheaval of the concrete floor below.

Justification:

The existing doors and frames are warped and rusted and do not close properly. Replacement of the entranceway would be beneficial to the Village through improved safety, appearance and customer service.

Current Status:

This is a new project.

Funding Sources	Account Number	Actuals		Project Budget	Year End Estimate	Recommended Budget				
		FY 2018	FY 2019	FY2020	FY2020	FY 2021	FY2022	FY 2023	FY 2024	FY 2025
Transfer From CIP Fund #3095	3012-41300-101-491495	-	-	-	-	-	35,000	-	-	-
Total:		-	-	-	-	-	35,000	-	-	-
Expenditures										
Construction	3012-43790-101-540673	-	-	-	-	-	35,000	-	-	-
Total:		-	-	-	-	-	35,000	-	-	-

**Village of Oak Park
Capital Improvement Program
2021 - 2025**

Project: Transit Station Improvements

Priority Code: F

Category: Building Improvements



Description:

This project includes the facade improvements to the Downtown Oak Park Multi Modal Station and the Oak Park CTA Station primarily including Public Art.

Justification:

To improve appearance and customer service. Multi Modal station at Marion has recently lost the fare collectors office and previously lost the coffee shop. Consideration to interior improvements and inside/outside Public Art will be considered.

Current Status:

Coordination with CTA and Metra will take place as part of the streetscape improvements for these areas. It is planned to begin a preliminary design tied with new agreement with Metra in 2023. Work was delayed due to the COVID-19 pandemic.

Funding Sources	Account Number	Actuals		Project Budget	Amended Budget	Year End Estimate	Recommended Budget				
		FY 2018	FY 2019	FY2020	FY2020	FY2020	FY 2021	FY2022	FY 2023	FY 2024	FY 2025
Transfer From CIP Fund #3095	3012-41300-101-491495	-	-	50,000	-	-	-	-	50,000	250,000	-
Total:		-	-	50,000	-	-	-	-	50,000	250,000	-
Expenditures											
Design (Phase II)	3012-43790-101-540673	-	-	50,000	-	-	-	-	50,000	-	-
Construction	3012-43790-101-540673	-	-	-	-	-	-	-	-	250,000	-
Total:		-	-	50,000	-	-	-	-	50,000	250,000	-

**Village of Oak Park
Capital Improvement Program
2021 - 2025**

Project: Police Department Facilities Upgrades

Priority Code: N/A

Category: Building Improvements



Description:

In 2015 this project involved installation of new lockers and updated plumbing in the men's locker room. New flooring and seating areas were also installed and minor upgrades to the women's locker room were completed which included new paint, floor cleaning, new sink and counter and shower area repairs. Funds budgeted in 2017 and 2018 would be for other Police facility upgrades in coordination with the furniture replacement.

Justification:

The men's locker room was original and obsolete and was in need of remodeling. Other Police station improvements will allow for creating more efficient work spaces and common areas within the facility.

Current Status:

Locker room remodeling work was completed in October of 2015. The sergeant's locker room was remodeled in the winter of 2018. Remaining 2018 projects include remodeling of the men's and women's restrooms in the secured area of the Police Dept, and installing soundproofing materials in the investigation rooms.



Funding Sources	Account Number	Actuals		Project Budget	Year End Estimate	Recommended Budget				
		FY 2018	FY 2019	FY2020	FY2020	FY 2021	FY2022	FY 2023	FY 2024	FY 2025
Transfer From CIP Fund #3095	3012-41300-101-491495	37,725	1,152	-	-	-	-	-	-	-
Total:		37,725	1,152	-	-	-	-	-	-	-
Expenditures										
Construction	3012-43790-101-540673	37,725	1,152	-	-	-	-	-	-	-
Total:		37,725	1,152	-	-	-	-	-	-	-

**Village of Oak Park
Capital Improvement Program
2021 - 2025**

Project: **Police Department - Construction of a Replacement Station**

Priority Code: **A**

Category: **Building Improvements**



Description:

This project involves the construction of a replacement Police Station. Work will include completion of a Needs Assessment and site selection phase, schematic design, design development, preparation of construction documents and construction. The project also involves upgrading the ventilation system in the firing range.

Justification:

The Police Station is currently located in the lower level of Village Hall. This operation has been located in Village Hall since its construction in the mid 1970's. The facility is over crowded, inefficient and obsolete.

Current Status:

A space needs assessment was completed in 2019. The estimated expenditures below do not include land acquisition or environmental remediation costs, if necessary. The preferred option includes relocating the Police to a replacement facility on the same site as the current Police Stations which would include renovating a portion of the existing space. On 2/18/20 the Village Board approved FGM Architects to proceed with Schematic Design services at a cost of \$322,600. Design Development (\$450,000), Construction Document preparation (\$775,000) is planned in 2021. Bidding /Construction Mgmt. (\$125,000) is planned in 2022. Work is anticipated to start in 2022 after a fall 2021 bidding. Work was delayed due to the COVID-19 pandemic. In September 2020, the Village Board approved a contract to complete the upgrading of the ventilation system in the firing range. Engineering and construction for this work are the only FY2020 expenses.

Funding Sources	Account Number	Actuals		Project Budget	Amended Budget	Year End Estimate	Recommended Budget				
		FY 2018	FY 2019	FY2020	FY2020	FY2020	FY 2021	FY2022	FY 2023	FY 2024	FY 2025
Grant for Range	3012.43790.101.431400					400,000					
Bond Anticipation Note	3012.41300.101.493806						1,550,000				
Transfer From CIP Fund #3095	3012-41300-101-491495		53,680	4,000,000	1,000,000	50,000	-	31,125,000	-		
Total:		-	53,680	4,000,000	1,000,000	450,000	1,550,000	31,125,000	-	-	-
Expenditures											
Design	3012-43790-101-540673	-	53,680	4,000,000	1,000,000	45,000	1,550,000	125,000	-		
Furnishings, equipment, communications systems	3012-43790-101-540673						-	1,100,000			
Utilities, environmental, material testing, commissioning, etc.	3012-43790-101-540673						-	900,000			
Renovation of existing station	3012-43790-101-540673						-	5,500,000			
Construction	3012-43790-101-540673		-	-		405,000	-	23,500,000	-		
Total:		-	53,680	4,000,000	1,000,000	450,000	1,550,000	31,125,000	-	-	-

**Village of Oak Park
Capital Improvement Program
2021 - 2025**

Project: **Public Works Center Air Supply for Lower Level Shops**

Priority Code: **F**

Category: **Building Improvements**



Description:

This project involves the installation of air supply pipes and hoses in the lower level shop areas. This project would also include relocating the existing back-up air compressor in the Fleet shop to a new location and adding new air lines.

Justification:

Original plans for the new Public Works Center included air supply lines in the lower level shops. This feature was eliminated from the scope of work due to budget restrictions. The existing air compressor inside the Fleet shop would not require replacement - there is sufficient capacity to add air supply lines to the lower level shops which would assist staff in creating a more efficient operation.

Current Status:

This is a new project. There are currently no air supply lines in the lower level shops.

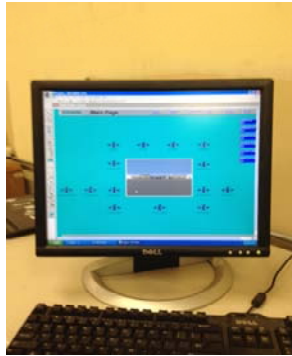
Funding Sources	Account Number	Actuals		Project Budget	Year End Estimate	Recommended Budget				
		FY 2018	FY 2019	FY2020	FY2020	FY 2021	FY2022	FY 2023	FY 2024	FY 2025
Transfer From CIP Fund #3095	3012-41300-101-491495	-	-	-	-	-	-	-	-	25,000
Total:		-	-	-	-	-	-	-	-	25,000
Expenditures										
Construction	3012-43790-101-540673	-	-	-	-	-	-	-	-	25,000
Total:		-	-	-	-	-	-	-	-	25,000

**Village of Oak Park
Capital Improvement Program
2021 - 2025**

Project: **PWC - Building Automation System (BAS) Work**

Priority Code: **A**

Category: **Building Improvements**



Description:

This project involved upgrades to the existing Building Automation System (BAS) for the Heating Ventilation and Air Conditioning (HVAC) system at the Public Works Center.

Justification:

The software system was original from initial construction (2007). The system was no longer supported by the vendor and needed to be updated to the new version.

Current Status:

SIEMENS completed installation of the new BAS in July of 2019. Additional funds in 2021 are needed to complete the upgrade in its entirety, as only a portion of the upgrade was done in 2019. Additional upgrades would include trending reporting, scheduling programs to allow for better utilization and efficiencies of the BAS and field panel migration to the new BAS. This work was scheduled to be done in 2020 but was delayed due to COVID-19.

Funding Sources	Account Number	Actuals		Project Budget	Amended Budget	Year End Estimate	Recommended Budget				
		FY 2018	FY 2019	FY2020	FY2020	FY2020	FY 2021	FY2022	FY 2023	FY 2024	FY 2025
Transfer From CIP Fund #3095	3012-41300-101-491495	-	35,000	25,000	-	-	-	75,000	-	-	-
Total:		-	35,000	25,000	-	-	-	75,000	-	-	-
Expenditures											
Design (Phase II)		-	-	25,000	-	-	-	-	-	-	-
Construction	3012-43790-101-540673	-	35,000	-	-	-	-	75,000	-	-	-
Total:		-	35,000	25,000	-	-	-	75,000	-	-	-

**Village of Oak Park
Capital Improvement Program
2021 - 2025**

Project: Public Works Center Cistern Installation

Priority Code: F

Category: Building Improvements



Description:

This project involves installing a rain water cistern at the Public Works Center.

Justification:

The roof system at the PWC can provide a significant amount of rain water which can be used for Irrigation of Village landscaped areas. This harvested rainwater would reduce the burden and expense of using drinking water.

Current Status:

Currently Village staff and contractors use water from a fire hydrant located in front of the Public Works Center.

Funding Sources	Account Number	Actuals		Project Budget	Year End Estimate	Recommended Budget				
		FY 2018	FY 2019	FY2020	FY2020	FY 2021	FY2022	FY 2023	FY 2024	FY 2025
Transfer From CIP Fund #3095	3012-41300-101-491495	-	-	-	-	-	-	-	35,000	-
Total:		-	-	-	-	-	-	-	35,000	-
Expenditures										
Design (Phase II)		-	-	-	-	-	-	-	2,500	-
Construction	3012-43790-101-540673	-	-	-	-	-	-	-	32,500	-
Total:		-	-	-	-	-	-	-	35,000	-

**Village of Oak Park
Capital Improvement Program
2021 - 2025**

Project: **Public Works Center CNG Station Upgrades**

Priority Code: **F**

Category: **Building Improvements**



Description:

This project involves upgrading the compressed natural gas (CNG) fueling station at the Public Works Center

Justification:

The existing CNG station is over thirteen years old and will be in need of upgrades in order to continue providing CNG to Village owned vehicles that operate on CNG.

Current Status:

The current system was operational until mid 2019. The dispenser is currently not operational. The Village currently has two CNG vehicles so this work may be delayed until more CNG vehicles become readily available. In 2023 the proposed is replacement of the dispenser. In 2024 the upgrade of the compressor is proposed.

Funding Sources	Account Number	Actuals		Project Budget	Year End Estimate	Recommended Budget				
		FY 2018	FY 2019	FY2020	FY2020	FY 2021	FY2022	FY 2023	FY 2024	FY 2025
Transfer From CIP Fund #3095	3012-41300-101-491495	-	-	-	-	-	-	40,000	60,000	-
Total:		-	-	-	-	-	-	40,000	60,000	-
Expenditures										
Construction	3012-43790-101-540673	-	-	-	-	-	-	40,000	60,000	-
Total:		-	-	-	-	-	-	40,000	60,000	-

**Village of Oak Park
Capital Improvement Program
2021 - 2025**

Project: **Public Works Center Emergency Power Panel Upgrade**

Priority Code:

F

Category:

Building Improvements



Description:

The Public Works Center (PWC) stationary emergency generator provides power to an emergency electrical panel that powers certain circuits for life safety related devices in the building. There is sufficient capacity on the panel to install additional circuits.

Justification:

To improve safety and provide uninterrupted power to various areas throughout the PWC in case of a power outage.

Current Status:

The existing emergency generator is working and provides minimal back-up power.


Funding Sources	Account Number	Actuals		Project Budget	Year End Estimate	Recommended Budget				
		FY 2018	FY 2019	FY2020	FY2020	FY 2021	FY2022	FY 2023	FY 2024	FY 2025
Transfer From CIP Fund #3095	3012-41300-101-491495	-	-	-	-	-	-	25,000	-	-
Total:		-	-	-	-	-	-	25,000	-	-
Expenditures										
Design (Phase II)	3012-43790-101-540673	-	-	-	-	-	-	2,500	-	-
Construction	3012-43790-101-540673	-	-	-	-	-	-	22,500	-	-
Total:		-	-	-	-	-	-	25,000	-	-

**Village of Oak Park
Capital Improvement Program
2021 - 2025**

Project: **PWC - Exterior Wood and Coping Stone Repair**

Priority Code: **F**

Category: **Building Improvements**



Description:

This project involves repairing exterior wood laminate and coping stones at the Public Works Center.

Justification:

The existing exterior wood laminate and coping stones along the roof edges are worn due to weather and are in need of repair.

Current Status:

This is a new project.


Funding Sources	Account Number	Actuals		Project Budget	Year End Estimate	Recommended Budget				
		FY 2018	FY 2019	FY2020	FY2020	FY 2021	FY2022	FY 2023	FY 2024	FY 2025
Transfer From CIP Fund #3095	3012-41300-101-491495	-	-	-	-	-	-	-	50,000	-
Total:		-	-	-	-	-	-	-	50,000	-
Expenditures										
Construction	3012-43790-101-540673	-	-	-	-	-	-	-	50,000	-
Total:		-	-	-	-	-	-	-	50,000	-

**Village of Oak Park
Capital Improvement Program
2021 - 2025**

Project: **Public Works Center Floor Sealing**

Priority Code: **F**

Category: **Building Improvements**



Description:

This project involves installing a traffic coating membrane in select areas on the first floor of the Public Works Center (PWC) vehicle storage area.

Justification:

This project is necessary to prevent leaking into the lower level of the PWC from operations taking place on the first floor and to improve the longevity and structural integrity of the PWC.

Current Status:

This project is a continuation of the previous two phases of work which occurred in 2014 and 2015. The work would cover the remaining areas on the first level of the PWC that were not included in the first two phases.

Funding Sources	Account Number	Actuals		Project Budget	Year End Estimate	Recommended Budget				
		FY 2018	FY 2019	FY2020	FY2020	FY 2021	FY2022	FY 2023	FY 2024	FY 2025
Transfer From CIP Fund #3095	3012-41300-101-491495	-	-	-	-	-	-	100,000	-	-
Total:		-	-	-	-	-	-	100,000	-	-

Expenditures

Construction	3012-43790-101-540673	-	-	-	-	-	-	100,000	-	-
Total:		-	-	-	-	-	-	100,000	-	-

**Village of Oak Park
Capital Improvement Program
2021 - 2025**

Project: PWC - Fuel Management System

Priority Code: N/A

Category: Building Improvements



Description:

This project involved replacing the obsolete fuel distribution system at the Public Works Center.

Justification:

The previous software and system hardware were original from initial construction (2007). The system was replaced by a newer system upgradeable for better data acquisition in the future.

Current Status:

This project has been completed.

Funding Sources	Account Number	Actuals		Project Budget	Year End Estimate	Recommended Budget				
		FY 2018	FY 2019	FY2020	FY2020	FY 2021	FY2022	FY 2023	FY 2024	FY 2025
Transfer From CIP Fund #3095	3012-41300-101-491495	26,226	-	-	-	-	-	-	-	-
Total:		26,226	-	-	-	-	-	-	-	-
Expenditures										
Construction	3012-43790-101-540673	26,226	-	-	-	-	-	-	-	-
Total:		26,226	-	-	-	-	-	-	-	-

**Village of Oak Park
Capital Improvement Program
2021 - 2025**

Project: **Public Works Center Fuel Station Lighting Upgrades**

Priority Code: **F**

Category: **Building Improvements**



Description:

This project involves installing new LED lamps in the existing fixtures in the Public Works Center fueling station.

Justification:

New LED fixtures would reduce power consumption of the fueling station and would improve the overall lighting creating a safer environment for all users of the fueling station.

Current Status:

This is a new project. Possible grant opportunities could offset the cost of this project.

Funding Sources	Account Number	Actuals		Project Budget	Year End Estimate	Recommended Budget				
		FY 2018	FY 2019	FY2020	FY2020	FY 2021	FY2022	FY 2023	FY 2024	FY 2025
Transfer From CIP Fund #3095	3012-41300-101-491495	-	-	-	-	-	-	-	25,000	-
Total:		-	-	-	-	-	-	-	25,000	-
Expenditures										
Construction	3012-43790-101-540673	-	-	-	-	-	-	-	25,000	-
Total:		-	-	-	-	-	-	-	25,000	-

**Village of Oak Park
Capital Improvement Program
2021 - 2025**

Project: **Public Works Center Green Roof Upgrades**

Priority Code: **F**

Category: **Building Improvements**



Description:

This project involves installing new drainage tiles for the existing green roof and installation of a new built green roof section for demonstration purposes.

Justification:

The current green roof system at the Public Works Center (PWC) is healthy but it is not growing at the expected rate. New drainage tiles installed under the existing green roof trays would help improve water and air flow and promote a more healthy and abundant green roof. If money allows, a small section of "built" green roof could be installed to show residents and other tour groups another option for green roof installation.

Current Status:

The existing green roof has been under a maintenance contract since 2016. The condition is improving, but the correct contractor feels some of the issues associated with the condition and quality of the existing roof are related to the roof trays sitting on the building roof without a drainage underlayment. Systems installed today would not be installed without this underlayment.

Funding Sources	Account Number	Actuals		Project Budget	Year End Estimate	Recommended Budget				
		FY 2018	FY 2019	FY2020	FY2020	FY 2021	FY2022	FY 2023	FY 2024	FY 2025
Transfer From CIP Fund #3095	3012-41300-101-491495	-	-	-	-	-	-	30,000	-	-
Total:		-	-	-	-	-	-	30,000	-	-
Expenditures										
Design (Phase II)	3012-43790-101-540673	-	-	-	-	-	-	2,500	-	-
Construction	3012-43790-101-540673	-	-	-	-	-	-	27,500	-	-
Total:		-	-	-	-	-	-	30,000	-	-

**Village of Oak Park
Capital Improvement Program
2021 - 2025**

Project: **Public Works Center HVAC Air and Fan Motor
Balancing**

Priority Code: **F**

Category: **Building Improvements**



Description:

This project involves conducting a vibration analysis, balancing and air flow test of all Heating Ventilation and Air Conditioning (HVAC) fan motors in all of the air handling units at the Public Works Center (PWC).

Justification:

There are sixteen large fan motors throughout the building that need to be maintained and serviced periodically. The existing fan units are working properly but have not been balanced since the PWC opened in 2007. A vibration analysis and balancing of the fan motors is needed in order to prevent mechanical failure. Additionally, an air-balancing test is needed for AHU1 to ensure proper air flow and sufficient air volumes and exchange rates.

Current Status:

Funds proposed for the 2023 budget would be for fan motor balancing and any repairs required due to the balancing analysis. This would be a recurring program approximately every three years.



Funding Sources	Account Number	Actuals		Project Budget	Year End Estimate	Recommended Budget				
		FY 2018	FY 2019			FY 2021	FY 2022	FY 2023	FY 2024	FY 2025
Transfer From CIP Fund #3095	3012-41300-101-491495	-	-	-	-	-	-	25,000	-	25,000
Total:		-	-	-	-	-	-	25,000	-	25,000
Expenditures										
Construction	3012-43790-101-540673	-	-	-	-	-	-	25,000	-	25,000
Total:		-	-	-	-	-	-	25,000	-	25,000

**Village of Oak Park
Capital Improvement Program
2021 - 2025**

Project: **Public Works Center Locker Room Upgrades**

Priority Code: **F**

Category: **Building Improvements**



Description:

This project involves replacing the existing lockers in the men's locker room at the Public Works Center (PWC) with new, larger, sloped lockers.

Justification:

When the new PWC was completed in 2007, the PW Dept. elected not to purchase new lockers for the men's locker room. Instead, the existing lockers were removed from the previous Public Works building and reused in the new PWC. Many of the lockers are in poor condition and are in need of replacement.

Current Status:

This is a new project. The PW Dept. will seek to purchase similarly-sized, sloped-style lockers as what was installed in the Police Dept. locker room in 2015.


Funding Sources	Account Number	Actuals		Project Budget	Year End Estimate	Recommended Budget				
		FY 2018	FY 2019	FY2020	FY2020	FY 2021	FY2022	FY 2023	FY 2024	FY 2025
Transfer From CIP Fund #3095	3012-41300-101-491495		-	-	-	-	-	-	-	55,000
Total:			-	-	-	-	-	-	-	55,000
Expenditures										
Construction	3012-43790-101-540673		-	-	-	-	-	-	-	55,000
Total:			-	-	-	-	-	-	-	55,000

**Village of Oak Park
Capital Improvement Program
2021 - 2025**

Project: PWC - Mechanical, Electrical,
Plumbing and Fire Protection
System Repairs

Priority Code: F

Category: Building Improvements



Description:

This project involves repairs and upgrades to mechanical, electrical and plumbing systems at the Public Works Center (PWC). A more detailed description of suggested repairs would be identified in the Property Condition Assessment (PCA) that was completed at the PWC in 2018. Also included would be repairs to the fire protection systems.

Justification:

The PCA identified various deficiencies and repair recommendations for the MEP systems at the PWC.

Current Status:

This is a new project. Specific scope items were identified in the 2018 PCA and include new electric cab and unit heaters, new air compressors, new exhaust fans, replacement of drains and piping, lighting conversion to LED and fire protection system pipe and head testing.

Funding Sources	Account Number	Actuals		Project Budget	Year End Estimate		Recommended Budget			
		FY 2018	FY 2019	FY2020	FY2020	FY 2021	FY2022	FY 2023	FY 2024	FY 2025
Transfer From CIP Fund #3095	3012-41300-101-491495	-	-	-	-	-	-	105,000	55,000	135,000
Total:		-	-	-	-	-	-	105,000	55,000	135,000
Expenditures										
Construction	3012-43790-101-540673	-	-	-	-	-	-	105,000	55,000	135,000
Total:		-	-	-	-	-	-	105,000	55,000	135,000

**Village of Oak Park
Capital Improvement Program
2021 - 2025**

Project: **PWC - New High-speed Overhead Doors for Fleet**

Priority Code: **F**

Category: **Building Improvements**



Description:

This project involves installing new high-speed overhead doors in the Fleet Shop.

Justification:

The existing metal overhead doors in the Fleet Shop, of which there four, are original to the building and operate very slowly. Installation of a new high-speed door on the north end of the Fleet Shop would be beneficial to the Village through increased productivity and response time. In subsequent years, additional high-speed doors would be installed where the metal doors are located.

Current Status:

This is a new and ongoing project.


Funding Sources	Account Number	Actuals		Project Budget	Year End Estimate	Recommended Budget				
		FY 2018	FY 2019	FY2020	FY2020	FY 2021	FY2022	FY 2023	FY 2024	FY 2025
Transfer From CIP Fund #3095	3012-41300-101-491495	-	-	-	-	-	-	30,000	-	-
Total:		-	-	-	-	-	-	30,000	-	-
Expenditures										
Construction	3012-43790-101-540673	-	-	-	-	-	-	30,000	-	-
Total:		-	-	-	-	-	-	30,000	-	-

**Village of Oak Park
Capital Improvement Program
2021 - 2025**

Project: **PWC - New Metal Overhead Doors**

Priority Code: **N/A**

Category: **Building Improvements**



Description:

This project involved replacing two existing metal overhead doors at the Public Works Center.

Justification:

There are three exterior metal overhead doors at the PWC that are the main points of ingress/egress to the building for PW vehicles and equipment. One of the doors became inoperable in late 2016 and a new one was installed in early 2017. The other two exterior overhead metal doors were original to the building and were replaced in 2019.

Current Status:

This project has been completed.

Funding Sources	Account Number	Actuals		Project Budget	Year End Estimate	Recommended Budget				
		FY 2018	FY 2019			FY 2021	FY 2022	FY 2023	FY 2024	FY 2025
Transfer From CIP Fund #3095	3012-41300-101-491495	-	56,480				-	-	-	-
Total:		-	56,480	-	-	-	-	-	-	-
Expenditures										
Construction	3012-43790-101-540673	-	56,480				-	-	-	-
Total:		-	56,480	-	-	-	-	-	-	-

**Village of Oak Park
Capital Improvement Program
2021 - 2025**

Project: **Public Works Off-Site Salt Storage**

Priority Code: **N/A**

Category: **Building Improvements**



Description:

This project involved the construction of an off site salt storage area.

Justification:

Salt is stored inside the Public Works Center, however the storage amount is only 1,000 tons. The Village uses approximately 4,000 to 5,000 tons annually. There are times when salt is not replenished as fast as it is used thus there exists a potential shortage of salt for snow and ice events.

Current Status:

In 2014 the Village entered into an agreement with the Cook County Forest Preserve District which allows the Village to store salt and other materials at their yard in Maywood. The work in 2017 involved the construction of a fabric structure over the salt storage area to keep the salt covered and out of the elements. In 2018, a change order of \$14,341 was required to design and construct structural modifications to the concrete block wall, as required to obtain a Cook County Building permit (plus an additional \$1,200 for the permit). This project is complete.


Funding Sources	Account Number	Actuals		Project Budget	Year End Estimate	Recommended Budget				
		FY 2018	FY 2019	FY2020	FY2020	FY 2021	FY2022	FY 2023	FY 2024	FY 2025
Transfer From CIP Fund #3095	3012-41300-101-491495	14,966		-	-	-	-	-	-	-
Total:		14,966	-	-	-	-	-	-	-	-
Expenditures										
Construction	3012-43790-101-540673	14,966		-	-	-	-	-	-	-
Total:		14,966	-	-	-	-	-	-	-	-

**Village of Oak Park
Capital Improvement Program
2021 - 2025**

Project: **Public Works Center Painting**

Priority Code: **F**

Category: **Building Improvements**



Description:

This project involves painting various areas throughout the PWC that were never painted during the original construction as well as re-painting areas that are in need.

Justification:

Various areas throughout the PWC were never painted when the building was completed due to budgetary restrictions. Some areas that were painted require new paint.

Current Status:

This is an ongoing project and bids would be solicited in early 2022.

Funding Sources	Account Number	Actuals		Project Budget	Year End Estimate	Recommended Budget				
		FY 2018	FY 2019	FY2020	FY2020	FY 2021	FY2022	FY 2023	FY 2024	FY 2025
Transfer From CIP Fund #3095	3012-41300-101-491495	-	-	-	-	-	25,000	-	25,000	-
Total:		-	-	-	-	-	25,000	-	25,000	-
Expenditures										
Construction	3012-43790-101-540673	-	-	-	-	-	25,000	-	25,000	-
Total:		-	-	-	-	-	25,000	-	25,000	-

**Village of Oak Park
Capital Improvement Program
2021 - 2025**

Project: **Public Works Center Rain Garden**

Priority Code: **D**

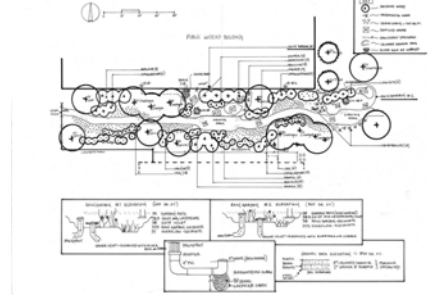
Category: **Building Improvements**



Existing Conditions



Example of a Rain Garden



Proposed Plan

Description:

This project consists of a "Demonstration Rain Garden" project in the rear property of the Public Works Center

Justification:

The rear property of the Public Works Center, on the south side of the building adjacent to the residences, has been a challenge to establish a good turf area. This area has a drainage structure which continues to hold water. As part of the Village's efforts in promoting private property storm water management, this project would provide a good example of the rain garden method.

Current Status:

In 2017 staff enlisted the services of a landscape architect to provide a detailed plan for construction. The Village received grant funding through the Metropolitan Water Reclamation District of Greater Chicago Green Infrastructure Project Partnership Program in the amount of \$20,000. Due to the impacts of the COVID-19 pandemic, the Reclamation District allowed this project to be deferred until 2021.

Funding Sources	Account Number	Actuals		Project Budget	Amended Budget	Year End Estimate	Recommended Budget				
		FY 2018	FY 2019	FY2020	FY2020	FY2020	FY 2021	FY2022	FY 2023	FY 2024	FY 2025
Transfer From CIP Fund #3095	3012-41300-101-491495	-	-	20,000	-	11,893	-	-	-	-	-
MWRD Grant Revenue	3012-43790-101-540673	-	-	20,000	-	-	20,000	-	-	-	-
Total:		-	-	40,000	-	11,893	20,000	-	-	-	-

Expenditures											
Design (Phase II)	3095-43780-101-530667	-	-	-	-	11,893	-	-	-	-	-
Construction	3012-43790-101-540673	-	-	40,000	-	-	20,000	-	-	-	-
Total:		-	-	40,000	-	11,893	20,000	-	-	-	-

**Village of Oak Park
Capital Improvement Program
2021 - 2025**

Project: Public Works Fleet Truck Ramp Lift for Fleet Shop

Priority Code: B

Category: Building Improvements



Description:

This project involves the installation of a larger truck lift and relocating the current truck lift. This will create another bay capable of lifting cars and mid sized trucks and provide staff with a truck ramp lift better suited to lifting our modern trucks. Garbage truck, ambulance, grapple truck, etc.

Justification:

The original truck ramp lift was sufficient for the trucks and ambulances. Newer ambulances are one ton heavier and three feet longer than previous models, overtaxing the current lift's capacity. Proposed lift capacity is 30,000 lbs: 15,000 lbs Front/15,000 lbs Rear.

Current Status:

The current truck ramp lift capacity is 18,000 lbs: 9,000 lbs Front/9,000 lbs Rear. New ambulances typically weigh 18,000 lbs: 7,000 lbs. Front/13,660 lbs. Rear. Work was delayed due to the COVID-19 pandemic.

Funding Sources	Account Number	Actuals		Project Budget	Amended Budget	Year End Estimate	Recommended Budget				
		FY 2018	FY 2019	FY2020	FY2020	FY2020	FY 2021	FY2022	FY 2023	FY 2024	FY 2025
Transfer From CIP Fund #3095	3012-41300-101-491495	-	-	45,000	-	-	-	50,000	-	-	-
Total:		-	-	45,000	-	-	-	50,000	-	-	-

Expenditures


Construction	3012-43790-101-540673	-	-	45,000	-	-	-	50,000	-	-	-
Total:		-	-	45,000	-	-	-	50,000	-	-	-

**Village of Oak Park
Capital Improvement Program
2021 - 2025**

Project: **PWC - UST Access Port Repairs**

Priority Code: **N/A**

Category: **Building Improvements**



Description:

This project involved replacing the access points and covers at the PWC underground storage tank (UST) fueling station. The project required saw cutting existing concrete and replacing access points as well as lids.

Justification:

The previous access points were original from initial construction (2007) and were deteriorating.

Current Status:

This project has been completed.

Funding Sources	Account Number	Actuals		Project Budget	Year End Estimate	Recommended Budget				
		FY 2018	FY 2019	FY2020	FY2020	FY 2021	FY2022	FY 2023	FY 2024	FY 2025
Transfer From CIP Fund #3095	3012-41300-101-491495	42,685	-	-	-	-	-	-	-	-
Total:		42,685	-	-	-	-	-	-	-	-
Expenditures										
Construction	3012-43790-101-540673	42,685	-	-	-	-	-	-	-	-
Total:		42,685	-	-	-	-	-	-	-	-

**Village of Oak Park
Capital Improvement Program
2021 - 2025**

Project: **PWC - UST Monitoring System**

Priority Code: **N/A**

Category: **Building Improvements**



Description:

This project involved upgrading the existing obsolete underground storage tank (UST) leak monitoring system at the Public Works Center.

Justification:

The previous system was original from initial construction (2007). The system did not meet the standards of the current Fire Marshall inspectors.

Current Status:

This project has been completed.

Funding Sources	Account Number	Actuals		Project Budget	Year End Estimate	Recommended Budget				
		FY 2018	FY 2019	FY2020	FY2020	FY 2021	FY2022	FY 2023	FY 2024	FY 2025
Transfer From CIP Fund #3095	3012-41300-101-491495	4,672	1,850	-	-	-	-	-	-	-
Total:		4,672	1,850	-	-	-	-	-	-	-

Expenditures		Actuals		Project Budget	Year End Estimate	Recommended Budget				
		FY 2018	FY 2019	FY2020	FY2020	FY 2021	FY2022	FY 2023	FY 2024	FY 2025
Construction	3012-43790-101-540673	4,672	1,850	-	-	-	-	-	-	-
Total:		4,672	1,850	-	-	-	-	-	-	-

**Village of Oak Park
Capital Improvement Program
2021 - 2025**

Project: **Public Works Center Utility Piping Replacements**

Priority Code: **F**

Category: **Building Improvements**



Description:

This project involves replacing electrical conduit and plumbing pipes at the Public Works Center that have been damaged by exposure to salt.

Justification:

Salt corrosion has damaged various electrical conduit and plumbing pipes in the lower level of the PWC. The Property Condition Assessment (PCA) that was completed at the Public Works Center in 2018 identified specific items in need of immediate repair at the east end of the lower level.

Current Status:

This is a new and ongoing project.

Funding Sources	Account Number	Actuals		Project Budget	Year End Estimate	Recommended Budget				
		FY 2018	FY 2019	FY2020	FY2020	FY 2021	FY2022	FY 2023	FY 2024	FY 2025
Transfer From CIP Fund #3095	3012-41300-101-491495	-	-	-	-	-	25,000	-	25,000	-
Total:		-	-	-	-	-	25,000	-	25,000	-

Expenditures										
Construction	3012-43790-101-540673	-	-	-	-	-	25,000	-	25,000	-
Total:		-	-	-	-	-	25,000	-	25,000	-

**Village of Oak Park
Capital Improvement Program
2021 - 2025**

Project: **Public Works Center - Records Storage Buildout**

Priority Code: **F**

Category: **Building Improvements**



Description:

This project involves expanding the records storage cage in the lower level of the PWC to create more file storage space.

Justification:

More space is needed for records storage since the Central Pump Station file storage area is no longer available and the future of the Dole Learning Center file storage space is uncertain.

Current Status:

This is a new project.

Funding Sources	Account Number	Actuals		Project Budget	Year End Estimate	Recommended Budget				
		FY 2018	FY 2019	FY2020	FY2020	FY 2021	FY2022	FY 2023	FY 2024	FY 2025
Transfer From CIP Fund #3095	3012-41300-101-491495	-	-	-	-	-	-	50,000	-	-
Total:		-	-	-	-	-	-	50,000	-	-


Expenditures										
Construction	3012-43790-101-540673	-	-	-	-	-	-	50,000	-	-
Total:		-	-	-	-	-	-	50,000	-	-

**Village of Oak Park
Capital Improvement Program
2021 - 2025**

Project: **Public Works Center Wash Bay Floor Drain Upgrades**

Priority Code: **A**

Category: **Building Improvements**



Description:

This project involves improving the Public Works Center wash bay floor drains.

Justification:

The current floor drain system in the Public Works Center wash bay is not sufficient in size and capacity to properly drain the wash bay floor. The wash bay is used on a daily basis and the floor drains frequently become clogged with debris. Also, water often leaks into the occupied space (Water & Sewer Supervisor's office) beneath the wash bay in the lower level when the wash bay floor gets flooded.

Current Status:

A new traffic coating membrane was installed on the wash bay floor and has improved the water leaks below the floor. The drains continue to back up often. Work was planned for 2021 but was delayed due to COVID-19. Work planned for 2021 would include design of trench drains and a triple basin. Work planned for 2022 would include installation of new trench drains and tripple basin, as well as new piping and concrete. A mechanical engineer would be retained in early 2021 to provide a more detailed construction cost estimate.

Funding Sources	Account Number	Actuals		Project Budget	Amended Budget	Year End Estimate	Recommended Budget				
		FY 2018	FY 2019	FY2020	FY2020	FY2020	FY 2021	FY2022	FY 2023	FY 2024	FY 2025
Transfer From CIP Fund #3095	3012-41300-101-491495	-	-	10,000	-	-	-	10,000	100,000	-	-
Total:		-	-	10,000	-	-	-	10,000	100,000	-	-
Expenditures											
Design (Phase II)	3012-43790-101-540673	-	-	10,000	-	-	-	-	-	-	-
Construction	3012-43790-101-540673	-	-	-	-	-	-	10,000	100,000	-	-
Total:		-	-	10,000	-	-	-	10,000	100,000	-	-

**Village of Oak Park
Capital Improvement Program
2021 - 2025**

Project: **Public Works Center White Roof Repair**

Priority Code: **F**

Category: **Building Improvements**



Description:

This project involves repairing various sections of the reflective white roof at the Public Works Center.

Justification:

The white reflective roof will be fifteen years old in 2022 and will be in need of some substantial repairs. The Property Condition Assessment (PCA) of the Public Works Center completed in 2018 identified specific items in need of repair.

Current Status:

This is new project. An analysis (infrared roof scan) was completed in the spring of 2018 and a small area damaged by moisture was identified. This area was repaired in the summer of 2018, and the rest of the white roof area was professionally cleaned. Work planned for 2024 would include replacement of roof drain hardware, primer and top coat application, installation of galvanized steel counterflashing and power washing.

Funding Sources	Account Number	Actuals		Project Budget	Year End Estimate	Recommended Budget				
		FY 2018	FY 2019	FY2020	FY2020	FY 2021	FY2022	FY 2023	FY 2024	FY 2025
Transfer From CIP Fund #3095	3012-41300-101-491495	27,395	-	-	-	-	-	-	275,000	-
Total:		27,395	-	-	-	-	-	-	275,000	-
Expenditures										
Design (Phase II)		-	-	-	-	-	-	-	10,000	-
Construction	3012-43790-101-540673	27,395	-	-	-	-	-	-	265,000	-
Total:		27,395	-	-	-	-	-	-	275,000	-

**Village of Oak Park
Capital Improvement Program
2021 - 2025**

Project: **Property Condition Assessment Program (PCA)**

Priority Code: **N/A**

Category: **Building Improvements**



Description:

The project includes providing professional architectural and engineering services for the property condition assessment of buildings owned and maintained by the Village.

Justification:

The purpose of the property condition assessments is to assess the general condition of specific, accessible portions of the subject facilities and develop prioritized repair and maintenance recommendations and budgets to address the issues over the next ten years. This will support the M.A.P. program by determining the life remaining of critical building systems.

Current Status:

Village Hall was completed in 2015. The south fire station was completed in 2017. The Public Works Center assessment was completed in 2018. In 2019, the remaining buildings were completed. This included the main and north fire stations, the Central Water Pumping Station and the North and South Water Pumping Stations.


Funding Sources	Account Number	Actuals		Project Budget	Amended Budget	Year End Estimate	Recommended Budget				
		FY 2018	FY 2019	FY2020	FY2020	FY2020	FY 2021	FY2022	FY 2023	FY 2024	FY 2025
Transfer From CIP Fund #3095	3012-41300-101-491495	21,000	-	-	15,050	15,000	-	-	-	-	-
Total:		21,000	-	-	15,050	15,000	-	-	-	-	-
Expenditures											
Design (Phase II)	3012-101-43790-540673	21,000	-	-	15,050	15,000	-	-	-	-	-
Total:		21,000	-	-	15,050	15,000	-	-	-	-	-

**Village of Oak Park
Capital Improvement Program
2021 - 2025**

Project: Village Hall ADA Chair Lift

Priority Code: N/A

Category: Building Improvements



Description:

This project involved replacing the wheel chair lift, which rides along a set of rails up the stairs from the lower level to the main floor, at the main entrance of Village Hall.

Justification:

The existing lift was inoperable and antiquated. Replacement parts were very difficult to find and elevator contractors had been unwilling to provide a warranty on any repair work.

Current Status:

Staff met with the Disability Access Commission (DAC) in early 2019 and DAC members unanimously decided to replace the lift with a modern wheelchair lift. The new lift was installed in early 2020 and will be completed by the fall of 2020.


Funding Sources	Account Number	Actuals		Project Budget	Amended Budget	Year End Estimate	Recommended Budget				
		FY 2018	FY 2019	FY2020	FY2020	FY2020	FY 2021	FY2022	FY 2023	FY 2024	FY 2025
Transfer From CIP Fund #3095	3012-41300-101-491495	-	-	40,000	38,275	38,275	-	-	-	-	-
Total:		-	-	40,000	38,275	38,275	-	-	-	-	-
Expenditures											
Construction	3012.43790.101.540673	-	-	40,000	38,725	38,275	-	-	-	-	-
Total:		-	-	40,000	38,725	38,275	-	-	-	-	-

**Village of Oak Park
Capital Improvement Program
2021 - 2025**

Project: **Village Hall Council Chambers Balcony Railings Modifications**

Priority Code: **N/A**

Category: **Building Improvements**



Description:

This project involved modifying the existing railings in the balcony of the Council Chambers at Village Hall.

Justification:

The railings were modified to decrease the gaps between the rails. New railings spaced more closely together would improve the safety and structural integrity of the Council Chambers balcony.

Current Status:

This project has been completed.

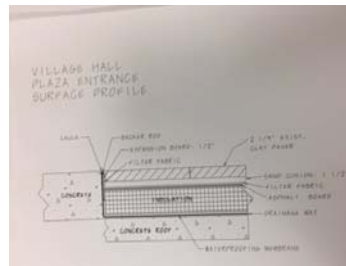
Expenditures	Account Number	Actuals		Project Budget	Year End Estimate	Recommended Budget				
		FY 2018	FY 2019	FY2020	FY2020	FY 2021	FY2022	FY 2023	FY 2024	FY 2025
Transfer From CIP Fund #3095	3012-41300-101-491495	19,420		-	-	-	-	-	-	-
Total:		19,420	-	-	-	-	-	-	-	-
Expenditures										
Construction	3012-43790-101-540673	19,420		-	-	-	-	-	-	-
Total:		19,420	-	-	-	-	-	-	-	-

**Village of Oak Park
Capital Improvement Program
2021 - 2025**

Project: **Village Hall Courtyard Paver Brick Replacement**

Priority Code: **F**

Category: **Building Improvements**



Description:

This project involves leveling the Village Hall courtyard paver blocks on the upper level along the concrete walkways and round-ways. The project could also include adding irrigation to the three tree planters and replacing the trees.

Justification:

The pavers have begun to settle and sink in at various locations along the concrete walkways and round-ways. Also, the three existing trees are showing signs of decline. The planters are a difficult environment for trees to survive since there is no permanent irrigation system.

Current Status:

This project involves leveling the existing pavers along the concrete walkways and round-ways in the courtyard. A new irrigation system for the courtyard trees could also be part of this project but would require further investigation in 2022 to prepare an estimate for 2023.

Expenditures	Account Number	Actuals		Project Budget	Year End Estimate	Recommended Budget				
		FY 2018	FY 2019	FY2020	FY2020	FY 2021	FY2022	FY 2023	FY 2024	FY 2025
Transfer From CIP Fund #3095	3012-41300-101-491495	-	-	-	-	-	-	25,000	-	-
Total:		-	-	-	-	-	-	25,000	-	-
Expenditures										
Construction	3012-43790-101-540673	-	-	-	-	-	-	25,000	-	-
Total:		-	-	-	-	-	-	25,000	-	-

**Village of Oak Park
Capital Improvement Program
2021 - 2025**

Project: Village Hall Courtyard Perimeter Window Replacement Priority Code: F Category: Building Improvements



Description:

This project involves the replacement of the Village Hall courtyard perimeter windows on all three sides.

Justification:

The existing windows are original to the building and are single-pane glass and do not provide a high level of insulation. The zero-rated glass allows sunlight to enter the building which substantially heats up the interior and increases the load on the cooling system. Conversely, it does a poor job of insulating the interior during the winter months thereby increasing the loads on the boilers.

Current Status:

This is a new project.

Funding Sources	Account Number	Actuals		Project Budget	Year End Estimate	Recommended Budget				
		FY 2018	FY 2019	FY2020	FY2020	FY 2021	FY2022	FY 2023	FY 2024	FY 2025
Transfer From CIP Fund #3095	3012-41300-101-491495	-	-	-	-	-	-	-	125,000	-
Total:		-	-	-	-	-	-	-	125,000	-
Expenditures										
Construction	3012-43790-101-540673	-	-	-	-	-	-	-	125,000	-
Total:		-	-	-	-	-	-	-	125,000	-

**Village of Oak Park
Capital Improvement Program
2021 - 2025**

Project: Village Hall Emergency Generator Upgrades

Priority Code: F

Category: Building Improvements



Description:

Village Hall emergency generator will be modified to accept power cables from an external power generator such as a mobile generator outside.

Justification:

The existing generator at Village Hall does not currently have the capacity or capability to accept alternate power cables from an external source without modifying the electrical cabinet temporarily or permanently. Improved electrical reliability for Village Hall.

Current Status:

Currently the generator electrical cabinet has to be rewired temporarily to accept cable from another generator.


Funding Sources	Account Number	Actuals		Project Budget	Year End Estimate	Recommended Budget				
		FY 2018	FY 2019	FY2020	FY2020	FY 2021	FY2022	FY 2023	FY 2024	FY 2025
Transfer From CIP Fund #3095	3012-41300-101-491495	-	-	-	-	-	-	25,000	-	-
Total:		-	-	-	-	-	-	25,000	-	-
Expenditures										
Construction	3012-43790-101-540673	-	-	-	-	-	-	25,000	-	-
Total:		-	-	-	-	-	-	25,000	-	-

**Village of Oak Park
Capital Improvement Program
2021 - 2025**

Project: Village Hall Front Gate Replacement

Priority Code: N/A

Category: Building Improvements



Description:

This project involved replacement of the inoperable front security gate at the main entrance of Village Hall.

Justification:

The previous metal rolling security gate at the Village Hall main entrance became inoperable in late 2019. It was determined that repairs to the old gate would not be feasible both structurally and financially.

Current Status:

A new gate was installed in early 2020 and the gate is now fully functional.

Funding Sources	Account Number	Actuals		Project Budget	Year End Estimate	Recommended Budget				
		FY 2018	FY 2019	FY2020	FY2020	FY 2021	FY2022	FY 2023	FY 2024	FY 2025
Transfer From CIP Fund #3095	3012-41300-101-491495	-	-	11,980	11,980	-	-	-	-	-
Total:		-	-	11,980	11,980	-	-	-	-	-
Expenditures										
Construction	3012-43790-101-540673	-	-	11,980	11,980	-	-	-	-	-
Total:		-	-	11,980	11,980	-	-	-	-	-

**Village of Oak Park
Capital Improvement Program
2021 - 2025**

Project: Village Hall Furniture and Workstation Replacements

Priority Code: B

Category: Building Improvements



Before



After

Description:

This project involves replacement of old furniture and workstations at Village Hall and painting of all interior drywall. Work also includes new carpeting throughout and any miscellaneous electrical or carpentry work.

Justification:

Existing furniture and workstations have outlived their service life at Village Hall. New furniture and workstations will provide an updated, clean appearance improving the customer service experience and could bolster employee morale.

Current Status:

Phase I was completed in December of 2015. Phase II was completed in 2016 and consisted of new furniture in the Village Manager's office, Parking area and Adjudication. Also in 2016, projects included the HR Department completion, HR Conference Room, the Lobby, Conference Room 102, Finance & Development Customer Services completion and additional Public Seating. Work also included carpeting and painting those areas not completed in phase I. In 2017 and 2018, Phase III included limited new furniture, carpeting and painting on the second level, employee lounge and Central Services. Other associated work related to the furniture installation included electrical (new electric along the windows), carpentry and moving expenses. 2019 work included replacement of broken furniture and installing blinds at various locations. 2020 work included replacements as necessary due to failure as needed. 2021 will continue to replace furniture as needed and possibly blinds for the courtyard windows.


Funding Sources	Account Number	Actuals		Project Budget	Year End Estimate	Recommended Budget				
		FY 2018	FY 2019	FY2020	FY2020	FY 2021	FY2022	FY 2023	FY 2024	FY 2025
Transfer From CIP Fund #3095	3012-41300-101-491495	19,391	14,773	25,000	15,000	-	-	-	-	-
Total:		19,391	14,773	25,000	15,000	-	-	-	-	-
Expenditures										
Construction	3012-101-43790-540673	19,391	14,773	25,000	15,000	-	-	-	-	-
Total:		19,391	14,773	25,000	15,000	-	-	-	-	-

**Village of Oak Park
Capital Improvement Program
2021 - 2025**

Project: **Village Hall Geothermal Vault Drainage**

Priority Code: **N/A**

Category: **Building Improvements**



Description:

This project involved improving the drainage in the inner parkway area west of the Village Hall geothermal vault. There are three sump pumps and one roof downspout that were connected to an existing sewer line.

Justification:

The existing sump pumps and roof downspout had been draining directly onto the ground in the area of the geothermal vault. This area would become usper-saturated during heavy rains creating substantial pressure on the geothermal duct work and plenum pit beneath the Council Chambers. The ductwork and pit were repaired in 2018 and to avoid future failure of these critical components, proper drainage of the area was required.

Current Status:

This project has been completed.

Funding Sources	Account Number	Actuals		Project Budget	Year End Estimate	Recommended Budget				
		FY 2018	FY 2019	FY2020	FY2020	FY 2021	FY2022	FY 2023	FY 2024	FY 2025
Transfer From CIP Fund #3095	3012-41300-101-491495	32,340					-	-	-	-
Total:		32,340	-	-	-	-	-	-	-	-
Expenditures										
Construction	3012-101-43790-540673	32,340					-	-	-	-
Total:		32,340	-	-	-	-	-	-	-	-

**Village of Oak Park
Capital Improvement Program
2021 - 2025**

Project: Village Hall Interior Signage Replacement

Priority Code: N/A

Category: Building Improvements



Description:

This project involves replacement of all interior building signage throughout Village Hall, as well as exterior mounted signs and parking lot signage.

Justification:

New signage throughout Village Hall is needed as part of the new furniture and remodeling project that is ongoing at Village Hall. Current signage is out-dated and misplaced. New signage would improve way-finding for all Village Hall users. This project aligns with the Village Board's goal of creating a Dementia-Friendly Community.

Current Status:

This is a new project. Public Works staff would work with VMO Communications staff on the bidding process and installation process. This would be part of the Village-wide way-finding contract.

Funding Sources	Account Number	Actuals		Project Budget	Year End Estimate	Recommended Budget				
		FY 2018	FY 2019	FY2020	FY2020	FY 2021	FY2022	FY 2023	FY 2024	FY 2025
Transfer From CIP Fund #3095	3012-41300-101-491495			25,000	-	-	20,000	-	-	-
Total:		-	-	25,000	-	-	20,000	-	-	-
Expenditures										
Construction	3012-101-43790-540673			25,000	-	-	20,000	-	-	-
Total:		-	-	25,000	-	-	20,000	-	-	-

**Village of Oak Park
Capital Improvement Program
2021 - 2025**

Project: **Village Hall Lombard Side Door Replacement**

Priority Code: **N/A**

Category: **Building Improvements**



Description:

This project involved replacement of the Lombard side door and frame, as well as the two metal doors and frames at the ends of the east and west corridors on the first floor of Village Hall.

Justification:

The previous Lombard side door, frame and all associated hardware and electronics were in very poor condition and were in need of replacement. The frame was rusted and the door operator and ADA push button frequently required repair. Similar conditions existed for the two metal doors and frames at the ends of the east and west corridors on the first floor of Village Hall.

Current Status:

This project has been completed.


Funding Sources	Account Number	Actuals		Project Budget	Year End Estimate	Recommended Budget				
		FY 2018	FY 2019	FY2020	FY2020	FY 2021	FY2022	FY 2023	FY 2024	FY 2025
Transfer From CIP Fund #3095	3012-41300-101-491495	-	17,431	-	-	-	-	-	-	-
Total:		-	17,431	-	-	-	-	-	-	-
Expenditures										
Construction	3012-43790-101-540673	-	17,431	-	-	-	-	-	-	-
Total:		-	17,431	-	-	-	-	-	-	-

**Village of Oak Park
Capital Improvement Program
2021 - 2025**

Project: **Village Hall Masonry Repairs**

Priority Code: **F**

Category: **Building Improvements**



Description:

This project involves repairs to the exterior masonry of Village Hall.

Justification:

The Property Condition Assessment (PCA) of VH completed in 2015 identified various areas of the exterior masonry that are in need of repair as well as other projects that could be scheduled for later years.

Current Status:

This is a new project.

Funding Sources	Account Number	Actuals		Project Budget	Year End Estimate	Recommended Budget				
		FY 2018	FY 2019	FY2020	FY2020	FY 2021	FY2022	FY 2023	FY 2024	FY 2025
Transfer From CIP Fund #3095	3012-41300-101-491495	-	-	-	-	-	-	-	-	453,500
Net Annual Total:		-	-	-	-	-	-	-	-	453,500
Expenditures										
Construction	3012-43790-101-540673	-	-	-	-	-	-	-	-	453,500
Total:		-	-	-	-	-	-	-	-	453,500

**Village of Oak Park
Capital Improvement Program
2021 - 2025**

Project: **Village Hall Mechanical, Electrical, Plumbing and Fire Protection System Repairs** Priority Code: **F** Category: **Building Improvements**



Description:

This project involves repairing the Mechanical, Electrical, Plumbing and Fire Protection systems (MEP) at Village Hall based on the deficiencies and recommended repairs in the 2015 Property Condition Assessment (PCA) of Village Hall. Some scope items include repairing damaged electrical circuitry, EXIT sign updates, distribution panel updates, plumbing fixture replacement, fire sprinkler installation and valve replacement. Other items, such as water piping replacement and HVAC and pneumatic upgrades, are listed under separate project worksheets.

Justification:

The Property Condition Assessment (PCA) of Village Hall identified various components of the fire protection system and MEP systems that are in need of repair as well as other projects that could be scheduled for later years.

Current Status:

This is a new project based on the items identified in the PCA. The scope of work for 2023 would involve mostly repairs and upgrades to the fire protection systems, including installation of visual notification appliances (strobes) in conference and meeting rooms, removal of non-sprinkler related wires and other attachments to sprinkler piping in the basement north records room, addition of identification signs for the sprinkler systems, and installation of automatic sprinklers throughout the building to improve the overall life safety for occupants in the building. Work in 2024 and 2025 would involve repairs to electrical circuits, replacement of water pumps and replacement of emergency generator batteries.

Funding Sources	Account Number	Actuals		Project Budget	Year End Estimate	Recommended Budget				
		FY 2018	FY 2019	FY 2020	FY 2020	FY 2021	FY 2022	FY 2023	FY 2024	FY 2025
Transfer From CIP Fund #3095	3012-41300-101-491495	-	-	-	-	-	-	60,000	60,000	200,000
Total:		-	-	-	-	-	-	60,000	60,000	200,000
Expenditures										
Construction	3012-101-43790-540673	-	-	-	-	-	-	60,000	60,000	200,000
Total:		-	-	-	-	-	-	60,000	60,000	200,000

**Village of Oak Park
Capital Improvement Program
2021 - 2025**

Project: **Village Hall New Entranceway**

Priority Code: **B**

Category: **Building Improvements**



Description:

This project involves replacing the main entranceway glass doors and revolving door and all associated hardware and electronics.

Justification:

To improve the appearance of the entranceway and improve the reliability of the doors, ADA related items and door operators.

Current Status:

The existing framework at the main entrance is in very poor condition. Work in 2021 would involve retaining a design firm to provide a design and detailed construction cost estimate for 2022.

Funding Sources	Account Balance	Actuals		Project Budget	Year End Estimate	Recommended Budget				
		FY 2018	FY 2019	FY2020	FY2020	FY 2021	FY2022	FY 2023	FY 2024	FY 2025
Transfer From CIP Fund	3012-41300-101-491495	-	-	-	-	-	20,000	100,000	-	-
Total:		-	-	-	-	-	20,000	100,000	-	-
Expenditures										
Design (Phase II)	3012-43790-101-540673	-	-	-	-	-	20,000	100,000	-	-
Construction	3012-43790-101-540673	-	-	-	-	-	-	-	-	-
Total:		-	-	-	-	-	20,000	100,000	-	-

**Village of Oak Park
Capital Improvement Program
2021 - 2025**

Project: Village Hall Pneumatic Control Replacement and AHU Upgrades

Priority Code: C

Category: Building Improvements



Description:

This project involves the replacement of the pneumatic control system for the entire building including thermostats, damper controls and digital BAS upgrades. This project also involves the replacement of various air handling unit components at Village Hall to update the system with modern technology. The scope of work would include new supply and exhaust fan motors, VAV (variable air volume) boxes, new dampers and damper controls and digital integration into the existing Building Automation System (BAS).

Justification:

The main air compressor for the pneumatic system has reached the end of its useful service life. With the recent installation of the new chiller, boilers and Building Automation System (BAS) at Village Hall, it is now possible to upgrade the pneumatic controls to digital controls which would be more accurate and efficient and allow for greater temperature controllability. All of the air handling units at Village Hall are original.

Current Status:

A mechanical engineering firm would be retained in 2021 to provide a detailed construction cost estimate and this work would be bid out and completed in 2022. The existing air handling units are original to the building and new fan motors, valves, coils, dampers, etc. could be upgraded to provide higher system efficiency and increased equipment longevity. Some new digital controls have already been installed in supply fans 1 and 2 in 2016.

Funding Sources	Account Number	Actuals		Project Budget	Year End Estimate	Recommended Budget				
		FY 2018	FY 2019	FY2020	FY2020	FY 2021	FY2022	FY 2023	FY 2024	FY 2025
Transfer From CIP Fund #3095	3012-41300-101-491495	-	-	-	-	-	25,000	500,000	-	-
Total:		-	-	-	-	-	25,000	500,000	-	-
Expenditures										
Design (Phase II)	3012-101-43790-540673	-	-	-	-	-	25,000	-	-	-
Construction	3012-101-43790-540673	-	-	-	-	-	-	500,000	-	-
Total:		-	-	-	-	-	25,000	500,000	-	-

**Village of Oak Park
Capital Improvement Program
2021 - 2025**

Project:

Village Hall Roof Repairs

Priority Code:

F

Category:

Building Improvements



Description:

This project involves continued repairs to the Village Hall roof.

Justification:

The existing roof system is original to the building and there are various locations that leak when it rains.

Current Status:

Some repairs were completed in 2017. Additional repairs are planned for 2024 which would include replacement of deteriorated wood members, installation of copper patches, removal and replacement of sealants and counterflashing, and repairs to split solder seams.

Funding Sources	Account Number	Actuals		Project Budget	Year End Estimate	Recommended Budget				
		FY 2018	FY 2019	FY2020	FY2020	FY 2021	FY2022	FY 2023	FY 2024	FY 2025
Transfer From CIP Fund #3095	3012-41300-101-491495			-	-	-	-	-	25,000	-
Total:		-	-	-	-	-	-	-	25,000	-
Expenditures										
Construction	3012-43790-101-540673			-	-	-	-	-	25,000	-
Total:		-	-	-	-	-	-	-	25,000	-

**Village of Oak Park
Capital Improvement Program
2021 - 2025**

Project: **Village Hall Water Pipe Replacement**

Priority Code: **F**

Category: **Building Improvements**



Description:

This project involves the replacement of the domestic water supply lines at various locations throughout the interior of Village Hall.

Justification:

The domestic water supply lines are original to the building and are in need of replacement. There are numerous locations throughout the building where pipes have broken and have been repaired. Broken water pipes cause damage to ceilings and ceiling tiles as well as light fixtures and other electrical components.

Current Status:

All water supply lines are currently functioning properly.

Funding Sources	Account Number	Actuals		Project Budget	Year End Estimate	Recommended Budget				
		FY 2018	FY 2019	FY2020	FY2020	FY 2021	FY2022	FY 2023	FY 2024	FY 2025
Transfer From CIP Fund #3095	3012-41300-101-491495	-	-	-	-	-	-	125,000	-	-
Total:		-	-	-	-	-	-	125,000	-	-
Expenditures										
Design (Phase II)	3012-43790-101-540673	-	-	-	-	-	-	10,000	-	-
Construction	3012-43790-101-540673	-	-	-	-	-	-	115,000	-	-
Total:		-	-	-	-	-	-	125,000	-	-

**Village of Oak Park
Capital Improvement Program
2021 - 2025**

Project: Village Hall West Fan Room Sump Pump Replacement Priority Code: F Category: Building Improvements



Description:

This project involves the replacement of the Village Hall sump pump in the west mechanical room in the lower level of Village Hall.

Justification:

The existing pumps are reaching the end of their useful service lives. Currently there is no alarm system integrated with the pumps to alert staff of high water levels. Recently, the sump pump switch was stuck and would not turn on the pumps resulting in a flooded cooling tower pump pit. The cooling tower pumps are brand new and it is imperative that protection and alarming is built in with the new sump pumps and sump pit to prevent the cooling tower pump pit from ever flooding.

Current Status:

The sump pumps are currently functioning properly. Float switches were replaced in 2016 and have extended the life of the motors for a few additional years.

Funding Sources	Account Number	Actuals		Project Budget	Year End Estimate	Recommended Budget				
		FY 2018	FY 2019	FY2020	FY2020	FY 2021	FY2022	FY 2023	FY 2024	FY 2025
Transfer From CIP Fund #3095	3012-41300-101-491495	-	-	-	-	-	-	40,000	-	-
Total:		-	-	-	-	-	-	40,000	-	-
Expenditures										
Construction	3012-43790-101-540673	-	-	-	-	-	-	40,000	-	-
Total:		-	-	-	-	-	-	40,000	-	-

Village of Oak Park
Capital Improvement Program - Summary
2021 - 2025

Building Improvements Madison TIF CIP (2072)							Actuals		Budget	Amended Budget	Year End Estimate	Recommended Budget				
Project	Additional Description	Fund	Dept	Prgm	Account	Priority Code	FY 2018	FY 2019	FY 2020	FY 2020	FY 2020	FY 2021	FY 2022	FY 2023	FY 2024	FY 2025
Building Demolition - 700 Madison (Car X)	Village Owned Properties	2072	41300	101	570698	N/A	143,472		-		-	-	-	-	-	-
Building Demolition 932-946 and 970 Madison	Village Owned Properties	2072	41300	101	570698	N/A	6,601		-		-	-	-	-	-	-
Building Demolition 932-946 and 970 Madison	Village Owned Properties	2072	41300	101	570707	N/A	165,335		-		-	-	-	-	-	-
Parking and Landscaping Improvements	Village Hall	2072	41300	101	XXXXXX	N/A	32,991	1,397,269	-	108,491	105,627	-	-	-	-	-
Subtotal:							348,399	1,397,269	-	108,491	105,627	-	-	-	-	-

Priority Scale

A= Essential and Immediate Need

B= Essential, but may be delayed

C= Optional but beneficial to the Village through increased productivity, safety, etc.

D= Optional but beneficial to the Village in social, cultural or aesthetic ways

F= Future project, no 2020 expenditures

N/A= Project Complete, no 2020 or future expenditures

**Village of Oak Park
Capital Improvement Program
2021 - 2025**

Project: Building Demolition - 700 Madison Car X Priority Code: N/A Category: Building Improvements



Description:

The project involves the demolition of the Village owned property located at 700 Madison Street (formerly CarX) and associated environmental work.

Justification:

To improve the safety and appearance of the Madison Street business district and to encourage development.

Current Status:

This project was completed in 2018.

Funding Sources	Account Number	Year End									
		Actuals		Budget	Amended Budget	Estimate	Recommended Budget				
		FY 2018	FY 2019	FY2020	FY 2020	FY2020	FY 2021	FY2022	FY 2023	FY 2024	FY 2025
TIF Increment	2072-41300-101-411401	143,472		-	-	-	-	-	-	-	-
Total:		143,472	-	-	-	-	-	-	-	-	-
Expenditures											
Removal of CarX Signage	2072-41300-101-570698	1,815		-	-	-	-	-	-	-	-
Legal Notice for Bldg. Demo	2072-41300-101-570698	140		-	-	-	-	-	-	-	-
Asbestos Survey and Abatement Cost Est.	2072-41300-101-570698	2,861		-	-	-	-	-	-	-	-
Environmental Oversight during Demolition	2072-41300-101-570698	9,950		-	-	-	-	-	-	-	-
Demolition & Asbestos Abatement	2072-41300-101-570698	128,706		-	-	-	-	-	-	-	-
Total:		143,472	-	-	-	-	-	-	-	-	-

**Village of Oak Park
Capital Improvement Program
2021 - 2025**

Project: Building Demolition - 932-970 Madison Street Priority Code: N/A Category: Building Improvements



Description:
The project involves the demolition of the Village owned property located at 932-946 Madison Street (formerly Robinson's Ribs).

Justification:
To improve the safety and appearance of the Madison Street business district and to encourage development.

Current Status:
The project was completed in 2018.

Funding Sources	Account Number	Year End									
		Actuals		Budget	Amended Budget	Estimate	Recommended Budget				
		FY 2018	FY 2019	FY2020	FY 2020	FY2020	FY 2021	FY2022	FY 2023	FY 2024	FY 2025
TIF Increment	2072-41300-101-411401	171,936	-	-	-	-	-	-	-	-	-
Total:		171,936	-	-	-	-	-	-	-	-	-
Expenditures											
Property Transaction Costs	2072.41300.101.570698	6,601	-	-	-	-	-	-	-	-	-
Environmental Oversight during Demo	2072-41300-101-570707	8,400	-	-	-	-	-	-	-	-	-
Demolition & Asbestos Abatement	2072-41300-101-570707	156,935	-	-	-	-	-	-	-	-	-
Total:		171,936	-	-	-	-	-	-	-	-	-

**Village of Oak Park
Capital Improvement Program
2021 - 2025**

Project: Village Hall Parking and Landscaping Improvements Priority Code: N/A Category: Building Improvements



Description:

Reconstruction/repaving of the Village Hall parking lot. Work will include removal of the existing asphalt, base repair, sewer repair, repaving of the parking lot, re-striping, repair of the basement-garage roof, and replacement of all existing light poles and fixtures. Landscaping improvements will include plantings in the parking lot island, perimeters of the parking lot; and upgrading the plaza area by installing tree pits, planters, upgraded street furniture and installation of hexagonal pavers.

Justification:

The existing parking lot is deteriorating and has several large areas that have completely failed. The existing lighting system is original from the 1970's and is in need of replacement, new and improved lighting will improve safety and appearance of the parking lot.

Current Status:

The project was completed in 2019 with punch list landscaping completed in the spring of 2020.

Funding Sources	Account Number	Year End									
		Actuals		Budget	Amended Budget	Estimate	Recommended Budget				
		FY 2018	FY 2019	FY2020	FY 2020	FY2020	FY 2021	FY2022	FY 2023	FY 2024	FY 2025
TIF Increment	2072.41300.101.411401	32,991	1,397,269	-	108,491	73,522	-	-	-	-	-
Main Capital Fund Revenues (Non-Debt)	Various	-	27,229	-	-	-	-	-	-	-	-
5060 Fund Revenues	5060.43770.101.422481	-	103,038	-	-	32,105	-	-	-	-	-
Total:		32,991	1,527,536	-	108,491	105,627	-	-	-	-	-
Expenditures											
Conceptual Landscape Design	2072-41300-101-570698	5,000	-	-	-	-	-	-	-	-	-
Design (Phase II- structural)	2072-41300-101-570707	8,400	3,886	-	-	-	-	-	-	-	-
Design (Phase II- lighting)	2072-41300-101-570707	11,128	-	-	-	-	-	-	-	-	-
Design (Phase II- landscaping)	2072-41300-101-570707	8,463	-	-	-	-	-	-	-	-	-
Construction	2072-41300-101-570707	-	1,393,383	-	108,491	73,522	-	-	-	-	-
Environmental	3095.43780.101.530667	-	500	-	-	-	-	-	-	-	-
Construction Management	3095.43780.101.530667	-	26,729	-	-	-	-	-	-	-	-
Construction Management	5060.43770.787.570707	-	36,116	-	-	25,030	-	-	-	-	-
Construction (Charging Stations)	5060-43770-787-570707	-	66,922	-	-	7,075	-	-	-	-	-
Total:		32,991	1,527,536	-	108,491	105,627	-	-	-	-	-

FLEET REPLACEMENT FUND #3032

Fund Summary

The Fleet Replacement Fund tracks expenses related to vehicle purchases for Village departments outside of one of the Village's Enterprise funds (Water/Sewer, Parking and Environmental Services). In recent years, purchases have shifted toward leases instead of outright purchases in order to maximize purchasing power while leveraging historically low interest rates.

The Fleet Division within the Department of Public Works reviews vehicle needs with relevant departments and determines when equipment needs to be replaced based on an analysis of cost effectiveness of maintenance.

Although the current focus is on the actual infrastructure improvements it is not possible to have a valid conversation about the fund's ability to pay for the costs of projects without also discussing the other expenses of the fund.

Below is a revenue and expense table that illustrates the overall fund finances. However, the operation portion, everything beyond the capital costs, is currently under review and will come before the Finance Committee and Village Board as a part of the operation budget recommendation.

The Fleet Services Division continues to search for fiscally responsible ways of expanding the Green Fleet with equipment that provide the required features for each Village department, while also using less fuel and help clean the environment. The Village "Green Fleet" consists of 2 Compressed Natural Gas pickup trucks, 18 Hybrid vehicles, 6 electric cars and all 68 of the diesel vehicles run on B20 biodiesel fuel. This equals 45% of the fleet using alternate fuels.

The Village owns and maintains 211 vehicles and equipment which are dedicated to each department as follows:

- Village Hall vehicles includes Development Customer Services, Health Department and Pool cars: 14 total: 12 sedans, 1 SUV and 1 van
- Police: 75 total: 41 marked squads and 22 unmarked squads. The remaining vehicles consist of CSO vehicles, segways and generators
- Parking Enforcement: 5 total
- Fire: 18 total: 3 Pumpers, 1 ladder truck, 4 ambulances, 1 command vehicle, 1 pickup truck, 7 admin/inspector vehicles and 1 ATV
- Public Works: 68 total: 12 admin/pool vehicles, 3 vans, 9 pickup trucks, 4 aerial trucks, 14 large trucks, 3 front end loaders, 5 small trucks, 1 garbage truck, 1 street sweeper, 1 tow truck and 15 various equipment and trailers
- Parking Fund vehicles: 5 total: 3 vans, 1 pickup truck and 1 small SUV
- Water & Sewer Fund vehicles: 25 total: 5 large trucks, 3 small trucks, 2 backhoe/loaders, 3 pickup trucks, 2 generators, 2 sedans, 4 vans and 4 various equipment and trailers
- Environmental Services Fund: 1 pickup truck

	2018	2019	2020	Amended 2020	2020	2021
	<u>Actual</u>	<u>Actual</u>	<u>Budget</u>	<u>Budgeted</u>	<u>Y/E Estimate</u>	<u>Budget</u>
Interfund Transfer- Federal RICO	190,000	229,559	214,000	70,876	70,876	277,500
Interfund Transfer CIP	1,253,903	750,000	770,000	320,000	320,000	200,000
Total Revenue	<u>1,443,903</u>	<u>979,559</u>	<u>984,000</u>	<u>390,876</u>	<u>390,876</u>	<u>477,500</u>
Capital Outlay	1,115,811	768,778	889,000	1,221,828	926,978	650,500
Bank Installment Loan Payments	265,901	166,641	94,858	94,858	94,858	94,858
Total Expenditures	<u>1,381,712</u>	<u>935,419</u>	<u>983,858</u>	<u>1,316,686</u>	<u>1,021,836</u>	<u>745,358</u>
Net Surplus (Deficit)	<u>62,191</u>	<u>44,140</u>	<u>142</u>	<u>(925,810)</u>	<u>(630,960)</u>	<u>(267,858)</u>
Beginning Audited Fund Balance 1/1/20					942,766	
2020 Projected Surplus (Deficit)					<u>(630,960)</u>	
Ending Projected Fund Balance 12/31/20					<u>311,806</u>	
Estimated Fund Balance 1/1/21						311,806
2021 Budgeted Surplus (Deficit)						<u>(267,858)</u>
Ending Estimated Fund Balance 12/31/21						<u>43,948</u>

Village of Oak Park
Fleet Replacement Fund Summary
2021 - 2025

Fleet Replacement Fund (3032)		Fund	Dept	Prgm	Account	Priority Code	Actuals		Budget FY 2020	Amended Budget FY 2020	Year End Estimate FY 2020	Recommended Budget				
Project	Additional Description						FY 2018	FY 2019				FY 2021	FY 2022	FY 2023	FY 2024	FY 2025
Administration Vehicles	Base - Admin	3032	43900	101	570750	F	-	-	35,000	-	-	-	35,000	96,000	102,000	102,000
Fire Vehicles	Fire	3032	43900	851	570750	A	277,184	-	695,974	695,974	695,974	284,000	750,000	750,000	598,000	800,000
Parking Enforcement Vehicles	Parking Enforcement	3032	43900	856	570750	B	19,900	-	30,000	27,213	27,213	34,000	34,000	36,000	-	-
Police Vehicles	Police	3032	43900	857	570750	A	171,160	203,975	214,000	70,876	70,876	277,500	384,000	393,000	422,000	388,000
Public Works Vehicles	Public Works	3032	43900	858	570750	A	626,323	-	315,000	132,915	132,915	55,000	582,000	818,000	837,000	836,000
Subtotal							1,094,567	203,975	1,289,974	926,978	926,978	650,500	1,785,000	2,093,000	1,959,000	2,126,000

Priority Scale
A= Essential and Immediate Need
B= Essential, but may be delayed
C= Optional but beneficial to the Village through increased productivity, safety, etc.
D= Optional but beneficial to the Village in social, cultural or aesthetic ways
F= Future project, no 2020 expenditures
N/A= Project complete, no 2020 or future expenditures

**Village of Oak Park
Fleet Replacement Fund
2021 - 2025**

Project: Administration Vehicle Replacement

Priority Code: F

Category: Machinery and Equipment



Description:
Replacement of 15 year old full size Animal Control van.

Justification:
Animal control van is rusting and larger than the requirements of our Health Department staff. Vehicle is to be replaced with a downsized vehicle with better fuel mileage and will be easier to maneuver and park. One Admin vehicle to replace repurposed squad with over 120,000 miles on it.

Current Status:
Replacement Schedule:
2021 - None
2022 - One Animal Control Van (\$35,000)
2023 - Three Admin. cars (\$32,000 each)
2024 - Three Admin. cars (\$34,000 each)
2025 - Three Admin. cars (\$34,000 each)
Purchases in 2020 were suspended due to the COVID-19 pandemic.

				Amended	Year End						
Funding Sources	Account Number	Actuals		Budget	Budget	Estimate	Recommended Project Budget				
		FY 2018	FY2019	FY2020	FY 2020	FY2020	FY2021	FY 2022	FY 2023	FY 2024	FY 2025
Interfund Transfer CIP #3095 (Non Bond Proceeds)	3032.41300.101.491495	-	84,000	35,000	-	-	-	35,000	96,000	102,000	102,000
Disposal Proceeds	3032.43900.101.570750		3,628								
	Total:	-	80,372	35,000	-		-	35,000	96,000	102,000	102,000
Expenditures											
Vehicles	3032.43900.101.570750	-	84,000	35,000	-	-	-	35,000	96,000	102,000	102,000
	Total:	-	84,000	35,000	-	-	-	35,000	96,000	102,000	102,000

**Village of Oak Park
Fleet Replacement Fund
2021 - 2025**

Project: Fire Vehicle Replacement Priority Code: A Category: Machinery and Equipment



Description:
Replacement of Fire Department vehicles.

Justification:
The vehicles proposed for replacement have reached the end of their expected useful life. Newer year vehicles will offer modern technology and better fuel efficiency. In addition, it will supply the Fire Department with the most dependable, efficient and up-to-date emergency response equipment to better serve the residents of Oak Park. The Fire Department is increasing the ambulance fleet to 3 in service when staffing allows and 1 in reserve to handle the increase in calls in recent years. The majority of Fire calls are EMS related.

Current Status:

Replacement Schedule:

2021 - 2009 Ambulance (\$280,000)
 2022 - 2010 Fire Engine Pumper (\$750,000)
 2023 - 2010 Fire Engine Pumper (\$750,000)
 2024 - One 2006 Ford Pickup (\$65,000) One 2014 Expedition SUV (\$50,000) One 2008 Dodge Sprinter (\$65,000) Two 2017 Fusion Hybrid inspector's cars (\$34,000) 2012 Ambulance (\$350,000)
 2025 - One 2014 Ladder truck (\$800,000)

Funding Sources	Account Number	Actuals		Project		Year End				
				Budget	Estimate	Recommended Budget				
		FY 2018	FY 2019	FY2020	FY2020	FY 2021	FY2022	FY 2023	FY 2024	FY 2025
Interfund Transfer CIP #3095 (Non Bond Proceeds)	3032.41300.101.491495	277,184		294,850	-	284,000	750,000	750,000	598,000	800,000
	3032.41300.101.491495			695,974	695,974	-	-	-	-	-
Total:		277,184	-	990,824	695,974	284,000	750,000	750,000	598,000	800,000
Expenditures										
Vehicle Purchase	3032-43900-851-570750	277,184		294,850	-	284,000	750,000	750,000	598,000	800,000
Vehicle Purchase	3032-43900-851-570750			695,974	695,974	-	-	-	-	-
Total:		277,184	-	990,824	695,974	284,000	750,000	750,000	598,000	800,000

**Village of Oak Park
Fleet Replacement Fund
2021 - 2025**

Project: Parking Enforcement Vehicle Replacement

Priority Code: B

Category: Machinery and Equipment



Description:

Replacement of Parking Enforcement vehicles.

Justification:

Vehicles are operated mostly 24/7. The constant stop and go is very wearing on the vehicles. Regular replacement will keep repair costs down and PEOs on the street. Replacement is recommended at 8 years and before 100,000 miles. Oldest unit has 115,000 miles. License Plate Readers (LPR's) have been added to several units increasing usage. Replacement units will all be Hybrids.

Current Status:

Replacement Schedule:
 2021 - 2012 Ford Escape (\$34,000)
 2022 - 2014 Ford Focus (\$34,000)
 2023 - 2016 Ford Escape (\$36,000)
 2024- None
 2025- None

Funding Sources	Account Number	Actuals		Project	Amended	Year End	Recommended Budget				
		FY 2018	FY 2019	Budget	Budget	Estimate	FY 2021	FY 2022	FY 2023	FY 2024	FY 2025
Interfund Transfer CIP #3095 (Non Bond Proceeds)	3032.41300.101.491495	24,100		30,000	27,213	27,213	34,000	34,000	36,000		
Disposal proceeds		4,200		-		-	-	-	-	-	-
Total:		19,900	-	30,000	27,213	27,213	34,000	34,000	36,000	-	-
Expenditures											
Vehicles	3032.43900.856.570750	19,900		30,000	27,213	27,213	34,000	34,000	36,000		
Total:		19,900	-	30,000	27,213	27,213	34,000	34,000	36,000	-	-

**Village of Oak Park
Fleet Replacement Fund
2021 - 2025**

Project: Police Vehicle Replacement Priority Code: A Category: Machinery and Equipment



Description:

Replacement of Police Department vehicles.

Justification:

Police cars run 24/7. Age, mileage and wear and tear take their toll on these vehicles. Newer vehicles require mostly just maintenance which is more controllable, whereas older vehicles require maintenance as well as repairs, which are not as controllable, or inexpensive. Newer vehicles will be more fuel efficient and have warranties, as well as more modern safety features for our officers. The recommended replacement schedule is four years for the frontline Patrol and 10 years on the unmarked units. We are exploring lifecycles of Hybrid Patrol vehicles at 5 years increasing our ROI with fuel savings. Some Patrol units are repurposed as RBO, NRO, or SRO vehicles which are not as demanding, allowing the replacement time to be eight to 10 years in those positions. The replacements are more reliant upon time and condition as opposed to mileage as these vehicles only traverse a 4.5 square mile area, but run almost constantly.

Current Status:

Replacement Schedule:
 2021 - Six Marked Squad car replacements. In addition, funds are proposed for the painting of three vehicles at \$4,500 each.
 2022 - Six Marked & Three Unmarked Squad car replacements
 2023 - Six Marked & Two Unmarked Squad car replacements, One Cargo Van
 2024 - Six Marked & Two Unmarked Squad car replacements, One Cargo Van, Two Segway's
 2025 - Six Marked & Two Unmarked Squad car replacements, One CSO vehicle

Funding Sources	Account Number	Actuals		Project	Amended	Year End	Recommended Budget				
		FY 2018	FY 2019	Budget	Budget	Estimate	FY 2021	FY2022	FY 2023	FY 2024	FY 2025
Interfund Transfer Federal RICO #2024	2024-42480-101-591832	189,668	225,500	214,000	70,876	70,876	277,500	384,000	393,000	422,000	388,000
Interfund Transfer CIP #3095 (Non Bond Proceeds)	3095-41300-101-413406	-	-	-	-	-	-	-	-	-	-
Disposal proceeds		18,508	21,525								
Total:		171,160	203,975	214,000	70,876	70,876	277,500	384,000	393,000	422,000	388,000
Expenditures											
Vehicles	3032-43900-857-570750	171,160	203,975	214,000	70,876	70,876	277,500	384,000	393,000	422,000	388,000
Total:		171,160	203,975	214,000	70,876	70,876	277,500	384,000	393,000	422,000	388,000

**Village of Oak Park
Fleet Replacement Fund
2021 - 2025**

Project: Public Works Vehicle Replacement

Priority Code: A

Category: Machinery and Equipment



Description:

Replacement of Public Works Department vehicles. This category does not include Public Works vehicles assigned to the Water & Sewer Division, which are funded in the Water & Sewer Fund.

Justification:

Equipment and vehicles that are past their cost effective lives and have exceeded the evaluation criteria for retention are a financial burden on the Village of Oak Park. The Department is proposing to rebuild vehicles, where cost effective, and wear has not been detrimental to the chassis or engine. As more services are being brought in house equipment will be used more than in the past. Newer equipment will help keep downtime to a minimum.

Replacement Schedule:

2021 - 2004 Street Sweeper, First of five annual payments (\$55,000)
2022 - 2000&2001 Three Admin vehicles (\$102,000), 2003 P/U w/plow (\$40,000), 2005 Small Sweeper & 1999 Sidewalk tractor w/one veh. (\$200,000), 2002 Small Aerial truck (\$160,000), 2005 Hot Patch Trailer (\$25,000), 2004 Street Sweeper, Second of five annual payments (\$55,000)
2023 - 2000&2015 Two Admin vehicles (\$68,000), 2005 P/U w/plow (\$40,000), 1998&2000 Two One ton trucks w/Plows (\$260,000), 2005 Sidewalk tractor (\$170,000), 2001 Large Dump truck rebuild w/plow (\$180,000), 1999 Portable air compressor (\$20,000), 2005 Hot Patch Trailer (\$25,000), 2004 Street Sweeper, Third of five annual payments (\$505,000)
2024 - 2016&2017 Three Admin vehicles (\$102,000), 2005 Front End Loader, (\$280,000), 2008 P/U w/plow (\$40,000), 2002 Asphalt truck (\$275,000), 2005 Small loader (\$85,000), 2004 Street Sweeper, Forth of five annual payments (\$55,000)
2025 - 2017 Admin vehicle (\$36,000), 2005 Single axle dump truck w/chipper box w/plow, (\$190,000), 2005 Front end loader (\$280,000), 2005 Tandem axle dump truck w/plow (\$250,000), 1982 Air compressor trailer (\$25,000), 2004 Street Sweeper, Fifth of five annual payments (\$55,000)

			Project		Year End							
Funding Sources	Account Number	Actuals		Budget	Estimate	Amended Budget	Recommended Budget					
		FY 2018	FY 2019	FY2020	FY2020	FY2020	FY 2021	FY2022	FY 2023	FY 2024	FY 2025	
Interfund Transfer CIP #3095 (Non Bond Proceeds)	3095-41300-101-413406	677,405	536,370	315,000	132,915	132,915	55,000	582,000	818,000	837,000	836,000	
Disposal proceeds		(51,082)	(26,522)									
	Total:	626,323	509,848	315,000	132,915	132,915	55,000	582,000	818,000	837,000	836,000	
Expenditures												
Vehicle Purchase	3032-43900-858-570750	626,323	509,848	315,000	132,915	132,915	55,000	582,000	818,000	837,000	836,000	
	Total:	626,323	509,848	315,000	132,915	132,915	55,000	582,000	818,000	837,000	836,000	

EQUIPMENT REPLACEMENT FUND #3029

Fund Summary

The Equipment Replacement Fund tracks expenses related to major equipment purchases for Village departments. In recent years, purchases have focused on computer equipment as well as mobile computer applications for the Village Police Department.

EQUIPMENT REPLACEMENT FUND #3029 OPERATING BUDGET SUMMARY

	2018	2019	2020	Amended	2020	2021
	<u>Actual</u>	<u>Actual</u>	<u>Budget</u>	<u>2020</u>	<u>Y/E Estimate</u>	<u>Budget</u>
Interfund Transfer CIP	743,057	-	1,500,000	1,500,000	1,500,000	620,000
Grants	-	-	182,984	182,984	182,984	-
Total Revenue	<u>743,057</u>	<u>-</u>	<u>1,682,984</u>	<u>1,682,984</u>	<u>1,682,984</u>	<u>620,000</u>
Capital Outlay	327,761	667,427	2,066,336	2,066,336	2,278,161	388,646
Transfer to Main Capital Improvement Fund	-	700,000	-	-	-	-
Total Expenditures	<u>327,761</u>	<u>1,367,427</u>	<u>2,066,336</u>	<u>2,066,336</u>	<u>2,278,161</u>	<u>388,646</u>
Net Surplus (Deficit)	<u>415,296</u>	<u>(1,367,427)</u>	<u>(383,352)</u>	<u>(383,352)</u>	<u>(595,177)</u>	<u>231,354</u>
Beginning Audited Fund Balance 1/1/20					375,577	
2020 Projected Surplus (Deficit)					<u>(595,177)</u>	
Ending Projected Fund Balance 12/31/20					<u>(219,600)</u>	
Estimated Fund Balance 1/1/21						(219,600)
2021 Budgeted Surplus (Deficit)						<u>231,354</u>
Ending Estimated Fund Balance 12/31/21						<u>11,754</u>

Village of Oak Park
Equipment Replacement Fund Summary
2021 - 2025

Equipment Replacement Fund (3029)		Fund	Dept	Prgm	Account	Priority Code	Actuals		Budget FY 2020	Year End Estimate FY 2020	Budget				
Project (*Indicates New Project for 2021)	Additional Detail						FY 2018	FY 2019			FY 2021	FY 2022	FY 2023	FY 2024	FY 2025
Customer Service Request Management (CSRM)	Public Works	3029	41200	905	570711	A	-				50,000	-	-	-	
EMS Cardiac Monitors	Fire Department	3029	41300	714	570710	B	65,000		72,000	65,529	72,000	-	-	-	
Mobile Tech Upgrade	Fire Department	3029	41300	714	570710	N/A	3,455	19,164	5,400	5,400	5,000	5,000	25,000	5,000	5,000
SCBA, Ambulance PowerLoad Lift System and Cots	Fire Department	3029	41300	714	570710	N/A	-		209,800	209,800	-	-	-	-	
Rescue/Extrication E-Hydraulics Tools	Fire Department	3029	41300	714	570710	A	-		30,000	24,775	30,000	30,000	-	-	
Traffic Control Preemption Equipment	Fire Department	3029	41300	714	570710	B	-		31,646		31,646	-	-	-	
Fiber Infrastructure	Information Technology	3029	41300	884	540690	A	-		1,745,157	1,745,157	-	-	-	-	
PC and Laptop Replacement	Information Technology	3029	41300	905	570720	A	35,495	44,179	95,000	40,000	40,000	75,000	75,000	75,000	75,000
Printer Replacement	Information Technology	3029	41300	905	570294	A	2,134	2,983	3,000	1,500	3,000	3,000	3,000	3,000	3,000
Servers and Network Infrastructure	Information Technology	3029	41300	884	570720	A	74,806	66,705	95,000	70,000	65,000	85,000	85,000	85,000	85,000
Police Mobile Technology	Police Department	3029	41300	906	570720	A	36,783	52,886	56,000	56,000	78,000	110,000	110,000	56,000	56,000
Parking Technology	Police Department	3029	41300	906	570710	A	-	278,680	88,000	58,000	14,000	7,000	7,000	7,000	7,000
Parking Technology	Police Department	3029	41300	906	570711	A	-		2,000	2,000	-	-	-	-	
Body Cams	Police Department	3029	41300	906	570720	B	-	-	-	-	-	170,000	170,000	170,000	170,000
Total							217,673	464,597	2,433,003	2,278,161	388,646	485,000	475,000	401,000	401,000

Priority Scale
A= Essential and Immediate Need
B= Essential, but may be delayed
C= Optional but beneficial to the Village through increased productivity, safety, etc.
D= Optional but beneficial to the Village in social, cultural or aesthetic ways
F= Future project, no 2020 expenditures
N/A= Project complete, no 2020 or future expendiures

Project: **Customer Service Request Management (CSRM)** Priority Code: **A** Category: **Machinery and Equipment**



The Customer Service Request Management (CSRM) system would provide a comprehensive tool for providing the tracking of resident or business requests for service.

Currently requests for service from residents or businesses are received via phone calls, emails or the Village website. Except for an MS-Access database used by the Public Works Department, there is no comprehensive software program that tracks these customer contacts. A CSRM was identified as a "core" system in the CISC commission supported and Board adopted IT Strategic Plan.

Staff has reviewed CSRM systems that can replace an outdated, custom-built, unsupported application to serve as a "core" system for multiple departments.

157 of 221

**Village of Oak Park
Equipment Replacement Fund Project Sheet
2021 - 2025**

Project: **Fire Department Cardiac Monitor Replacement**

Priority Code: **B**

Category: **Machinery and Equipment**



Description:

Fire Department Cardiac Monitor Replacement program 2017- 2025. Cardiac Monitors used by the Fire Department Paramedics are used not just for cardiac rhythms interpretation, they are used to determine differential diagnoses, determine treatment for cardiac issues, defibrillate, take blood pressures, monitor oxygen levels and ensure proper endotracheal intubation placement.

Justification:

Currently, two of the seven cardiac monitors will have exceeded the five-year life cycle set by the American Heart Association standards in 2021. Due to new technology upgrades, maintenance issues and decrease trade-in value of monitors staff would like to continue its replacement program of our older units . Staff recommends replacing the monitors with the same brand (Zolls) due to short learning curve and reduces the chances for errors or delay in patient care.

Current Status:

Complete for 2020. (2) New Zoll X Series monitors placed in service on front-line ambulances in 2020. (1) New Zoll X Series monitors placed in service on front-line ambulances in 2019. .Zoll X Series monitors are in service on reserve ambulance and ALS Engines 602 and 603. (2) Monitors purchased in 2017 are currently in service on reserve ambulance and Truck (T631).

Funding Sources	Account Number	Actuals		Budget FY2020	Year End Estimate FY2020	Budget				
		FY 2018	FY 2019			FY 2021	FY2022	FY 2023	FY 2024	FY 2025
Transfer From CIP Fund #3095	3029-41300-101-491495	65,000		72,000	65,529	72,000	-	-	-	-
Total:		65,000	-	72,000	65,529	72,000	-	-	-	-
Expenditures										
EMS Cardiac Monitors	3029.41300.714.570710	65,000		72,000	65,529	72,000	-	-	-	-
Total:		65,000	-	72,000	65,529	72,000	-	-	-	-

**Village of Oak Park
Equipment Replacement Fund Project Sheet
2021 - 2025**

Project: Fire Department Mobile Technology Upgrade Priority Code: N/A Category: Machinery and Equipment



Description:

Fire mobile technology includes Patient Care Reporting (PCR) Computers, Mobile Data Computer (MDC), Printers and Incident Command Computers .

Justification:

Routine replacement of end-user equipment is a standard practice in most businesses to run many modern software applications in the function of daily office and field operations. Maintaining system current helps ensure a secure environment and efficient operations. This equipment has an anticipated lifespan of 3 to 4 years.

Current Status:

Completed for 2020. Fire Department adding new computer to the Mobile Command Unit. Computers will be replaced as part of the 3 to 4 year replacement cycle.

Funding Sources	Account Number	Actuals		Budget	Year End Estimate		Budget			
		FY 2018	FY 2019	FY2020	FY2020	FY 2021	FY2022	FY 2023	FY 2024	FY 2025
Transfer From CIP Fund #3095		-	19,164	5,400	5,400	5,000	5,000	25,000	5,000	5,000
	Total:	-	19,164	5,400	5,400	5,000	5,000	25,000	5,000	5,000
Expenditures										
Patient Care Reporting Computers	3029.41300.714.570710		19,164			-	-	20,000	-	-
Mobile Command Unit & Truck Computer Equipment	3029.41300.714.570710	3,455		5,400	5,400	5,000	5,000	5,000	5,000	5,000
	Total:	3,455	19,164	5,400	5,400	5,000	5,000	25,000	5,000	5,000

4 Patient Care Toughbooks replace 2019
9 MDC MS-Surface; 3 purchased in 2018

**Village of Oak Park
Equipment Replacement Fund Project Sheet
2021 - 2025**

Project: Fire Department Self Contained Breathing Apparatus, Ambulance PowerLoad Lift System and Cots

Priority Code: N/A

Category: Machinery and Equipment



Description:

Assistance to Firefighter Grant (AFG) Funded equipment SCBAs, Ambulance PowerLoad Lift System and Cots

Justification:

The Fire Department was awarded a federal grant through the Assistance to Firefighter Program. The funding is going to be used for the following equipment: New Self Contained Breathing Apparatus Units includes extra bottles, facepieces, and rapid intervention packs and Two Ambulance Powerload Lift Systems with new cots.

Current Status:

Completed in 2020. The Village of Oak Park accepted the grant. The Fire Department is in the process of reviewing the award package.

Funding Sources	Account Number	Actuals		Budget FY2020	Year End Estimate FY2020	Budget				
		FY 2018	FY 2019			FY 2021	FY 2022	FY 2023	FY 2024	FY 2025
Transfer From CIP Fund #3095	3029.41300.101.491495	-	-	26,816	26,816	-	-	-	-	-
Assistance to Firefighter Federal Grant Funding		-	-	182,984	182,984	-	-	-	-	-
Total:		-	-	209,800	209,800	-	-	-	-	-
Expenditures										
SCBA Equipment	3029.41300.714.570710	-	-	209,800	209,800	-	-	-	-	-
Power Load Lift System and Cots	3029.41300.714.570710	-	-	-	-	-	-	-	-	-
Total:		-	-	209,800	209,800	-	-	-	-	-

Village of Oak Park
Equipment Replacement Fund Project Sheet
2021 - 2025

Project: **Fire Department Rescue/Extrication E-Hydraulics Tools**

Priority Code: **A**

Category: **Machinery and Equipment**



Description:

Fire Department Replacement Program Rescue/Extrication Tools is a multipurpose tool that is used for rapid vehicle extrications and can be used in a variety of rescue scenarios.

Justification:

Existing Rescue/Extrication tools have reached their service life and parts are no longer available due to the age of the equipment. The Fire Department is requesting to replace tools over a three year period.

Current Status:

2020 purchase complete (1) Rescue/Extrication Tool is in service on T631. (1) Rescue/Extrication Tool is out of service on Engine 2. (1) 2020 Replacmnet Rescue/Extrication Tool is in service on Engine 3.

Funding Sources	Account Number	Actuals		Budget FY2020	Year End Estimate FY2020	Budget				
		FY 2018	FY 2019			FY 2021	FY 2022	FY 2023	FY 2024	FY 2025
Transfer From CIP Fund #3095	3029.41300.101.491495	-	-	30,000	24,775	30,000	30,000	-	-	-
Total:		-	-	30,000	24,775	30,000	30,000	-	-	-
Expenditures										
Rescue/Extrication Tools	3029.41300.714.570710			30,000	24,775	30,000	30,000	-	-	-
Total:		-	-	30,000	24,775	30,000	30,000	-	-	-

**Village of Oak Park
Equipment Replacement Fund Project Sheet
2021 - 2025**

Project: Traffic Control Preemption Equipment Priority Code: B Category: Machinery and Equipment



Description:

The Fire Department is requesting to purchase and install GPS-based traffic control equipment in nine(9) fire vehicles. This request also includes the management software to operate and modify the system.

Justification:

The Village of Oak Park is upgrading select traffic signals to a Global Positioning Satellite (GPS) preemption traffic control system. Upgrading to the GPS preemption system will allow the Fire Department to be more efficient in delivering services. This newer technology will improve response times due to a more predictable and timely activation, reduce dangerous situations at the intersections and reduce the impact on vehicle traffic due to GPS preemption activation times being minimized.

Current Status:

The Village of Oak Park's current preemption system is Infrared technology which is a line of sight system.

Funding Sources	Account Number	Actuals		Budget FY2020	Year End Estimate FY2020	Budget				
		FY 2018	FY 2019			FY 2021	FY2022	FY 2023	FY 2024	FY 2025
Transfer From CIP Fund #3095	3029.41300.101.491495	-	-	31,646	-	31,646	-	-	-	-
Total:		-	-	31,646	-	31,646	-	-	-	-
Expenditures										
Traffic Control Preemption Equipment	3029.41300.714.570710	-	-	29,250	-	29,250	-	-	-	-
GPS based Emergency Traffic Signal Preemption Software	3029.41300.714.570710	-	-	2,396	-	2,396	-	-	-	-
Total:		-	-	31,646	-	31,646	-	-	-	-

**Village of Oak Park
Equipment Replacement Fund Project Sheet
2021 - 2025**

Project: Fiber Infrastructure Upgrade Priority Code: A Category: Machinery and Equipment



Description:

The Fiber infrastructure upgrade of village's Wide Area Network (WAN) is used in day-to-day operations to interconnect technology services to various village facilities, such as Pump Stations, Fire Stations, Village Hall, Public Works Center, Parking Garages and Police substation.

Justification:

This request is to replace a 15 to 20 year old system which currently has many fail points, subject to outages and limited capacity. This project was identified as a core system and infrastructure in the IT Strategic Plan in part due to the increased use of technological services and devices, e.g. video, data, voice, mobile devices and remote activities. A Fiber WAN upgrade will significantly increase transmission speeds, build network resiliency and allow for anticipated future capacity of services with a consultant's projected life of an underground asset of 40 years. On Nov. 4, 2019, board resolution approved an intergovernmental agreement (IGA) between the Village and Elementary School District 97 (D97) allowing District 97 to share the use of a Village fiber optic cabling system for up to a 20 year term subject to its future construction as recommended in the FY20 budget.

Current Status:

As of August 2020, half of the underground conduit construction completed.

Funding Sources	Account Number	Actuals		Budget FY2020	Year End Estimate FY2020	Budget				
		FY 2018	FY 2019			FY 2021	FY2022	FY 2023	FY 2024	FY 2025
Transfer From CIP Fund #3095	3029.41300.101.491495	-	-	1,745,157	1,745,157	-	-	-	-	-
Water/Sewer Operating Revenues	5040.43730.101.444401	-	-	850,667	850,667	-	-	-	-	-
Parking Operating Revenues	Various	-	-	500,000	500,000	-	-	-	-	-
Total:		-	-	3,095,824	3,095,824	-	-	-	-	-
Expenditures										
Fiber Infrastructure	3029.41300.884.540690	-	-	1,745,157	1,745,157	-	-	-	-	-
Fiber Infrastructure	5060.43770.783.570707	-	-	166,667	166,667	-	-	-	-	-
Fiber Infrastructure	5060.43770.784.570707	-	-	166,667	166,667	-	-	-	-	-
Fiber Infrastructure	5060.43770.788.570707	-	-	166,667	166,667	-	-	-	-	-
Fiber Infrastructure	5040.43730.776.570707	-	-	850,666	850,666	-	-	-	-	-
Total:		-	-	3,095,824	3,095,824	-	-	-	-	-

**Village of Oak Park
Equipment Replacement Fund Project Sheet
2021 - 2025**

Project: PC and Laptop Replacement Priority Code: A Category: Machinery and Equipment



Description:

Routine replacement of outdated PC and laptop end-user equipment.

Justification:

This request is to replace old end-user equipment to run many modern software applications used in the departments day-to-day operations. Additionally, updated systems help to ensure a secure environment, minimize incompatibilities and promote efficient operations. The equipment has an anticipated lifespan of 3 to 4 years. This is a request to replace all of Police computers in 2021. Also part of this request is to replace some iPads over 4 years old and projectors purchased which are no longer providing quality images for meetings and training sessions.

Current Status:

Due to COVID-19, Police workstation computers were not purchased in 2020. However, some funds were used for COVID operational equipment changes including Chromebooks for work-at-home employees.

Funding Sources	Account Number	Actuals		Budget FY2020	Year End Estimate FY2020	Budget				
		FY 2018	FY 2019			FY 2021	FY2022	FY 2023	FY 2024	FY 2025
Transfer From CIP Fund #3095	3029.41300.101.491495	35,495		95,000	40,000	40,000	75,000	75,000	75,000	75,000
Total:		35,495	-	95,000	40,000	40,000	75,000	75,000	75,000	75,000

Expenditures

	Account Number	FY 2018	FY 2019	Budget FY2020	Year End Estimate FY2020	FY 2021	FY2022	FY 2023	FY 2024	FY 2025
PC, Laptop and Thin-client Equipment	3029.41300.905.570720	35,495	44,179	85,000	30,000	25,000	65,000	65,000	65,000	65,000
Other Operating Dept. Requests	3029.41300.905.570720			10,000	10,000	15,000	10,000	10,000	10,000	10,000
Total:		35,495	44,179	95,000	40,000	40,000	75,000	75,000	75,000	75,000

**Village of Oak Park
Equipment Replacement Fund Project Sheet
2021 - 2025**

Project: Printer replacement Priority Code: A Category: Machinery and Equipment



Description:

Replacement of outdated or broken printers

Justification:

This request is for replacement of printers. Printer breakdown occurs more frequently as they age or due to heavy usage and at times are not cost effective to repair. Newer printers are more efficient and compatible with evolving printer requirements, e.g. memory and processor. The anticipated lifecycle of this equipment is 5 years.

Current Status:

Most of the printers were replaced in 2014-2015 and generally are operating well. Funds are maintained and used when it is more cost effective to replace broken or old inefficient devices.

Funding Sources	Account Number	Actuals		Budget FY2020	Year End Estimate FY2020	Budget				
		FY 2018	FY 2019			FY 2021	FY2022	FY 2023	FY 2024	FY 2025
Transfer From CIP Fund #3095	3029.41300.101.491495	2,134	2,983	3,000	1,500	3,000	3,000	3,000	3,000	3,000
Total:		2,134	2,983	3,000	1,500	3,000	3,000	3,000	3,000	3,000

Expenditures

Printers	3029.41300.905.570294	2,134	2,983	3,000	1,500	3,000	3,000	3,000	3,000	3,000
Total:		2,134	2,983	3,000	1,500	3,000	3,000	3,000	3,000	3,000

Village of Oak Park
Equipment Replacement Fund Project Sheet
2021 - 2025

Project: Server and Network Infrastructure Priority Code: A Category: Machinery and Equipment



Description:

Replacements of outdated computer server, storage and network equipment are core technologies in computer rooms and network cabinets. The servers support all departments in providing file, database, print, email, application, web, security and backup services. The network equipment enables data connectivity of all technologies from various village facilities to the central servers or to internet services. Equipment upgrades and relocating of services at time require electrical and data work..

Justification:

This request is to replace outdated equipment which provides technological services. Village maintains several physical servers for server virtualization on vmware platform and stand-alone servers for specific applications (ex. police video storage). In addition, several outdated network equipment supports the village Fiber Wide Area Network (WAN). Average equipment lifespan for this equipment is 4 to 5 years. Servers for different applications were purchased at various times and replacement/upgrades are spread out over years.

Current Status:

The outdated servers and storage continue to be replaced. Installed backup AC unit at PWC computer room.

Funding Sources	Account Number	Actuals		Budget FY2020	Year End Estimate FY2020	Budget				
		FY 2018	FY 2019			FY 2021	FY2022	FY 2023	FY 2024	FY 2025
Transfer From CIP Fund #3095	3029.41300.101.491495	74,806	66,705	95,000	70,000	65,000	85,000	85,000	85,000	85,000
Total:		74,806	66,705	95,000	70,000	65,000	85,000	85,000	85,000	85,000

Expenditures

Servers, Storage & Network	3029.41300.884.570720	74,806	66,705	75,000	55,000	45,000	65,000	65,000	65,000	65,000
Data & power cable	3029.41300.884.570720			20,000	15,000	20,000	20,000	20,000	20,000	20,000
Total:		74,806	66,705	95,000	70,000	65,000	85,000	85,000	85,000	85,000

**Village of Oak Park
Equipment Replacement Fund Project Sheet
2021 - 2025**

Project: **Police Department Mobile Technology Upgrade**

Priority Code: **A**

Category: **Machinery and Equipment**



Description:

Police mobile technology includes Mobile Data Computer (MDC), printer and in-car video equipment.

Justification:

This request is to replace several of the MDC equipment that are outdated or "end of life" status. The new equipment will provide a more reliable and responsive service in addition to more capabilities. The anticipated lifespan of the equipment is 4 years.

Current Status:

We continue to replace the old MDC and printers through combined efforts of Police, IT and PW Fleet.

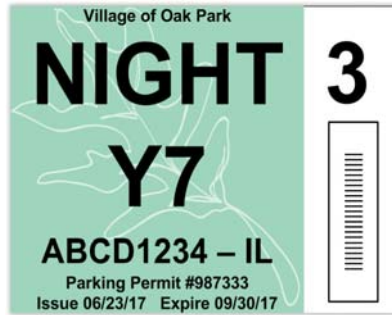
Funding Sources	Account Number	Actuals		Budget FY2020	Year End Estimate FY2020	Budget				
		FY 2018	FY 2019			FY 2021	FY2022	FY 2023	FY 2024	FY 2025
Transfer From CIP Fund #3095	3029.41300.101.491495	36,783	52,886	56,000	56,000	-	110,000	110,000	56,000	56,000
Federal RICO	2024.42480.101.452485					78,000				
Total:		36,783	52,886	56,000	56,000	78,000	110,000	110,000	56,000	56,000
Expenditures										
MDC	3029.41300.906.570720	36,783	52,886	50,000	50,000	-	50,000	50,000	50,000	50,000
In-Car Video	2024.42480.101.560631					78,000				
In-Car Video	3029.41300.906.570720	-		6,000	6,000		60,000	60,000	6,000	6,000
Total:		36,783	52,886	56,000	56,000	78,000	110,000	110,000	56,000	56,000

**Village of Oak Park
Equipment Replacement Fund Project Sheet
2021 - 2025**

Project: Parking Technology Upgrade

Priority Code: A

Category: Machinery and Equipment



Description:

Parking technology includes permit, vehicle registration, citation and in-car Automated License Plate Recognition (ALPR) services and systems.

Justification:

The legacy 2004 system was replaced with a Unified Parking Solution system. As originally envisioned of going paperless and stickerless, additional License Plate Recognition (LPR) systems, printers and handheld devices are being added to meet these objectives.

Current Status:

A new Unified Parking Solution system was implemented in Q2-2019 for Parking Citation, Permits, Vehicle License and License Plate Recognition (LPR). Additional LPR and vehicle citation printers to be completed this 2020 year.

Funding Sources	Account Number	Actuals		Budget FY2020	Year End Estimate FY2020	Budget				
		FY 2018	FY 2019			FY 2021	FY 2022	FY 2023	FY 2024	FY 2025
Transfer From CIP Fund #3095	3029.41300.101.491495	-	-	77,000	60,000	14,000	7,000	7,000	7,000	7,000
Parking Operating Revenues	Various	-	-	30,000	-	-	-	-	-	-
Fund Balance										
Total:		-	-	107,000	60,000	14,000	7,000	7,000	7,000	7,000
Expenditures										
PEO Handheld & System	3029.41300.906.570710	-	-	18,000	18,000	7,000	7,000	7,000	7,000	7,000
Mobile LPR system	3029.41300.906.570710	-	278,680	70,000	40,000	7,000	-	-	-	-
Citation	3029.41300.906.570711	-	-	2,000	2,000	-	-	-	-	-
Parking	5060.41300.793.570707	-	-	-	-	-	-	-	-	-
Total:		-	278,680	90,000	60,000	14,000	7,000	7,000	7,000	7,000

**Village of Oak Park
Equipment Replacement Fund Project Sheet
2021 - 2025**

Project: Police Department Body Worn Cameras

Priority Code: B

Category: Machinery and Equipment



Description:

Body worn cameras for officers

Justification:

This request is to purchase and equip officers with a camera that will affix to their uniform. The expense will cover the purchase of the devices, storage and redaction software.

Current Status:

The Police Department does not currently utilize body worn cameras.

Funding Sources	Account Number	Actuals		Budget FY2020	Year End Estimate FY2020	Budget				
		FY 2018	FY 2019			FY 2021	FY2022	FY 2023	FY 2024	FY 2025
Transfer From CIP Fund #3095	3029.41300.101.491495			-	-	-	170,000	170,000	170,000	170,000
Total:		-	-	-	-	-	170,000	170,000	170,000	170,000
Expenditures										
BWCs	3029.41300.906.570720	-	-	-	-	-	170,000	170,000	170,000	170,000
Total:		-	-	-	-	-	170,000	170,000	170,000	170,000

ENTERPRISE FUND OVERVIEW

Two of the Village's three enterprise funds have capital expenditures. Given their status as enterprises, it is expected that user fees cover the cost of operations as well as capital needs.

The Parking Fund and Water and Sewer Funds are segregated from the rest of Village operations to make this relationship between costs and fees as clear as possible.

PARKING FUND #5060

EXECUTIVE SUMMARY

In densely populated Oak Park, with a population of 52,000 and an automobile population estimated at nearly 30,000, the limited supply of parking must be managed. The management of parking in the Village requires regulation about where and how parking is allowed, for how long and, in some cases, by whom. By managing the parking supply, most of which is on public property, the Village's Parking Services Department helps Oak Park residents and business owners meet their parking needs, while also maintaining the character of the community.

Parking Services manages publicly provided parking, four public parking garages, more than 100 off-street lots and nearly 1,500 meters. In addition, the department manages a comprehensive parking permit system that includes 3,600 quarterly, 24-hour parking permits, 2,300 quarterly on-street, overnight permits and some 2,500 permits for residents and their guests who request temporary on-street parking. The Parking Department also oversees the sale of Village Vehicle Stickers. Parking Services also reviews, researches and recommends the addition and revision of parking regulations within the Village as the staff liaison to the Transportation Commission.

Below is a revenue and expense table that illustrates the overall fund finances.

	2018	2019	2020	Amended 2020	2020	2021
	<u>Actual</u>	<u>Actual</u>	<u>Budget</u>	<u>Budgeted</u>	<u>Y/E Estimate</u>	<u>Budget</u>
Garage Fees	2,071,248	1,991,669	1,767,640	917,640	1,100,000	1,300,000
Quarterly Parking Permits	2,430,856	2,080,926	3,055,750	1,605,750	850,000	2,200,000
On-Street Parking Permits	962,050	813,353	1,221,760	621,760	950,000	1,100,000
Parking Meter Collections	991,275	1,109,631	1,425,840	712,920	500,000	1,200,000
Miscellaneous Revenue	215,777	452,917	-	-	-	-
Grants	-	-	-	-	-	-
Bond Proceed Revenue	-	-	-	851,000	500,000	-
Non-Cash Contributions	4,000,000	-	-	-	-	-
Transfers in	<u>40,000</u>	<u>40,000</u>	<u>40,000</u>	<u>40,000</u>	<u>40,000</u>	<u>40,000</u>
Total Revenue	<u>10,711,206</u>	<u>6,488,496</u>	<u>7,510,990</u>	<u>4,749,070</u>	<u>3,940,000</u>	<u>5,840,000</u>
Personal Services	773,103	703,462	673,802	559,597	546,097	551,253
Fringe Benefits	292,088	226,168	253,984	206,500	206,500	195,844
Materials & Supplies	152,817	136,988	182,600	157,600	126,000	132,000
Contractual Services	1,514,328	1,585,450	1,939,800	1,831,300	1,576,216	1,880,725
Capital Outlay	1,200,672	976,922	2,395,168	1,103,177	1,103,177	410,000
Debt Service	653,938	575,123	3,002,629	3,002,629	3,002,629	2,424,665
Loss on disposal of capital assets	798,417	1,357,931	-	-	-	-
Transfers Out	<u>1,000,000</u>	<u>1,040,000</u>	<u>300,000</u>	<u>300,000</u>	<u>300,000</u>	<u>300,000</u>
Total Expenditures	<u>6,385,363</u>	<u>6,602,044</u>	<u>8,747,983</u>	<u>7,160,803</u>	<u>6,860,619</u>	<u>5,894,487</u>
Net Surplus (Deficit)	<u>4,325,843</u>	<u>(113,548)</u>	<u>(1,236,993)</u>	<u>(2,411,733)</u>	<u>(2,920,619)</u>	<u>(54,487)</u>
Beginning Audited Fund Balance 1/1/20					2,801,582	
2020 Projected Surplus (Deficit)					<u>(2,920,619)</u>	
Ending Projected Fund Balance 12/31/20					<u>(119,037)</u>	
Estimated Fund Balance 1/1/21						(119,037)
2021 Budgeted Surplus (Deficit)						<u>(54,487)</u>
Ending Estimated Fund Balance 12/31/21						<u>(173,524)</u>

Village of Oak Park
Parking Fund Capital Outlay Summary
2021 - 2025

Parking Fund (5060)						Priority	Actual	Actual	Budget	Estimate	Budget	Budget	Budget	Budget	Budget
Project (*Indicates New Project for 2021)	Fund	Dept	Prgm	Account	Code		FY 2018	FY 2019	FY 2020	FY 2020	FY 2021	FY 2022	FY 2023	FY 2024	FY 2025
Bike Share Program	5060	43770	786	570707	N/A		40,895	-	-	-	-	-	-	-	-
Electric Vehicle Charging Stations	5060	43770	784	570707	F		2,000	-	-	-	-	-	-	-	-
Electric Vehicle Charging Stations	5060	43770	787	570707	F		-	-	-	-	-	50,000	-	50,000	-
Fiber Infrastructure Upgrade	5060	43770	783	570707	N/A		-	-	283,556	166,667	-	-	-	-	-
Fiber Infrastructure Upgrade	5060	43770	784	570707	N/A		-	-	283,556	166,667	-	-	-	-	-
Fiber Infrastructure Upgrade	5060	43770	788	570707	N/A		-	-	283,556	166,667	-	-	-	-	-
Maintenance & Repairs Program	5060	43770	783	570705	A		-	18,450	26,500	-	75,000	102,700	100,000	100,000	100,000
Maintenance & Repairs Program	5060	43770	784	570705	A		280,294	-	-	-	-	102,700	100,000	100,000	100,000
Maintenance & Repairs Program	5060	43770	788	570705	A		466,792	245,514	375,000	375,000	-	102,700	100,000	100,000	100,000
Lot Resurfacing, Landscaping and Maintenance Program	5060	43770	787	570707	A		135,093	197,740	-	-	125,000	300,000	275,000	275,000	275,000
On-Street Pay Stations	5060	43770	786	570707	F		249,893	246,820	116,071	116,071	-	250,000	250,000	250,000	250,000
On-Street Regulation Signs Upgrade	5060	43770	786	570707	B		-	82,720	-	-	200,000	200,000	200,000	-	-
Parking Wayfinding System	5060	43770	787	570707	F		-	-	80,000	80,000	-	200,000	200,000	200,000	-
Resurfacing Various Streets and Parking Lots	5060	43770	787	Various	A		135,093	34,566			-				
Revenue Control System (Lic. Plate Software & Control Gates	5060	43770	785	570707	N/A		-	38,000	-	-	-	-	-	-	-
Parking Maintenance Vehicles	5060	43770	101	570750	F		-	-	-	-	-	-	-	35,000	-
Parking Maintenance Vehicles	5060	43770	786	570750	F		-	-	-	-	-	33,000	-	-	-
Emergency Generators for Parking Structures*	5060	43770	101	570707	A						10,000				
Emergency Generators for Parking Structures*	5060	43770	783	570707	A		-	-	-	-	-	-	-	15,000	-
Emergency Generators for Parking Structures*	5060	43770	784	570707	A		-	-	-	-	-	-	15,000	-	-
Emergency Generators for Parking Structures*	5060	43770	788	570707	A		-	-	-	-	-	15,000	-	-	-
Village Hall Parking and Landscaping Improvements	5060	43770	787	570707	N/A		-	103,038	-	32,105	-	-	-	-	-
Total							1,310,060	966,848	1,448,239	1,103,177	410,000	1,356,100	1,240,000	1,125,000	825,000

Priority Scale
A= Essential and Immediate Need
B= Essential, but may be delayed
C= Optional but beneficial to the Village through increased productivity, safety, etc.
D= Optional but beneficial to the Village in social, cultural or aesthetic ways
F= Future project, no 2021 expenditures
N/A= Project complete, no 2021 or future expenditures

**Village of Oak Park
Parking Fund Capital Project Sheet
2021 - 2025**

Project: Bike Share Program

Priority Code: N/A

Category: Other/Miscellaneous



Description:

As part of the Village's Comprehensive Plan and Bicycle Plan there are goals to improve public transportation through a bike share program. In 2013, the Village Board approved seeking a grant to partner with the Cities of Chicago and Evanston to expand the Divvy Bike Share Program to Oak Park. In 2016, the Divvy Bike Share Program was implemented in Oak Park with the first thirteen stations deployed and operational. In 2018, the bike share program was terminated.

Justification:

In 2018, the bike share program was terminated. At this time, the Village is moving forward with dockless bike share and does not expect any staff or capital expenditures.

Current Status:

In 2018, the bike share program was terminated. This project is shown for historical purposes only.

Funding Sources	Account Number	Actual FY 2018	Actual FY 2019	Budget FY2020	Estimate FY2020	Budget FY 2021	Budget FY2022	Budget FY 2023	Budget FY 2024	Budget FY 2025
Parking Operating Revenues	Various	40,895	-	-	-	-	-	-	-	-
Total:		40,895	-	-	-	-	-	-	-	-
Expenditures										
Ongoing station maintenance	5060.43770.786.570707	40,895	-	-	-	-	-	-	-	-
Total:		40,895	-	-	-	-	-	-	-	-

**Village of Oak Park
Parking Fund Capital Project Sheet
2021 - 2025**

Project: Electric Vehicle Charging Stations

Priority Code: F

Category: Machinery and Equipment



Description:

The Village currently has seven dual electric vehicle (EV) charging stations located in the Holley Court, Lake & Forest, and Avenue Parking Garages. These stations are used every day and Parking and Mobility Services continually gets requests for additional stations. In 2017, the Village added stations to permit levels of the Holley Court Parking Garage. In 2019 5 stations (10 charge ports) were installed with Village Hall lot resurfacing. Two stations are for public use and three stations are for future Village fleet use. As the need for EV Charging Stations grows, the installation of EV Charging Stations will be needed in parking lots throughout the village.

Justification:

Installation provides a valued customer amenity for residents and visitors with electric vehicles while patronizing the Downtown and other areas. It also addresses the alternate transportation goals in both the Plan It Green and regional GoTo 2040 plans. As electric vehicle ownership continues to grow, the Village should seek continued opportunities to provide charging infrastructure. Additionally, as the Village begins to incorporate EV's into its fleet, the stations will be necessary.

Current Status:

Three stations are planned to be installed in 2022 and again in 2024, locations to be determined.

Funding Sources	Account Number	Actual FY 2018	Actual FY 2019	Budget FY2020	Estimate FY2020	Budget FY 2021	Budget FY2022	Budget FY 2023	Budget FY 2024	Budget FY 2025
Parking Operating Revenues	Various	2,000	-	-	-	-	50,000	-	50,000	-
	Total:	2,000	-	-	-	-	50,000	-	50,000	-
Expenditures										
Purchase & Install New EV Station:	5060.43770.784.570707	2,000	-	-	-	-	-	-	-	-
Purchase & Install New EV Station:	5060.43770.787.570707	-	-	-	-	-	50,000	-	50,000	-
	Total:	2,000	-	-	-	-	50,000	-	50,000	-

**Village of Oak Park
Equipment Replacement Fund Project Sheet
2021 - 2025**

Project: Fiber Infrastructure Upgrade Priority Code: A Category: Machinery and Equipment



Description:

The Fiber infrastructure upgrade of village's Wide Area Network (WAN) is used in day-to-day operations to interconnect technology services to various village facilities, such as Pump Stations, Fire Stations, Village Hall, Public Works Center, Parking Garages and Police substation.

Justification:

This request is to replace a 15 to 20 year old system which currently has many fail points, subject to outages and limited capacity. This project was identified as a core system and infrastructure in the IT Strategic Plan in part due to the increased use of technological services and devices, e.g. video, data, voice, mobile devices and remote activities. A Fiber WAN upgrade will significantly increase transmission speeds, build network resiliency and allow for anticipated future capacity of services with a consultant's projected life of an underground asset of 40 years. On Nov. 4, 2019, board resolution approved an intergovernmental agreement (IGA) between the Village and Elementary School District 97 (D97) allowing District 97 to share the use of a Village fiber optic cabling system for up to a 20 year term subject to its future construction as recommended in the FY20 budget.

Current Status:

As of August 2020, half of the underground conduit construction completed.

Funding Sources	Account Number	Actuals		Budget FY2020	Year End Estimate FY2020	Budget				
		FY 2018	FY 2019			FY 2021	FY2022	FY 2023	FY 2024	FY 2025
Transfer From CIP Fund #3095	3029.41300.101.491495	-	-	1,745,157	1,745,157	-	-	-	-	-
Water/Sewer Operating Revenues	5040.43730.101.444401	-	-	850,667	850,667	-	-	-	-	-
Parking Operating Revenues	Various	-	-	500,000	500,000	-	-	-	-	-
Total:		-	-	3,095,824	3,095,824	-	-	-	-	-
Expenditures										
Fiber Infrastructure	3029.41300.884.540690	-	-	1,745,157	1,745,157	-	-	-	-	-
Fiber Infrastructure	5060.43770.783.570707	-	-	166,667	166,667	-	-	-	-	-
Fiber Infrastructure	5060.43770.784.570707	-	-	166,667	166,667	-	-	-	-	-
Fiber Infrastructure	5060.43770.788.570707	-	-	166,667	166,667	-	-	-	-	-
Fiber Infrastructure	5040.43730.776.570707	-	-	850,666	850,666	-	-	-	-	-
Total:		-	-	3,095,824	3,095,824	-	-	-	-	-

Amo
for 2

**Village of Oak Park
Parking Fund Capital Project Sheet
2021 - 2025**

Project: Parking Structure Maintenance Program Priority Code: A Category: Building Improvements



Description:

The Village has several parking garage structures that it needs to maintain. These structures range in age from 12 to 31 years old. The Village will contract for a study and maintenance plan that will be a guide for annual upkeep of the parking structures. The Village currently has four garages. Holley Court Garage was first built in 1984 with additions in 1986 and 2009. Avenue and OPRF Garages were built in 2003. Request for Proposals were solicited in July 2016 and a study was completed. An updated maintenance study is planned to occur in 2022.

Justification:

An ongoing capital maintenance plan is needed to extend the useful life of the Village parking garage structures.

Current Status:

Oak Park River Forest High School Garage was completed in 2017. Additional work is planned for this structure in 2021.
Avenue Garage was completed in 2018.
Holley Court began in 2018 and was completed in 2020.
An updated maintenance study is planned to occur in 2022.

Funding Sources	Account Number	Actual FY 2018	Actual FY 2019	Budget FY2020	Estimate FY2020	Budget FY2021	Budget FY2022	Budget FY 2023	Budget FY 2024	Budget FY 2025
Parking Operating Revenues	Various	747,086	263,964	401,500	375,000	75,000	308,100	300,000	300,000	300,000
	Total:	747,086	263,964	401,500	375,000	75,000	308,100	300,000	300,000	300,000
Expenditures										
Property Repair	5060.43770.783.570705	-	18,450	26,500	-	75,000	102,700	100,000	100,000	100,000
Property Repair	5060.43770.784.570705	280,294	-	-	-	-	102,700	100,000	100,000	100,000
Property Repair	5060.43770.788.570705	466,792	245,514	375,000	375,000	-	102,700	100,000	100,000	100,000
	Total:	747,086	263,964	401,500	375,000	75,000	308,100	300,000	300,000	300,000

**Village of Oak Park
Parking Fund Capital Project Sheet
2021 - 2025**

Project: Lot Resurfacing, Landscaping and Maintenance Program Priority Code: A Category: Infrastructure Improvements



Description:

On-going resurfacing, landscaping and maintenance program of Village parking lots. The resurfacing is done in conjunction with the overall Village resurfacing program of streets and alleys.

Justification:

The Village owns or leases over 100 off-street parking lots. In addition, the Village sells over 3000 permits per quarter for these off-street parking lots. The Village has parking lot standards in the Village Code such as stormwater management, landscape areas, fencing, proper pavement and parking stall markings. The Village owned and leased parking lots follow these standards

Current Status:

The only lot planned to be resurfaced in FY21 is Lot #10. All other resurfacing and landscaping plans have been deferred.

Funding Sources	Account Number	Actual FY 2018	Actual FY 2019	Budget FY2020	Estimate FY2020	Budget FY 2021	Budget FY2022	Budget FY 2023	Budget FY 2024	Budget FY 2025
Parking Operating Revenues	Various	135,093	197,740	-	-	300,000	300,000	275,000	275,000	275,000
Total:		135,093	197,740	-	-	300,000	300,000	275,000	275,000	275,000

Expenditures										
Re-Surfacing Report	5060.43770.787.570707	31,861	29,166	-	-	-	-	-	-	-
Re-Surfacing	5060.43770.787.570707	103,232	168,574	-	-	125,000	200,000	200,000	200,000	200,000
Landscaping and Maintenance	5060.43770.787.570707	-	-	-	-	-	100,000	75,000	75,000	75,000
Total:		135,093	197,740	-	-	125,000	300,000	275,000	275,000	275,000

**Village of Oak Park
Parking Fund Capital Project Sheet
2021 - 2025**

Project: On-Street Paystations Priority Code: F Category: Infrastructure Improvements



Description:

Parking and Mobility Services manages roughly 1,500 on-street metered spaces. As the Village looks at technology to improve efficiencies pay stations will be needed. These stations can offer pay-by-plate, pay and display, or pay-by-space technology. The new systems would provide better functionality as well as improve efficiencies for a better customer experience. The systems would also help with enforcement capabilities.

Justification:

The current parking meters are over 20 years old and have limited capabilities. The new meters (pay stations) would allow for efficient use and management of the parking system. The estimated cost for a unit is \$10,000 and will cost roughly \$1,000 to maintain annually. Each paystation will cover 8-15 spaces depending on the street design. The goal is to add 25 units/year.

Current Status:

In 2016, the Village produced Requests for Proposals (RFP) for a consultant to help with the process of research, procurement and installation of technology. In 2017, the Village began and completed a pilot program testing 5 providers of parking pay station equipment. In 2019 the Village is adding 28 pay stations. 13 stations were installed in 2020 as part of the Lake Street

Funding Sources	Account Number	Actual FY 2018	Actual FY 2019	Budget FY2020	Estimate FY2020	Budget FY 2021	Budget FY2022	Budget FY 2023	Budget FY 2024	Budget FY 2025
Parking Operating Revenues	Various	249,893	246,820	116,071	116,071	-	250,000	250,000	250,000	250,000
	Total:	249,893	246,820	116,071	116,071	-	250,000	250,000	250,000	250,000

Expenditures		Actual FY 2018	Actual FY 2019	Budget FY2020	Estimate FY2020	Budget FY 2021	Budget FY2022	Budget FY 2023	Budget FY 2024	Budget FY 2025
Purchase of pay stations	5060.43770.786.570707	249,893	246,820	116,071	116,071	-	250,000	250,000	250,000	250,000
	Total:	249,893	246,820	116,071	116,071	-	250,000	250,000	250,000	250,000

**Village of Oak Park
Parking Fund Capital Project Sheet
2021 - 2025**

Project: On-Street Regulation Signs Upgrade Priority Code: B Category: Infrastructure Improvements



Description:

Fabrication and installation of new/revise Village-wide On-street regulation signs that will consolidate and create a more user friendly system to convey parking regulations to the public. Currently the Village has over 10,000 regulations signs.

Justification:

With over 10,000 regulations signs there is a need to consolidate and potentially simplify the presentation of the Village's parking regulations. When completed, this upgrade will provide a better customer service experience for the residents and visitors of Oak Park.

Current Status:

In 2019, the Village installed new consolidation parking regulation signs in the Parking Pilot Area and will be gathering feedback on the signs at the conclusion of the pilot period. Following a successful pilot, Village-wide conversion will be completed 2020-2023

Funding Sources	Account Number	Actual FY 2018	Actual FY 2019	Budget FY2020	Estimate FY2020	Budget FY 2021	Budget FY2022	Budget FY 2023	Budget FY 2024	Budget FY 2025
Parking Operating Revenues	Various	-	-	-	-	200,000	200,000	200,000	-	-
Total:		-	-	-	-	200,000	200,000	200,000	-	-
Expenditures										
Sign Replacement (Fabrication)	5060.43770.786.570707	-	82,720	-	-	150,000	150,000	150,000	-	-
Sign Replacement (Installation)	5060.43770.786.570707	-	-	-	-	50,000	50,000	50,000	-	-
Total:		-	82,720	-	-	200,000	200,000	200,000	-	-

**Village of Oak Park
Parking Fund Capital Project Sheet
2021 - 2025**

Project: Parking Wayfinding System

Priority Code: F

Category: Infrastructure Improvements



Description:

Fabrication and installation of a new/revised Village-wide Wayfinding System that will include the parking structures and off-street surface lots. The current system, installed in 2003, has over 600 signs and poles through the Villages over 100 surface lots and 3 parking structures.

Justification:

As a culturally rich community with multiple area's of interest including business corridors, a robust parking wayfinding system for tourists, residents and workers is important. It has been determined that the current wayfinding system is ineffective and needs to be improved.

Current Status:

Wayfinding System analysis and design (Project Phases 1 & 2) was completed in 2017. Fabrication and installation of parking wayfinding signage was to begin in 2018, but has been moved to 2020 to coincide with Lake Street and Madison Street streetscape projects. Work will continue in 2021 on Oak Park Avenue through 2024 to match signage throughout the rest of the Village.


Funding Sources	Account Number	Actual FY 2018	Actual FY 2019	Budget FY2020	Estimate FY2020	Budget FY 2021	Budget FY2022	Budget FY 2023	Budget FY 2024	Budget FY 2025
Parking Operating Revenues	Various	-	-	80,000	80,000	-	200,000	200,000	200,000	-
Total:		-	-	80,000	80,000	-	200,000	200,000	200,000	-
Expenditures										
Sign Replacement (Fabrication)	5060.43770.787.570707	-	-	60,000	60,000	-	150,000	150,000	150,000	-
Sign Replacement (Installation)	5060.43770.787.570707	-	-	20,000	20,000	-	50,000	50,000	50,000	-
Total:		-	-	80,000	80,000	-	200,000	200,000	200,000	-

**Village of Oak Park
Capital Improvement Fund Project Sheet
2021 - 2025**

Project: **Resurfacing of Various Streets and Parking Lots**

Priority Code: **A**

Category: **Infrastructure Improvements**



Description:

This annual project consists of resurfacing and reconstructing local streets and resurfacing Village owned on-street and off-street parking lots.

Justification:

Local streets should be resurfaced every 15-20 years to maintain the deeper layers of asphalt, concrete or stone bases. Streets already deteriorated need to be reconstructed with deeper layers of asphalt or new base courses to restore their structural integrity.

Current Status:

The FY2020 Budget was reduced from \$1,000,000 to \$250,000 for local street resurfacing plus funds to close out prior years' projects. The 2020 resurfacing project will be built in the fall of 2020 and also include resurfacing of Austin Boulevard from Lake Street to Chicago Avenue (shown on separate CIP sheet) since this work was taken back from the City of Chicago due to timing of the City's resurfacing project relative to the Village's water main project which was delayed due to COVID. The 2021 resurfacing project will include traffic signal upgrades at the Garfield and Oak Park Ave intersection to add left turn arrows for the east and west direction to improve traffic flow.

		Year End									
Funding Sources	Account Number	Actuals		Budget	Amended Budget	Estimate	Recommended Budget				
		FY 2018	FY 2019	FY 2020	FY 2020	FY 2020	FY 2021	FY 2022	FY 2023	FY 2024	FY 2025
CDBG Grant Revenue	2083.46201.101.431400	569,034	138,128	105,000	105,000	105,000	405,000	400,000	400,000	400,000	400,000
Transfer from Debt Service	3095.41300.101.491425	2,195,909	-	-	-	-	-	-	-	-	-
5060 Fund Revenues	5060.43770.101.422481	135,093	34,566	-	-	-	-	-	-	-	-
Main Capital Fund Revenues (Non-D	Various	-	1,134,156	1,040,000	380,657	380,657	100,000	1,165,000	2,240,000	2,240,000	2,240,000
Grant Revenues (UN Project 2014)		-	-	-	-	60,000	-	-	-	-	-
Revenues from Sidewalks at Maple Ave (SDOP Corp)		45,381	-	-	-	-	-	-	-	-	-
Total:		2,945,417	1,306,850	1,145,000	485,657	545,657	505,000	1,565,000	2,640,000	2,640,000	2,640,000
Expenditures											
Construction (CDBG)	2083.46201.668.583651	-	124,378	-	-	-	-	-	-	-	-
Construction (CDBG)	2083.46201.668.583652	569,034	13,750	105,000	105,000	105,000	405,000	400,000	400,000	400,000	400,000
Surveying	3095.43780.101.570706	29,000	19,150	40,000	-	-	-	40,000	40,000	40,000	40,000
Construction Engineering	3095.43780.101.570706	-	-	-	-	-	50,000	125,000	200,000	200,000	200,000
Design	3095.43780.101.570951	68,453	-	-	-	-	50,000	-	-	-	-
Construction Engineering	3095.43780.101.570951	186,275	78,811	-	-	-	-	-	-	-	-
Construction (Resurfacing)	3095.43780.101.570951	1,957,562	1,036,196	1,000,000	380,657	380,657	-	1,000,000	2,000,000	2,000,000	2,000,000
Construction (Signal Improvements)	3095.43780.101.570971	-	-	-	-	-	-	-	-	-	-
Construction (Parking Lots)	5060.43770.787.570707	135,093	34,566	-	-	-	-	-	-	-	-

**Village of Oak Park
Parking Fund Capital Project Sheet
2021 - 2025**

Project: Revenue Control System Priority Code: N/A Category: Building Improvements



Description:

The Village has three parking garages that operate with an automated revenue control system. This project includes installing license plate recognition (LPR) and additional control gates for nested parking on the roof of Holley Court and Avenue Parking Garages. This is the area where discount parkers are required to park, but the Village did not have the ability to monitor if the parkers were following requirements. It also includes installing LPR technology in the Lake & Forest Garage. The LPR technology will be part of the unified parking system upgrade as the Village will be looking at implementing LRP for on-street and off-street surface lot parking.

Justification:

License Plate Recognition will improve customer service by allowing individuals who have prepaid for hourly or monthly parking to exit the garage without scanning their ticket or keycard at the gate. In addition revenue control gates on the roof ensure that discount parkers are parking in the required area.

Current Status:

The Avenue and Holley Court Parking Garages now have a fully-functional Revenue Control System, including License Plate Recognition (LPR) Software and nesting for employee discount cards on the roof levels installed in 2017. LPR was installed at Lake & Forest in 2019.

Funding Sources	Account Number	Actual FY 2018	Actual FY 2019	Budget FY2020	Estimate FY2020	Budget FY 2021	Budget FY2022	Budget FY 2023	Budget FY 2024	Budget FY 2025
Parking Operating Revenues	Various	-	38,000	-	-	-	-	-	-	-
Total:		-	38,000	-	-	-	-	-	-	-
Expenditures										
Lic. Plate Software & Control Gates	5060.43770.785.570707	-	38,000	-	-	-	-	-	-	-
Total:		-	38,000	-	-	-	-	-	-	-

**Village of Oak Park
Parking Fund Capital Project Sheet
2021 - 2025**

Project: **Parking Maintenance Vehicle Replacement**

Priority Code: **F**

Category: **Machinery and Equipment**



Description:

Replacement of Parking and Mobility Services Department vehicles.

Justification:

Vehicles are used for meter change collections and maintenance. Regular replacement will keep repair costs down and employees on the street. Vehicles are used for extended periods of time providing maintenance and repairs to the multiple parking locations around the village. The vehicles are run in constant stop and go as well as having excessive idle times to operate the attachments required for the various jobs required of these positions.

Current Status:

Replacement schedule:

2021 - No vehicles scheduled for replacement
2022 - 2011 Ford Van (\$32,000)
2023 - No vehicles scheduled for replacement
2024 - 2014 Ford van (\$35,000)
2025 - No vehicles scheduled for replacement

Funding Sources	Account Number	Actual FY 2018	Actual FY 2019	Budget FY2020	Estimate FY2020	Budget FY 2021	Budget FY2022	Budget FY 2023	Budget FY 2024	Budget FY 2025
Parking Operating Revenues	Various	-	-	-	-	-	33,000	-	35,000	-
Total:		-	-	-	-	-	33,000	-	35,000	-
Expenditures										
Vehicle Replacement	5060.43770.101.570750	-	-	-	-	-	-	-	35,000	-
Vehicle Replacement	5060.43770.786.570750	-	-	-	-	-	33,000	-	-	-
Total:		-	-	-	-	-	33,000	-	35,000	-

**Village of Oak Park
Parking Fund Capital Project Sheet
2021 - 2025**

Project: **Emergency Generators for Parking Structures**

Priority Code: **A**

Category: **Building Improvements**



Description:

Power failures at the parking structures cause disruptions to operations and also present possible life safety issues. Currently, the Holly Court parking structure has a generator that powers the central elevator only. The Avenue parking structure has a generator for the solar panel system on the rooftop. The OPRF parking structure has no generator.

Justification:

Improve operations and safety and avoid disruptions to parking structure operations.

Current Status:

An assessment would be performed in FY21 to determine the need and feasibility of replacing and/or installing generators at the parking structures. Depending on the results of this assessment, generator installation would occur in FY22 - FY24.

Funding Sources	Account Number	Actual FY 2018	Actual FY 2019	Budget FY2020	Estimate FY2020	Budget FY2021	Budget FY2022	Budget FY 2023	Budget FY 2024	Budget FY 2025
Parking Operating Revenue	Various	-	-	-	-	10,000	15,000	15,000	15,000	-
Total:		-	-	-	-	10,000	15,000	15,000	15,000	-
Expenditures										
Assessment	5060.43770.101.530667	-	-	-	-	10,000	-	-	-	-
Property Repair	5060.43770.783.570707	-	-	-	-	-	-	-	15,000	-
Property Repair	5060.43770.784.570707	-	-	-	-	-	-	15,000	-	-
Property Repair	5060.43770.788.570707	-	-	-	-	-	15,000	-	-	-
Total:		-	-	-	-	10,000	15,000	15,000	15,000	-

**Village of Oak Park
Capital Improvement Program
2021 - 2025**

Project: Village Hall Parking and Landscaping Improvements Priority Code: N/A Category: Building Improvements



Description:

Reconstruction/repaving of the Village Hall parking lot. Work will include removal of the existing asphalt, base repair, sewer repair, repaving of the parking lot, re-striping, repair of the basement-garage roof, and replacement of all existing light poles and fixtures. Landscaping improvements will include plantings in the parking lot island, perimeters of the parking lot; and upgrading the plaza area by installing tree pits, planters, upgraded street furniture and installation of hexagonal pavers.

Justification:

The existing parking lot is deteriorating and has several large areas that have completely failed. The existing lighting system is original from the 1970's and is in need of replacement, new and improved lighting will improve safety and appearance of the parking lot.

Current Status:

The project was completed in 2019 with punch list landscaping completed in the spring of 2020.

Funding Sources	Account Number	Year End									
		Actuals		Budget	Amended Budget	Estimate	Recommended Budget				
		FY 2018	FY 2019	FY2020	FY 2020	FY2020	FY 2021	FY2022	FY 2023	FY 2024	FY 2025
TIF Increment	2072.41300.101.411401	32,991	70,809	-	-	7,075	-	-	-	-	-
Transfer from Debt Service	4025.41300.101.491425	-	1,263,616	-	108,491	73,522	-	-	-	-	-
5060 Fund Revenues	5060.43770.101.422481	-	62,845	-	-	25,030	-	-	-	-	-
Total:		32,991	1,397,269	-	108,491	105,627	-	-	-	-	-
Expenditures											
Conceptual Landscape Design	2072-41300-101-570698	5,000	-	-	-	-	-	-	-	-	-
Design (Phase II- structural)	2072-41300-101-570707	8,400	3,886	-	-	-	-	-	-	-	-
Design (Phase II- lighting)	2072-41300-101-570707	11,128	-	-	-	-	-	-	-	-	-
Design (Phase II- landscaping)	2072-41300-101-570707	8,463	-	-	-	-	-	-	-	-	-
Construction	2072-41300-101-570707	-	1,263,116	-	108,491	73,522	-	-	-	-	-
Environmental	3095.43780.101.530667	-	500	-	-	-	-	-	-	-	-
Construction Management	3095.43780.101.530667	-	26,729	-	-	-	-	-	-	-	-
Construction Management	5060.43770.787.570707	-	36,116	-	-	25,030	-	-	-	-	-
Construction (Charging Stations)	5060-43770-787-570707	-	66,922	-	-	7,075	-	-	-	-	-
Total:		32,991	1,397,269	-	108,491	105,627	-	-	-	-	-

Water & Sewer Fund #5040

Fund Summary

The Department of Public Works is responsible for the oversight and management of the Public Works portion of this Fund through its Water & Sewer Division. In FY 2013, the Village Board approved the collapse of the Water and Sewer Funds into a single fund.

Water Services – Public Works is responsible for the delivery of safe, potable water to residents and businesses within the Village and for fire suppression. Purchased directly from the City of Chicago, water is stored in several sites throughout the Village and pumped through 105 miles of water mains. Personnel and contractors supported by this fund are responsible for the emergency replacement of broken mains as well as repair and exercising of system water valves and fire hydrants, repair and replacement of water meters and pumping equipment. The division also responds to requests for locating underground water facilities via the one call system Joint Utility Locating Information for Excavators (JULIE). Revenues for the Water Fund are generated through the users of the water system through quarterly metering. Rates are determined based on the charges from the City of Chicago for the delivery of water and the Village's expenses and programming.

Sewer Services – Village sewage is transported to the interceptor sewers of the Metropolitan Water Reclamation District of Greater Chicago (MWDGC) where it is eventually treated and discharged into the receiving streams. Revenues for the Sewer fund are generated through the users of the water system as a portion of the utility charges. The Village does not pay the MWDGC for discharging to their sewers. Property owners are assessed on their property tax bill for this service. Although the current focus is on the actual infrastructure improvements it is not possible to have a valid conversation about the fund's ability to pay for the costs of projects without also discussing the other expenses of the fund. Below is a revenue and expense table that illustrates the overall fund finances.

	2018	2019	2020	Amended 2020	2020	2021
	<u>Actual</u>	<u>Actual</u>	<u>Budget</u>	<u>Budgeted</u>	<u>Y/E Estimate</u>	<u>Budget</u>
Utility Sales	17,345,691	17,683,046	19,800,000	13,266,000	17,700,000	18,500,000
Miscellaneous Revenue	34,511	52,049	3,000	2,010	2,000	2,010
Scrap Revenue	6,515	2,150	3,000	2,010	1,000	2,010
Recovered Damages	25,081	24,267	10,000	6,700	5,000	6,700
Meter Charges	132,960	104,339	70,000	46,900	40,000	40,000
Penalty Charges	142,628	151,243	100,000	67,000	67,000	67,000
Transfers in	-	-	-	-	-	-
Total Revenue	<u>17,687,386</u>	<u>18,017,094</u>	<u>19,986,000</u>	<u>13,390,620</u>	<u>17,815,000</u>	<u>18,617,720</u>
Personal Services	883,210	868,199	1,133,528	1,133,528	1,133,528	1,160,836
Fringe Benefits	370,508	329,492	448,512	448,512	448,512	489,680
Materials & Supplies	236,323	216,621	304,400	296,600	267,440	278,700
Contractual Services	7,955,053	8,032,406	8,607,450	8,591,983	8,959,718	8,818,050
Capital Outlay	2,143,838	2,210,993	9,165,746	5,450,505	5,214,598	11,756,000
Debt Service	184,007	160,888	650,359	650,359	650,359	826,621
Transfers Out	1,000,000	1,000,000	570,000	570,000	670,000	670,000
Total Expenditures	<u>12,772,939</u>	<u>12,818,599</u>	<u>20,879,995</u>	<u>17,141,487</u>	<u>17,344,155</u>	<u>23,999,887</u>
Net Surplus (Deficit)	<u>4,914,447</u>	<u>5,198,495</u>	<u>(893,995)</u>	<u>(3,750,867)</u>	<u>470,845</u>	<u>(5,382,167)</u>
Beginning Audited Fund Balance 1/1/20					11,685,794	
2020 Projected Surplus (Deficit)					<u>470,845</u>	
Ending Projected Fund Balance 12/31/20					<u>12,156,639</u>	
Estimated Fund Balance 1/1/21						12,156,639
2021 Budgeted Surplus (Deficit)						<u>(5,382,167)</u>
Ending Estimated Fund Balance 12/31/21						<u>6,774,472</u>

Village of Oak Park
Water & Sewer Capital Outlay Summary
2021 - 2025

check for amended in GL

Water & Sewer Fund (5040)						Priority Code	Actuals		Budget	Amended Budget	Year End Estimate	Recommended Budget				
Project>(*Indicates New Project for 2020)	Additional Description	Fund	Dept	Prgm	Account		FY 2018	FY 2019	FY 2020	FY 2020	FY 2020	FY 2021	FY 2022	FY 2023	FY 2024	FY 2025
Advanced Metering Infrastructure (AMI)- Software*	Capital Improvements	5040	43730	777	570711	C	-	-	-	-	-	55,000	-	-	-	
Advanced Metering Infrastructure (AMI)- Construction*	Capital Improvements	5040	43730	777	570707	C	-	-	-	-	-	225,000	-	-	-	
Austin Blvd. Resurfacing	Capital Improvements	5040	43750	777	570707	A	-	50,495	-	743,128	743,128	-	-	-	-	
Austin Blvd. Resurfacing	Capital Improvements	5040	43750	781	570707	A	-	12,041	-	513,750	513,750	-	-	1,500,000	-	
Central Pumping Sta. VFD Repl.	Capital Improvements	5040	43730	776	570707	A	-	-	640,000	50,000	-	100,000	670,000	295,000	-	
Central Reservoir Air Gap	Capital Improvements	5040	43730	776	570707	F	-	-	-	-	-	50,000	200,000	-	-	
Division Street Resurfacing (Sewer Main)*	Capital Improvements	5040	43750	781	570707	B	-	-	-	-	-	-	300,000	-	-	
Division Street Resurfacing (Water Main)*	Capital Improvements	5040	43730	777	570707	B	-	-	-	-	-	-	600,000	-	-	
Fiber Infrastructure Upgrade	Capital Improvements	5040	43730	776	570707	A	-	-	788,690	788,690	788,690	-	-	-	-	
Flood Mitigation Improvements- Berkshire	Capital Improvements	5040	43750	781	570707	N/A	526,498	1,113,028	-	60,458	60,458	-	-	-	-	
Flood Mitigation Improvements- Berkshire	Capital Improvements	5040	43730	777	570707	N/A	103,419	63,744	-	-	-	-	-	-	-	
Flood Mitigation Improvements- LeMoynes	Capital Improvements	5040	43750	781	570707	A	-	-	1,500,000	-	-	1,620,000	-	-	-	
Flood Mitigation Improvements- General	Capital Improvements	5040	43750	781	570707	F	-	-	-	-	-	-	600,000	3,680,000	5,520,000	
Interconnection Removals	Capital Improvements	5040	43730	777	570707	F	-	-	-	-	-	-	75,000	-	-	
Lake St. Streetscaping and Resurf. (Sewer)	Capital Improvements	5040	43750	781	570707	A	-	-	1,250,000	1,320,000	1,422,000	-	-	-	-	
Lake St. Streetscaping and Resurf. (Water)	Capital Improvements	5040	43730	777	570707	A	-	22,120	662,880	848,503	848,503	-	-	-	-	
Lead Water Service Replacement Program- Private*	Capital Improvements	5040	43730	777	570707	A	-	-	-	-	-	-	200,000	200,000	200,000	
Lead Water Service Replacement Program- Public*	Capital Improvements	5040	43730	777	570707	A	-	-	150,000	-	150,000	150,000	150,000	150,000	150,000	
Lincoln Development Utilities (Sewer Main Installation)	Capital Improvements	5040	43750	781	570707	N/A	-	-	-	-	-	-	-	-	-	
Lincoln Development Utilities (Water Main Relocation)	Capital Improvements	5040	43730	777	570707	N/A	-	-	-	-	-	-	-	-	-	
Madison Redevelopment & Streetscape (Water Main)	Capital Improvements	5040	43730	777	570707	A	-	-	-	-	25,000	1,100,000	-	-	-	
Manhole/Catch Basin Rehabilitation*	Capital Improvements	5040	43730	781	570707	F	-	-	-	-	-	100,000	100,000	100,000	100,000	
No. & So. Pumping Sta. Back Up Pumps	Capital Improvements	5040	43730	776	570707	F	-	-	-	-	-	-	150,000	-	-	
North Marion Streetscape (Water)	Capital Improvements	5040	43750	781	570707	F	-	-	-	-	-	-	250,000	-	-	
Oak Park Ave. Streetscaping and Resurf. (Sewer)	Capital Improvements	5040	43750	781	570707	A	-	-	-	-	-	1,925,000	3,190,000	-	-	
Oak Park Ave. Streetscaping and Resurf. (Water)	Capital Improvements	5040	43730	777	570707	A	-	-	-	-	-	3,025,000	-	-	-	
Permanent Generators at No. & So.Sta.	Capital Improvements	5040	43730	776	570707	A	-	-	300,000	-	-	300,000	300,000	-	-	
Pump Stations Energy Study/Audit	Capital Improvements	5040	43730	776	570707	N/A	7,559	-	-	-	-	-	-	-	-	
RainReady Grant Program	Capital Improvements	5040	43750	781	570707	D	59,145	70,064	91,000	91,000	89,900	91,000	91,000	91,000	45,000	45,000
Repl. of Central Pumping Station Valves	Capital Improvements	5040	43730	777	570707	B	-	-	-	-	100,000	-	-	-	-	
Security Improvements at Pumping Stations	Capital Improvements	5040	43730	776	570707	A	25,000	-	50,000	-	28,000	25,000	-	25,000	-	25,000
Replacement of North and South Stations Exterior Heat	Capital Improvements	5040	43730	776	570707	A	-	-	-	-	-	-	-	-	-	
Sewer Backup Protection Program	Capital Improvements	5040	43750	781	570707	D	69,915	54,300	200,000	-	200,000	200,000	200,000	200,000	200,000	200,000
South Station Roof Replacement	Capital Improvements	5040	43730	776	570707	A	-	-	-	-	-	35,000	-	-	-	
Water & Sewer Division Equipment	Equipment	5040	43730	776	570710	A	3,655	7,873	20,000	-	10,000	10,000	10,000	10,000	10,000	
Water & Sewer Division Equipment	Equipment	5040	43730	777	570710	A	5,482	7,107	7,500	-	7,500	7,500	7,500	7,500	7,500	
Water & Sewer Division Equipment	Equipment	5040	43750	781	570710	A	4,160	6,772	7,500	-	7,500	7,500	7,500	7,500	7,500	
Water and Sewer Main Improvements- General (Water)	Capital Improvements	5040	43730	777	570707	A	1,221,710	-	-	-	-	-	1,520,000	1,520,000	1,520,000	1,520,000
Water and Sewer Main Improvements- General (Sewer)	Capital Improvements	5040	43750	781	570707	A	1,045,717	360,016	-	-	-	-	1,520,000	1,520,000	1,520,000	1,520,000
Water and Sewer Main Improvements- Clarence (Water)	Capital Improvements	5040	43730	777	570707	A	-	888,865	-	-	-	-	-	-	-	
Water and Sewer Main Improvements- Augusta (Water)	Capital Improvements	5040	43730	777	570707	A	-	-	1,500,000	-	-	1,500,000	-	-	-	
Water and Sewer Main Improvements- Lenox (Water)	Capital Improvements	5040	43730	777	570707	A	-	-	-	-	-	750,000	-	-	-	
Water & Sewer Vehicle Replacement (Sewer)	Vehicles	5040	43750	781	570750	A	363,910	26,179	40,000	38,000	-	-	-	135,000	150,000	270,000
Water & Sewer Vehicle Replacement (Water)	Vehicles	5040	43730	777	570750	A	-	49,961	90,000	-	-	-	260,000	160,000	194,000	20,000
Water Meter Replacement	Capital Improvements	5040	43730	777	570707	A	135,750	186,000	850,000	-	50,000	850,000	850,000	100,000	100,000	100,000
Water Meter Replacement	Capital Improvements	5040	43750	781	570707	A	144,225	180,748	850,000	-	50,000	850,000	850,000	100,000	100,000	100,000
Water Valve Abandon Austin	Capital Improvements	5040	43730	776	570707	A	-	-	-	-	-	100,000	-	-	-	
Water Valve Replacement Program	Capital Improvements	5040	43730	776	570707	A	22,179	-	-	-	-	-	-	-	-	
Water Valve Replacement Program	Capital Improvements	5040	43730	777	570707	A	112,236	678	100,000	100,000	108,969	100,000	100,000	100,000	100,000	100,000
Total							3,850,561	3,099,991	9,097,570	4,553,529	5,203,398	11,746,000	8,066,000	10,086,000	9,584,000	9,795,000

Priority Scale
A= Essential and Immediate Need
B= Essential, but may be delayed
C= Optional but beneficial to the Village through increased productivity, safety, etc.
D= Optional but beneficial to the Village in social, cultural or aesthetic ways
F= Future project, no 2020 expenditures
N/A=Project Complete, no 2020 or future expenditures

**Village of Oak Park
Water & Sewer Capital Project Sheet
2021 - 2025**

Project: **Advanced Metering Infrastructure (AMI)** Priority Code: **C** Category: **Machinery and Equipment**



Description:

An Advanced Metering Infrastructure (AMI), also known as a Fixed Network, is defined as a metering system that records customer water consumption hourly or more frequently. This network provides for daily or more frequent transmittal of water measurements over a communication network to a central collection point. This project includes the installation of the AMI network (\$225,000) and a customer portal similar to the "Water Smart" Customer Web Portal (\$55,000).

Justification:

Many water utilities are migrating to AMI technology to gain the benefits of the advanced data stream. AMI provides increased customer service regarding water meter performance and near real-time data at the touch of your fingers. Data collection process will be increased by the ability to access Village wide readings from a single location. Reporting will also be improved to assist with management and planning. Customers will also have the ability to personally monitor their water meter and even receive emails due to leaks detected. This Network will also allow the Village to see real time water loss.

Current Status:

It is proposed to install this network at the same time as the comprehensive water meter changeout program shown on another project form.

Funding Sources	Account Number	Year End								
		Actuals	Budget	Estimate	Recommended Budget					
		FY 2018	FY 2019	FY 2020	FY 2020	FY 2021	FY 2022	FY 2023	FY 2024	FY 2025
Water/Sewer Operating Revenues	5040.43730.101.444401	-	-	-	-	-	280,000	-	-	-
Total:		-	-	-	-	-	280,000	-	-	-
Expenditures										
Construction	5040.43730.777.570707	-	-	-	-	-	225,000	-	-	-
Software	5040.43730.777.570711	-	-	-	-	-	55,000	-	-	-
Total:		-	-	-	-	-	280,000	-	-	-

**Village of Oak Park
Capital Improvement Fund Project Sheet
2021 - 2025**

Austin Blvd. Resurfacing

Priority Code: A

Category: Infrastructure Improvements



Description:

This project includes the 2019/2020 resurfacing of Austin Boulevard from Lake Street to North Avenue including the Village's water main project from Lake to Chicago along with the 2024 resurfacing of Austin Blvd. from Roosevelt to Lake including sewer replacement south of I-290. Austin Blvd is jointly owned by the City of Chicago and The Village of Oak Park with the Village owning the west half. The City resurfaced Austin from Lake to North Ave in 2019 and 2020 with the Village paying for its share. The Village is currently completing a water main project from Lake to Chicago Ave which was delayed due to COVID to minimize impacts to the hospital. The Village received federal funds to resurface the Village's half of Austin from Roosevelt to Lake in 2024. There is needed sewer replacement from Roosevelt to I-290 to be completed in 2024 in coordination with the future resurfacing project.

Justification:

Austin Boulevard was last resurfaced in 1999 and is in need of resurfacing in 2020. The combined sewer mains have been televised and based on their condition several sections of sewers not replaced as part of the 1999 project will need to be replaced in conjunction with the resurfacing project, primarily south of I-290. The water main between Lake Street and Chicago Avenue has had multiple breaks and inoperable valves and is in need of replacement. The City of Chicago received federal and state funds to resurface the section from Lake Street to North Avenue in 2019 and 2020 and the Village entered into an IGA for paying for the Village's half of the resurfacing project.

Current Status:

The Village received Federal STP funds for the resurfacing of Austin from Roosevelt to Lake St for 2024 (\$984,000 for construction and \$98,400 for construction engineering). The Village will complete the water main project from Lake to Chicago in the fall of 2020 as the project was delayed due to COVID to minimize impacts to the adjacent hospital. The Village will resurface the west half of Lake to Chicago as part of the 2020 street resurfacing project. CDOT completed resurfacing of Austin from Chicago to North Ave in 2019 and completed resurfacing the east half of Austin from Lake to Chicago in the summer of 2020. Design work for the 2024 Austin project will start in 2022 along with environmental investigations.

**Village of Oak Park
Water & Sewer Capital Project Sheet
2021 - 2025**

Project: Pumping Station Variable Frequency Drive Replacement Priority Code: A Category: Infrastructure Improvements



Description:

A Variable Frequency Drive (VFD) is a type of adjustable-speed motor drive used in electro-mechanical drive systems to control AC motor speed and torque by varying motor input frequency and voltage. A VFD reduces energy consumption and energy costs ensuring optimal motor application speed. This project also includes pump replacement. Work will occur at all three pumping stations. Work will also include replacement of pump mainline check valves.

Justification:

Many fixed-speed motor load applications that supply direct current from AC line power can save energy when they are operated at variable speed by means of VFD. In addition the VFD increases system performance by eliminating pressure surges that can cause damage to the potable water infrastructure, resulting in costly repairs and system downtime. In 2018 staff completed an Energy Study for all three pumping stations which identified a scope of work that will provide a more efficient pumping system.

Current Status:

In 2021 engineering work will begin for the Central Pumping Station VFD and pump replacement, and in 2022 Central station replacement work will begin. In 2022 engineering for the North and South stations will begin. In 2023 North and South station work will take place. Work in 2020 was suspended due to the COVID-19 pandemic.

Funding Sources	Account Number	Actuals		Budget	Amended Budget	Year End Estimate	Recommended Budget				
		FY 2018	FY 2019	FY2020	FY2020	FY2020	FY 2021	FY2022	FY 2023	FY 2024	FY 2025
Water/Sewer Operating Revenues	5040.43730.101.444401	-	-	640,000	50,000	-	100,000	670,000	295,000	-	-
Total:		-	-	640,000	50,000	-	100,000	670,000	295,000	-	-
Expenditures											
Design (Phase II)	5040.43730.776.570707	-	-	100,000	50,000	-	100,000	35,000	-	-	-
Construction	5040.43730.776.570707	-	-	540,000	-	-	-	635,000	295,000	-	-
Total:		-	-	640,000	50,000	-	100,000	670,000	295,000	-	-

**Village of Oak Park
Water & Sewer Capital Project Sheet
2021 - 2025**

Project: **Install Air Gap for West Reservoir Fill Line**

Priority Code: **F**

Category: **Infrastructure Improvements**



Description:

The Village of Oak Park receives water from the City of Chicago. This water is stored in four reservoirs. Three reservoirs are filled from a water main that "drops" water that free falls in the reservoir also known as an air gap. Air gaps are considered the best backflow preventer back it does not have any moving parts.

Justification:

The City of Chicago in its new proposed water agreement with the Village of Oak Park has requested that all of our reservoirs be filled via an air gap. Currently, one reservoir, the West Reservoir at the Central Station (circa 1920s) is not filled by an air gap. It is filled by a water main that fills the reservoir about 1/3 of the way above the bottom of the reservoir. In order to comply with the City's request, the reservoir's supply water main would have to be re-routed upward, create an opening at the top of the reservoir for the water to freefall, and a structure would have to be built to house the piping and protect the reservoir's new opening.

Current Status:

New Project.

Funding Sources	Account Number	Actuals		Budget	Year End Estimate	Recommended Budget				
		FY 2018	FY 2019	FY2020	FY2020	FY 2021	FY2022	FY 2023	FY 2024	FY 2025
Water/Sewer Operating Revenues	5040.43730.101.444401	-	-	-	-	-	-	50,000	200,000	-
Total:		-	-	-	-	-	-	50,000	200,000	-
Expenditures										
Design (Phase II)	5040.43730.776.570707	-	-	-	-	-	-	50,000	-	-
Construction	5040.43730.776.570707	-	-	-	-	-	-	-	200,000	-
Total:		-	-	-	-	-	-	50,000	200,000	-

Village of Oak Park
Capital Improvement Fund Project Sheet
2021 - 2025

Division Street Resurfacing

Priority Code: B

Category: Infrastructure Improvements



Description:

This project includes the resurfacing of Division Street from Harlem Avenue to Austin Blvd. Division Street was last resurfaced in 2007. The Village applied for federal STP funds to cover 80% of the construction costs in 2020 but due to lack of STP funds for the region the Village did not receive the grant. The State recently started distributing REBUILD Illinois funds (totaling \$3,418,965) which are proposed to be used for the project. Rebuild funds will be banked for 3 years and used in 2020 for the project. Design is anticipated to be completed in-house. The project includes a water and sewer project which includes sewer replacement from Grove Avenue to Oak Park Avenue. This was identified as a recommended project in the combined sewer master plan to address basement backups and water main replacement from East Avenue to Elmwood Avenue and to improve fire flows in the area which was identified as a recommended project in the Village's Water System Master Plan Report.

Justification:

Division Street was last resurfaced in 2007 but current pavement conditions indicate resurfacing may be necessary by 2021.

Current Status:

The pavement will be maintained with pavement patching until it can be resurfaced.

**Village of Oak Park
Water & Sewer Capital Project Sheet
2021 - 2025**

Project: Fiber Infrastructure Upgrade Priority Code: N/A Category: Machinery and Equipment



Description:

The Fiber infrastructure upgrade of the Village's Wide Area Network (WAN) is used in day-to-day operations to interconnect technology services to various village facilities, such as, Pump Stations, Fire Stations, Village Hall, Public Works Center, Parking Garages and Police substation.

Justification:

This request is to replace a 15 to 20 year old system which currently has many fail points, subject to outages and limited capacity. This project was identified as a core system and infrastructure in the IT Strategic Plan in part due to the increase use of technological services and devices, e.g. video, data, voice, mobile devices and field activities. A Fiber WAN upgrade will significantly increase transmission speeds, build network resiliency and allow for anticipated future capacity of services with a consultant's projected life of underground asset of 40 years.

Current Status:

On Nov. 4, 2019, board resolution approved an intergovernmental agreement (IGA) between the Village and Elementary School District 97 (D97) allowing District 97 to share the use of a Village fiber optic cabling system for up to a 20 year term subject to its future construction as recommended in the FY20 budget. Previous consulting IGA's determined that a long-term sustainable solution would be construction of a self-provisioned or owned fiber optic system. Additionally, the construction of the system serving both the Village and D97 is a more cost effective solution than individual systems.

Funding Sources	Account Number	Actuals		Budget	Year End Estimate	Budget				
		FY 2018	FY 2019	FY2020	FY2020	FY 2021	FY2022	FY 2023	FY 2024	FY 2025
Transfer From CIP Fund #3095	3029.41300.101.491495	-	-	1,394,490	1,394,490	-	-	-	-	-
Water/Sewer Operating Revenues	5040.43730.101.444401	-	-	850,666	850,666	-	-	-	-	-
Parking Operating Revenues	Various	-	-	850,668	850,668	-	-	-	-	-
Total:		-	-	3,095,824	3,095,824	-	-	-	-	-
Expenditures										
Fiber Infrastructure - Const. Mgmt.	3029.41300.884.540690	-	-	101,597	101,597	-	-	-	-	-
Fiber Infrastructure - Const. Mgmt.	5040.43730.776.570707	-	-	61,976	61,976	-	-	-	-	-
Fiber Infrastructure - Const. Mgmt.	5060.43770.783.570707	-	-	20,659	20,659	-	-	-	-	-
Fiber Infrastructure - Const. Mgmt.	5060.43770.784.570707	-	-	20,659	20,659	-	-	-	-	-
Fiber Infrastructure - Const. Mgmt.	5060.43770.788.570707	-	-	20,658	20,658	-	-	-	-	-
Fiber Infrastructure - Construction	3029.41300.884.540690	-	-	1,292,893	1,292,893	-	-	-	-	-
Fiber Infrastructure - Construction	5040.43730.776.570707	-	-	788,690	788,690	-	-	-	-	-
Fiber Infrastructure - Construction	5060.43770.783.570707	-	-	262,897	262,897	-	-	-	-	-
Fiber Infrastructure - Construction	5060.43770.784.570707	-	-	262,897	262,897	-	-	-	-	-
Fiber Infrastructure - Construction	5060.43770.788.570707	-	-	262,898	262,898	-	-	-	-	-
Total:		-	-	3,095,824	3,095,824	-	-	-	-	-

**Village of Oak Park
Water & Sewer Capital Project Sheet
2021 - 2025**

Project: **Flood Mitigation Improvements- Berkshire**

Priority Code: **N/A**

Category: **Infrastructure Improvements**



Description:

The Village's Combined Sewer System Master Plan Report identifies a number of larger relief sewer projects to improve the performance of the Village's combined sewer system which will reduce the frequency and severity of sewer backups into basements. Relief sewer projects are scored on a benefit-to-cost ratio in order to help prioritize these large improvements. This is the specific project-sheet for the 2018-2019 Berkshire St project which is a relief sewer project from Grove Ave to Linden Ave, which is the same time that the street was programmed for resurfacing.

Justification:

The relief sewer on Berkshire provides for improved capacity on the local side streets between Oak Park Ave and Linden and will serve to provide additional capacity and balancing sewer flows in conjunction with a future relief project on East Avenue.

Current Status:

This project was started in the fall of 2018 and finished in late 2019.

Funding Sources	Account Number	Year End									
		Actuals		Budget	Amended Budget	Estimate		Recommended Budget			
		FY 2018	FY 2019	FY2020	FY 2020	FY2020	FY 2021	FY2022	FY 2023	FY 2024	FY 2025
Water/Sewer Operating Revenues	5040.43730.101.444401	629,917	1,176,772	-	60,458	60,458	-	-	-	-	-
Total:		629,917	1,176,772	-	60,458	60,458	-	-	-	-	-
Expenditures											
Construction	5040.43730.777.570707	36,256	63,744	-	-	-	-	-	-	-	-
Construction Management	5040.43730.777.570707	67,163	-	-	-	-	-	-	-	-	-
Construction Management	5040.43750.781.570707	67,163	26,019	-	60,458	60,458	-	-	-	-	-
Construction	5040.43750.781.570707	459,335	1,087,009	-	-	-	-	-	-	-	-
Total:		629,917	1,176,772	-	60,458	60,458	-	-	-	-	-

**Village of Oak Park
Water & Sewer Capital Project Sheet
2021 - 2025**

Project: **Flood Mitigation Improvements- LeMoynes** Priority Code: **A** Category: **Infrastructure Improvements**



Description:

The Village's Combined Sewer System Master Plan Report identifies a number of larger relief sewer projects to improve the performance of the Village's combined sewer system which will reduce the frequency and severity of sewer backups into basements. Relief sewer projects are scored on a benefit-to-cost ratio in order to help prioritize these large improvements. This is the specific project-sheet for the Lemoyne Parkway relief sewer between East Ave and Edmer Ave to relieve undersized sewers on Fair Oaks Ave, Elmwood Ave, Rossell Ave, and Edmer Ave. The Village was awarded a MWRD grant for \$500,000 for this project.

Justification:

Relief sewer projects for flood mitigation will be included in future budgets especially when their construction can be coordinated with other projects to reduce cost or grant funding can be obtained.

Current Status:

This project is being designed in-house and construction was deferred to 2021 due to COVID budget reductions. The Village received notice of winning a MWRD grant of \$500,000 for this project. The Village will pay for the work and be reimbursed by MWRD.

Funding Sources	Account Number	Year End									
		Actuals		Budget	Amended Budget	Estimate	Recommended Budget				
		FY 2018	FY 2019	FY2020	FY 2020	FY2020	FY 2021	FY2022	FY 2023	FY 2024	FY 2025
Water/Sewer Operating Revenues	5040.43730.101.444401	-	-	1,500,000	-	-	1,620,000	-	-	-	-
MWRD Grant Revenues	5040.43730.101.444401	-	-	-	-	-	500,000	-	-	-	-
Total:		-	-	1,500,000	-	-	2,120,000	-	-	-	-
Expenditures											
Construction Management	5040.43750.781.570707	-	-	-	-	-	120,000	-	-	-	-
Construction	5040.43750.781.570707	-	-	1,500,000	-	-	1,500,000	-	-	-	-
Total:		-	-	1,500,000	-	-	1,620,000	-	-	-	-

**Village of Oak Park
Water & Sewer Capital Project Sheet
2021 - 2025**

Project: **Flood Mitigation Improvements - Northcentral & Northeast Secti** Priority Code: **F** Category: **Infrastructure Improvements**



Description:

The Village's Combined Sewer System Master Plan Report identifies a number of larger relief sewer projects to improve the performance of the Village's combined sewer system which will reduce the frequency and severity of sewer backups into basements. Relief sewer projects are scored on a benefit-to-cost ratio in order to help prioritize these large improvements. The FY 2023-2025 project includes a large sewer relief project to improve the sewer capacity in the north-central and north-east part of the Village.

Justification:

Relief sewer projects for flood mitigation will be included in future budgets especially when their construction can be coordinated with other projects to reduce cost or grant funding can be obtained.

Current Status:

The project will be designed and managed by consultants.

Funding Sources	Account Number	Year End									
		Actuals		Budget	Amended Budget	Estimate	Recommended Budget				
		FY 2018	FY 2019	FY2020	FY 2020	FY2020	FY 2021	FY2022	FY 2023	FY 2024	FY 2025
Water/Sewer Operating Revenues	5040.43730.101.444401			-	-	-	-	-	600,000	3,680,000	5,520,000
	Total:			-	-	-	-	-	600,000	3,680,000	5,520,000
Expenditures											
Design (Phase II)	5040.43750.781.570707			-	-	-	-	-	600,000	-	-
Construction Management	5040.43750.781.570707			-	-	-	-	-	-	180,000	270,000
Construction	5040.43750.781.570707			-	-	-	-	-	-	3,500,000	5,250,000
	Total:			-	-	-	-	-	600,000	3,680,000	5,520,000

**Village of Oak Park
Water & Sewer Capital Project Sheet
2021 - 2025**

Project: Interconnection Removals Priority Code: F Category: Infrastructure Improvements



Description:

Remove the interconnection between Forest Park and Oak Park, located at the Harlem and Garfield vault.

Justification:

The interconnection has not been used in decades and could compromise the safety and quality of the drinking water, because of decades old stagnant water sitting in the interconnection valve box. Upgrading to current IEPA standards would require a much larger project including back flow control. There is redundancy built into the connections with the City of Chicago. In addition, the Brookfield North Riverside Water Commission will be installing a connection for future interconnect on their new water line installed in 2017/2018.

Current Status:

This is a new project.

Funding Sources	Budget Number	Actual	Actual	Budget	Estimate	Budget	Budget	Budget	Budget	Budget
		FY 2018	FY 2019	FY2020	FY2020	FY 2021	FY2022	FY 2023	FY 2024	FY 2025
Water/Sewer Operating Revenues	5040.43730.101.444401	-	-	-	-	-	-	-	75,000	-
Total:		-	-	-	-	-	-	-	75,000	-
Expenditures										
Design (Phase II)	5040.43730.777.570707	-	-	-	-	-	-	-	15,000	-
Construction	5040.43730.777.570707	-	-	-	-	-	-	-	60,000	-
Total:		-	-	-	-	-	-	-	75,000	-

**Village of Oak Park
Capital Improvement Fund Project Sheet
2021 - 2025**

Lake Street Streetscaping and Resurfacing

Priority Code:

A

Category:

Infrastructure Improvements



Description:

The Lake Street Streetscape, Resurfacing and Utility Improvement projects were constructed in 2019 & 2020. The Village received \$3M in Federal STP funds for the streetscape project from Harlem to Euclid. The locally funded utility project consists of water main replacement from Oak Park Avenue to Euclid Avenue, sewer replacement from Grove Avenue to Euclid Avenue and sewer lining in sections from Euclid Avenue to Ridgeland Avenue. The street resurfacing project is from Euclid Avenue to Austin Boulevard and uses local CIP funds and a \$310,000 grant from Cook County. There were advanced contracts for traffic signal and lighting improvements at Albion to coordinate with the development and a separate purchase contract for traffic signal poles due to long lead times. The projects will be completed in 2019 and closed out with IDOT for the streetscape project over the next couple of years potentially. The Village funded a \$120,000 grant program with DTOP for the Better Lake Street Rewards Program to help with potential loss of business during construction.

Justification:

The Greater Downtown Master Plan includes recommendations for streetscape enhancements within these business districts. In early 2015 the Village Board re-established the Lake Street Streetscape Committee to discuss streetscape options for the roadway, sidewalks and underground public utilities on Lake Street as this public infrastructure is nearing the end of its useful service life. The Village received \$3M in Federal Highway STP funds for streetscape construction. The streetscape project was bid by IDOT in January of 2020 and paid up-front by the State with the Village being invoiced for its share. Costs shown for the streetscape project reflect the Village's expenses.

The streetscape project is scheduled for completion in late fall of 2020 and will be closed out with IDOT over the next couple of years. The water and sewer project was completed in the spring of 2020. The street resurfacing project was completed in the summer of 2020. Staff is evaluating using MFT funds to fund a portion of the Village's share of the streetscaping project.

Funding Sources	Account Number	Actuals		Budget	Amended Budget	Year End Estimate	Recommended Budget				
		FY 2018	FY 2019	FY 2020	FY 2020	FY 2020	FY 2021	FY 2022	FY 2023	FY 2024	FY 2025
Cook County Grant Revenues	3095.43780.101.531400	-	-	310,000	310,000	310,000	-	-	-	-	-
Main Capital Fund Revenues (Non-Debt)	Various	-	-	-	-	-	682,023	-	-	-	-
Transfer from Debt Service	3095.41300.101.491425	666,098	1,021,130	10,379,793	7,648,929	6,674,240	2,450,760	1,500,000	-	-	-
5040 Fund Revenues	5040.43730.101.444401	-	22,120	1,912,880	2,168,503	2,223,503	-	-	-	-	-
Total:		666,098	1,043,250	12,602,673	10,127,432	9,207,743	3,132,783	1,500,000	-	-	-
Expenditures											
Environmental Testing	3095.43780.101.530667	33,889	-	24,400	24,400	5,645	-	-	-	-	-
Right of Way Acquisition Assistance	3095.43780.101.530667	21,058	106,885	-	3,357	3,357	-	-	-	-	-
Business Reward Program	3095.43780.101.570706	-	-	120,000	120,000	120,000	-	-	-	-	-
Landscape Design Phase 1	3095.43780.101.570706	21,614	-	-	-	-	-	-	-	-	-
Landscape Design Phase 2	3095.43780.101.570706	130,349	27,802	-	2,122	2,122	-	-	-	-	-
Engineering Design (Phase 1-2)	3095.43780.101.570706	450,763	369,655	-	31,448	31,448	-	-	-	-	-
Construction Management	3095.43780.101.570706	-	114,466	1,390,726	1,390,726	1,390,726	75,000	-	-	-	-
Construction Street Resurfacing Project	3095.43780.101.570951	-	-	1,992,645	1,992,645	1,992,645	-	-	-	-	-
Right of Way Acquisition	3095.43780.101.570959	-	-	-	63,700	71,279	-	-	-	-	-
Wayfinding Design	3095.43780.101.570959	8,424	-	-	-	-	-	-	-	-	-
Vaulted Sidewalk Repairs	3095.43780.101.570959	-	-	-	15,000	4,487	-	-	-	-	-
Construction Traffic Signal - Lake & Forest	3095.43780.101.570959	-	402,322	-	21,175	21,175	-	-	-	-	-
Purchase Traffic Signal Poles and Mast Arms	3095.43780.101.570959	-	-	-	278,856	278,856	-	-	-	-	-

**Village of Oak Park
Water & Sewer Capital Project Sheet
2021 - 2025**

Project: **Lead Water Service Replacement Program Private Side**

Priority Code: **A**

Category: **Infrastructure Improvements**



Description:

The IEPA and IDPH are considering legislation which requires communities to establish a program to remove lead water services (both public side and private side) from the water system over a period of time. In the water system there are over 12,000 water services that are either known to be lead or have unknown materials and assumed to be lead.

Justification:

The IEPA and IDPH are considering requiring communities to submit their plans for removing these lead services over a currently undefined timeframe.

Current Status:

The Village is currently reviewing ways to address the pending regulations regarding lead water service replacements as well as looking into funding options such as the State's low interest loans. The program is for the development of a cost sharing program for the private side service using CDBG funds for eligible residents. The average cost of service line replacement on the private side is approximately \$6,000.

In 2020 the Village reported to the Illinois EPA that there are a total of 12,587 water service lines in the water system. Of that total, 4,735 services have lead pipe on either the private side line or the public side line. The private side is from the water meter in the house to the shut off valve in the parkway. The public side is from the shutoff valve in the parkway to the watermain in the street. In addition there are 5,992 services that have unknown material on either the public side or private side. Assuming the worst case scenario there could be a total of (4,735+5,992) 10,727 lead services.

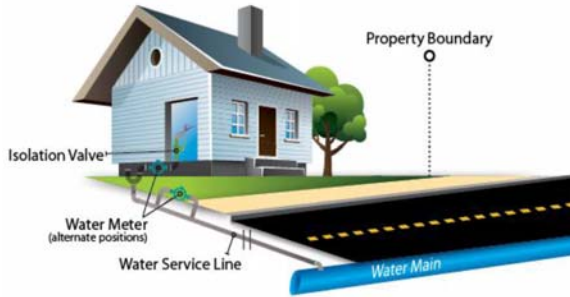
Funding Sources	Account Number	Actuals		Budget	Year End Estimate		Recommended Budget			
		FY 2018	FY 2019		FY 2020	FY 2021	FY 2022	FY 2023	FY 2024	FY 2025
5040 Fund Revenues	5040.43730.101.444401	-	-	-	-	-	-	200,000	200,000	200,000
CDBG Grant Revenue	2083.46201.101.431400	-	-	50,000	50,000	50,000	50,000	50,000	50,000	50,000
Total:		-	-	50,000	50,000	50,000	50,000	250,000	250,000	250,000
Expenditures										
Construction (CDBG)	2083.43770.778.583655	-	-	50,000	50,000	50,000	50,000	50,000	50,000	50,000
Construction	5040.43730.777.570707	-	-	-	-	-	-	200,000	200,000	200,000
Total:		-	-	50,000	50,000	50,000	50,000	250,000	250,000	250,000

**Village of Oak Park
Water & Sewer Capital Project Sheet
2021 - 2025**

Project: **Lead Water Service Replacement Program - Public Side**

Priority Code: **A**

Category: **Infrastructure Improvements**



Description:

This is an existing program (commonly called the Lead Abatement Program) where the Village works together with single family homeowner's who replace their lead water service line with a new copper pipe. When the homeowner replaces the line that is their responsibility (from the house to the shut off valve in the parkway) the Village will then replace the lead water service line from the shutoff valve in the parkway to the Village watermain, which is usually in the street. The Village will do this water service line replacement and patch the street at no charge to the property owner.

Justification:

This program has become more popular recently. Over the last six years Public Works Staff averaged replacing between 30 – 35 service lines per year. When Village staff is completing this work, while important, they are not addressing other water or sewer system repairs.

Current Status:

This work is currently completed by Village crews. It is proposed to continue a program where most of this work can be completed by a contractor. The funding below could provide for approximately 30 service line replacements completed by a contractor.


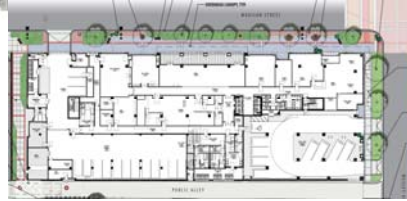
Funding Sources	Account Number	Actuals		Budget	Year End Estimate	Recommended Budget				
		FY 2018	FY 2019	FY2020	FY2020	FY 2021	FY2022	FY 2023	FY 2024	FY 2025
5040 Fund Revenues	5040.43730.101.444401	-	-	150,000	150,000	150,000	150,000	150,000	150,000	150,000
Total:		-	-	150,000	150,000	150,000	150,000	150,000	150,000	150,000
Expenditures										
Construction	5040.43730.777.570707	-	-	150,000	150,000	150,000	150,000	150,000	150,000	150,000
Total:		-	-	150,000	150,000	150,000	150,000	150,000	150,000	150,000

**Village of Oak Park
Capital Improvement Fund Project Sheet
2021 - 2025**

Project: **Madison Street Redevelopment and Streetscaping**

Priority Code: **A**

Category: **Infrastructure Improvements**



PUBLIC IMPROVEMENTS

- South Developer
- North Developer
- Village

Description:

The Village approved a Redevelopment Agreement in December of 2018 which includes the transfer of Village owned parcels at 700-728 Madison Street and right-of-way, the creation of a Pete's Fresh Market on the north side of Madison Street east of Oak Park Avenue, a senior living center on the south side of Madison, and for street resurfacing, streetscaping, and utility improvements on Madison from Oak Park Avenue to East Avenue. The Village previously completed conceptual streetscape designs and utility improvements that will be used as the basis of the design which will be refined and completed in coordination with the redevelopments' designs. Work includes street resurfacing, street lighting replacement, enhancements to the sidewalk and parkway areas, improved pedestrian crossings, and creating protected bike lanes. Redevelopment activities include utility relocation, environmental remediation, alley replacements, installations of cul de sacs, and miscellaneous site improvements.

Justification:

This project is in alignment with the Village Board's plan for improvement of this corridor. To improve the safety and appearance of the Madison Street business district, encourage development, and replace deteriorating infrastructure.

Current Status:

The Village approved the RDA in December of 2018. Streetscaping designs being completed in 2020 in coordination with the Senior Living Center's design and the proposed design of the Pete's Fresh Market. Utility relocation work for the Senior Living Center including relocating the Village's water and sewer mains is being completed in the 3rd quarter of 2020. Streetscape construction and water main replacement on Madison is scheduled for 2021.

Funding Sources	Account Number	Year End									
		Actuals		Budget	Amended Budget	Estimate	Recommended Budget				
		FY 2018	FY 2019	FY 2020	FY 2020	FY 2020	FY 2021	FY 2022	FY 2023	FY 2024	FY 2025
TIF Reserves		-	3,013,783	5,885,000	8,678,980	2,135,181	685,000	2,305,226	-	-	-
Main Capital Fund Revenues (Non-Debt)	Various	-	-	-	-	36,431	-	1,751,279	-	-	-
5040 Fund Revenues	5040.43730.101.444401	-	-	-	-	-	-	1,100,000	-	-	-
Total:		-	3,013,783	5,885,000	8,678,980	2,171,612	685,000	5,156,505	-	-	-
Expenditures											
Streetscape Design	2072.41300.101.570698	-	-	-	179,643	179,643	-	-	-	-	-
Development Incentives & Environment	2072.41300.101.570698	-	3,000,000	5,835,000	8,335,000	-	685,000	1,650,000	-	-	-
Private Utility Relocation (ATT, ComEd, E	2072.41300.101.570698	-	-	-	-	1,500,000	-	-	-	-	-
Construction (Euclid W&S Relocation)	2072.41300.101.570698	-	-	-	-	291,201	-	-	-	-	-
Construction (Streetscape)	2072.41300.101.570698	-	-	-	-	-	-	655,226	-	-	-
Streetscape Design	2072.41300.101.570707	-	13,783	50,000	164,337	164,337	-	-	-	-	-
Construction Management (W&S Reloc	5040.43730.777.570707	-	-	-	-	25,000	-	-	-	-	-
Conceptual Landscape Design	3095.43780.101.570706	-	-	-	-	11,431	-	-	-	-	-
Construction Management (Streetscape	3095.43780.101.570959	-	-	-	-	-	-	300,000	-	-	-
Construction (Streetscape)	3095.43780.101.570959	-	-	-	-	-	-	1,451,279	-	-	-
Construction (Water Main on Madison)	5040.43730.777.570707	-	-	-	-	-	-	1,100,000	-	-	-
Total:		-	3,013,783	5,885,000	8,678,980	2,171,612	685,000	5,156,505	-	-	-

**Village of Oak Park
Water & Sewer Capital Project Sheet
2021 - 2025**

Project: Manhole/Catch Basin Rehabilitation Priority Code: F Category: Infrastructure Improvements



Description:

The Village's sewer system includes over 100 miles of combined sewer pipe (storm and sanitary water using the same pipe). The system also includes approximately 2,000 manholes and 6,500 catch basins (also called curb drains). This project would begin an annual rehabilitation program for those manholes or catch basins that are in need of repair.

Justification:

Many of the manholes and catch basins in the system are decades old. Currently, staff is only able to make repairs when a manhole or catch basin has collapsed or failed. This program would allow staff to identify those structures that need repair or replacement and schedule the work prior to failure. This would improve the reliability of the system and manage risk.

Current Status:

This is a new program being proposed.

Funding Sources	Account Number	Actuals		Budget	Year End Estimate	Recommended Budget				
		FY 2018	FY 2019	FY2020	FY2020	FY 2021	FY2022	FY 2023	FY 2024	FY 2025
Water/Sewer Operating Revenues	5040.43730.101.444401	-	-	-	-	-	100,000	100,000	100,000	100,000
Total:		-	-	-	-	-	100,000	100,000	100,000	100,000
Expenditures										
Construction	5040.43730.781.570707	-	-	-	-	-	100,000	100,000	100,000	100,000
Total:		-	-	-	-	-	100,000	100,000	100,000	100,000

**Village of Oak Park
Water & Sewer Capital Project Sheet
2021 - 2025**

Project: North and South Pumping Stations Back-Up Pumps Priority Code: F Category: Infrastructure Improvements



Description:

Install one additional pump at both the North and South pumping stations, including pipe, motor, pump, motor controls and SCADA work.

Justification:

Currently there are two pumps at the North station and two pumps at the South station. If one pump is out of service for maintenance or repairs at either of the two stations and the second pump fails, there is no spare or back-up pump, potentially leaving 2.5 MG in the north and south reservoirs with no way of moving the water.

Current Status:

This is a new project.

Funding Sources	Account Number	Actual	Actual	Budget	Estimate	Budget	Budget	Budget	Budget	Budget
		FY 2018	FY 2019	FY2020	FY2020	FY 2021	FY2022	FY 2023	FY 2024	FY 2025
Water/Sewer Operating Revenues	5040.43730.101.444401	-	-	-	-	-	-	150,000		
Total:		-	-	-	-	-	-	150,000	-	-
Expenditures										
Construction	5040.43730.776.570707	-	-	-	-	-	-	150,000		
Total:		-	-	-	-	-	-	150,000	-	-

Village of Oak Park
Capital Improvement Fund Project Sheet
2021 - 2025

Project: North Marion Street Streetscape

Priority Code: F

Category: Infrastructure Improvements



Entry Feature at Marion and Holley Court Garage

Description:

This project consists of installing streetscaping on the block of North Marion Street from Lake Street to Ontario Street to complete the last portion of DTOP along with sewer improvements to improve the capacity and reduce basement backups in portions of DTOP. The proposed scope includes new street and pedestrian lighting with outlets, traditional concrete sidewalks and curbs, asphalt resurfacing, crosswalk enhancements by Holley Court, pedestrian improvements at Ontario, street furniture, and sewer improvements. The scope was reduced to eliminate bluestone

Justification:

The streetscaping work was added to the design of the Lake Street Streetscape project by the Village Board in January of 2016. The construction of this one block was removed from the scope of the Lake Street project by the Village Board in 2017 to reduce the cost of the Lake Street project. Completing the streetscape on this block would complete the streetscape and unify the aesthetics for all of DTOP. Sewer improvements to interconnect two parallel sewers on Marion and extend a sewer south of the alley will improve capacity to buildings in DTOP.

Current Status:

Conceptual design for the decorative features and landscaping is complete. Engineering design and final landscaping design is approximately 60% complete and included in the Lake Street design work. Design work will be completed in 2021 with construction planned for 2023 pending Board approval.

Funding Sources	Account Number	Year End									
		Actuals		Budget	Amended Budget	Estimate	Recommended Budget				
		FY 2018	FY 2019				FY 2021	FY 2022	FY 2023	FY 2024	FY 2025
Transfer from Debt Service	3095.41300.101.491425	-	-	-	-	-	-	-	#####	-	-
Total:		-	-	-	-	-	-	-	#####	-	-
Expenditures											
Construction Management	3095.43780.101.570959	-	-	-	-	-	-	-	100,000	-	-
Construction	3095.43780.101.570959	-	-	-	-	-	-	-	750,000	-	-
Construction Sewer	5040.43750.781.570707	-	-	-	-	-	-	-	250,000	-	-
Total:		-	-	-	-	-	-	-	#####	-	-

**Village of Oak Park
Capital Improvement Fund Project Sheet
2021 - 2025**

Oak Park Avenue Streetscaping and Resurfacing

Priority Code: **A**

Category: **Infrastructure Improvements**



Description:

This project includes the resurfacing of Oak Park Avenue from Roosevelt Road to North Avenue. The budget also includes streetscaping in the Hemingway Business District. The scope of the streetscaping is to be determined, so conceptual level costs have been allocated for those improvements which are assumed at \$3.1M total, shown for construction in 2022. The Village received \$2.56M in Federal Surface Transportation funds for this street resurfacing project which is scheduled for construction in 2021. Water and sewer improvements will also be constructed in 2021 in street resurfacing areas. Sewer replacement primarily in the Hemingway District along with water main improvements from South Boulevard to Lake Street, Chicago Avenue to Augusta Avenue and from Harrison Street to Jackson Boulevard are scheduled to be completed at the same time as the resurfacing or streetscaping in these areas. Currently, street resurfacing is planned for the entire length of Oak Park Avenue except for the Hemingway District (Randolph Street to Ontario Street) in 2021 using the \$2.56M in Federal Funds. The streetscaping work in the Hemingway District is planned for construction in 2022.

Justification:

Oak Park Avenue was last paved in 2004 and 2005 and will be in need of resurfacing by 2019. The project was originally scheduled for work in 2019 and 2020 but is being deferred to 2021 and 2022 to better coordinate with adjacent work on Lake Street and Madison Street.

Current Status:

Engineer estimate of \$2.56M in Federal Surface Transportation Funds for this project from the local council of mayors. The project would be built over two construction seasons due to the amount of work and to coordinate with adjacent projects. For the street resurfacing project in 2021, the Village will be invoiced for its portion of the project. Funding shown reflects Village's costs since the resurfacing project will be paid first by IDOT and the Village will be invoiced only for our share.

Funding Sources	Account Number	Year End									
		Actuals		Budget	Amended Budget	Estimate	Recommended Budget				
		FY 2018	FY 2019	FY 2020	FY 2020	FY 2020	FY2021	FY 2022	FY 2023	FY 2024	FY 2025
MFT Revenues	2038.41300.101.435480	-	-	-	-	-	257,542	-	-	-	-
Transfer from Debt Service	3095.41300.101.491425	-	-	1,010,037	-	-	-	-	-	-	-
5040 Fund Revenues	5040.43730.101.444401	-	-	-	-	-	4,950,000	-	3,190,000	-	-
Main Capital Fund Revenues (Non-Debt)	Various	-	-	-	716,763	716,763	752,458	385,000	3,450,000	-	-
Total:		-	-	1,010,037	716,763	716,763	5,960,000	385,000	6,640,000	-	-
Expenditures											
Construction Resurfacing	2038.43780.101.570951	-	-	-	-	-	257,542	-	-	-	-
Design (Phase I-II)	3095.43780.101.570706	-	58,274	625,037	716,763	716,763	-	-	-	-	-
Phase II Design Streetscape	3095.43780.101.570706	-	-	385,000	-	-	-	385,000	-	-	-
Construction Management	5040.43780.101.570706	-	-	-	-	-	370,000	-	350,000	-	-
Construction Management	3095.43780.101.570706	-	-	-	-	-	-	-	-	-	-
Construction Resurfacing	3095.43780.101.570951	-	-	-	-	-	382,458	-	-	-	-
Construction Streetscape	3095.43780.101.570959	-	-	-	-	-	-	-	3,100,000	-	-
Construction Water Main	5040.43730.777.570707	-	-	-	-	-	4,950,000	-	3,190,000	-	-
Construction Sewer	5040.43750.781.570707	-	-	-	-	-	-	-	-	-	-

**Village of Oak Park
Water & Sewer Capital Project Sheet
2021 - 2025**

Project: Permanent Generators at North and South Pumping Stations Priority Code: A Category: Building Improvements



Description:

A standby generator is a back-up electrical system that operates automatically. Within seconds of a utility outage an automatic transfer switch senses the power loss, commands the generator to start and then transfers the electrical load to the generator. The standby generator begins supplying power to the circuits. After utility power returns, the automatic transfer switch transfers the electrical load back to the utility and signals the standby generator to shut off. It then returns to standby mode where it awaits the next outage. This project is for the installation of permanent generators at the North and South pumping stations. Work also includes replacing 75 feet of 20" watermain coming out of the North station. The South pumping station will require constructing a steel structure to mount the generator on.

Justification:

The North and South pumping stations currently do not have permanent stand-by generators that would supply power in case of power failure. The Village does own a portable generator but it must be driven to the location and hooked up which could mean significant downtime of the station(s) affected. Stand-by generators at both locations would ensure timely delivery of potable water to residents and the business community during times of widespread power outages.

Current Status:

One generator will be installed in 2021 (south station) and the other in 2022 (north station). A grant request for 100% of construction with the U.S. Army Corps of Engineers is pending. Work in 2020 was suspended due to the COVID-19 pandemic.

Funding Sources	Account Number	Actuals		Budget	Amended Budget	Year End Estimate	Recommended Budget				
		FY 2018	FY 2019	FY2020	FY2020	FY2020	FY 2021	FY2022	FY 2023	FY 2024	FY 2025
Water/Sewer Operating Revenues	5040.43730.101.444401	-	-	300,000	-	-	300,000	300,000	-	-	-
	Total:	-	-	300,000	-	-	300,000	300,000	-	-	-
Expenditures											
Construction	5040.43730.776.570707	-	-	300,000	-	-	300,000	300,000	-	-	-
	Total:	-	-	300,000	-	-	300,000	300,000	-	-	-

**Village of Oak Park
Water & Sewer Capital Project Sheet
2021 - 2025**

Project: Pump Stations Energy Study/Audit Priority Code: N/A Category: Certain Professional Services



Description:

This project includes performing an energy study/audit to determine energy efficiency of the pumps and pump stations. Currently the flows overnight are so low that both the North and South pump stations turn off and allow the Central Station pump to operate within the pump curve. This overnight shut down is programmed through SCADA and will compensate for large flows (water main break or a fire). Pump station operators monitor this on a daily basis and adjust as needed (especially seasonally).

Justification:

The project will provide a study to upgrade equipment as needed to operate more cost effectively. The study would determine sizing for a third backup pump at the North station and a third backup pump at the South station.

Current Status:

The project was started in 2017 and completed in 2018. Recommendations from the study are included in the CIP for Pumping Station Variable Frequency Drive and Pump Replacement.

Funding Sources	Account Number	Actual	Actual	Budget	Estimate	Budget	Budget	Budget	Budget	Budget
		FY 2018	FY 2019	FY2020	FY2020	FY 2021	FY2022	FY 2023	FY 2024	FY 2025
Water/Sewer Operating Revenues	5040.43730.101.444401	7,559		-	-					
	Total:	7,559	-	-	-	-	-	-	-	-
Expenditures										
Surveying (Phase I)	5040.43730.776.570707	7,559		-	-					
	Total:	7,559	-	-	-	-	-	-	-	-

Village of Oak Park
Water & Sewer Capital Project Sheet
2021 - 2025

Project: RainReady Grant Program Priority Code: D Category: Other/Miscellaneous



Description:

Modeled after a program in Montgomery County, MD, the RainReady Grant program promotes and implements projects which reduce stormwater runoff and improve water quality on private properties. Montgomery County offers technical and financial assistance to encourage property owners to implement eligible stormwater techniques on their property.

Justification:

Most rainfall on urban surfaces such as roofs, driveways, roads, parking lots and patios ends up as stormwater runoff. In contrast, rainfall on natural surfaces (e.g., forests and meadows) soaks into the ground where it is filtered and can replenish groundwater, recharge streams and reduce the burden on the sewers. RainReady techniques include rainfall capture and holding, rainfall interception and simulating good, natural drainage through the soil.

Current Status:

In late 2016, the first year of the program, staff worked with the Center for Neighborhood Technology (CNT) to design and administer this program as part of their RainReady services. Applications are reviewed by the Neighborhood Services Division of the Development Customer Services Department. The number of applicants varies from year to year and typically increases after major storms. The funding amount will support approximately twenty eight grants. In 2024, an evaluation will be completed to determine if in-house staff can take over the management of the program.

		Year End									
Funding Sources	Account Number	Actuals		Budget	Amended Budget	Estimate	Recommended Budget				
		FY 2018	FY 2019	FY 2020	FY 2020	FY 2020	FY 2021	FY 2022	FY 2023	FY 2024	FY 2025
Water/Sewer Operating Revenues	5040.43730.101.444401	56,145	70,064	85,000	85,000	85,000	85,000	85,000	85,000	45,000	45,000
Deposits		3,000	5,600	-	-	5,600	5,600	6,000	6,000	6,000	6,000
Total:		59,145	75,664	85,000	85,000	90,600	90,600	91,000	91,000	51,000	51,000
Expenditures											
Construction Management	5040.43750.781.570707	35,925	46,000	46,000	53,500	53,500	46,000	46,000	46,000	-	-
Construction	5040.43750.781.570707	23,220	24,064	45,000	37,500	36,400	45,000	45,000	45,000	45,000	45,000
Total:		59,145	70,064	91,000	91,000	89,900	91,000	91,000	91,000	45,000	45,000

Village of Oak Park
Water & Sewer Capital Project Sheet
2021 - 2025

Project: Replace 16" and 20" Supply Valves at the Central Pumping Sta Priority Code: B Category: Infrastructure Improvements



Description:

The Central Pumping Station is fed by two one hundred year old water mains from the City of Chicago. They supply water to the Central Pumping Station reservoirs and emergency pumps. The supply valves to the emergency pumps are located inside of the Central Station, embedded in concrete and just within 1' of the station's foundation wall.

Justification:

Supply valves to the emergency pumps are both 100 years old. Their condition is extremely deteriorated, because they are embedded in concrete, moisture is held within the concrete and surrounded around the valves' iron casing, this moisture has extremely deteriorated the valves and oxidized it. Condition is so poor, that the bolts that hold the valve together have begun to snap off. Valves leak any time that they are operated.

Current Status:

New project

Funding Sources	Account Number	Actuals		Budget	Year End Estimate	Recommended Budget				
		FY 2018	FY 2019	FY2020	FY2020	FY 2021	FY2022	FY 2023	FY 2024	FY 2025
Water/Sewer Operating Revenues	5040.43730.101.444401	-	-	-	-	100,000	-	-	-	-
Total:		-	-	-	-	100,000	-	-	-	-
Expenditures										
Construction	5040.43730.777.570707	-	-	-	-	100,000	-	-	-	-
Total:		-	-	-	-	100,000	-	-	-	-

**Village of Oak Park
Water & Sewer Capital Project Sheet
2021 - 2025**

Project: Security Improvements at Pumping Stations Priority Code: A Category: Building Improvements



Description:

This project involves upgrading the security at the three water pumping stations.

Justification:

Security improvements are made at the water pumping stations to improve the security from threats to the drinking water.

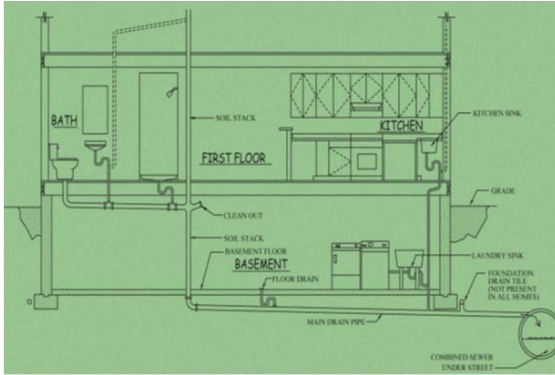
Current Status:

Work in 2017 included video security. Work in 2018 included updating the SCADA software and hardware. In 2020 the Risk & Resiliency Study and Emergency Response Plan are to be updated. This report was last updated in 2003. Future improvements will be identified in the report. Funds identified in 2021, 2023 and 2025 are placeholders for work to be

Funding Sources	Account Number	Actuals		Budget	Year End Estimate	Recommended Budget				
		FY 2018	FY 2019	FY 2020	FY 2020	FY 2021	FY2022	FY 2023	FY 2024	FY 2025
Water/Sewer Operating Revenues	5040.43730.101.444401	25,000		50,000	28,000	25,000	-	25,000	-	25,000
Total:		25,000		50,000	28,000	25,000	-	25,000	-	25,000
Expenditures										
Construction	5040.43730.776.570707	25,000		50,000	28,000	25,000	-	25,000	-	25,000
Total:		25,000		50,000	28,000	25,000	-	25,000	-	25,000

Village of Oak Park
Water & Sewer Capital Project Sheet
2021 - 2025

Project: Sewer Backup Protection Program Priority Code: D Category: Other/Miscellaneous



Description:

The Sewer Backup Protection Grant Program was established in 2012 to provide financial assistance to homeowners who desire to protect their home from sewer backup during a heavy rain event. Eligible homeowners may qualify for a Grant of 50% of the total cost of sewer backup prevention improvements, up to a maximum of \$3,500.00, to install either an Overhead Sewer System or a Backflow Prevention Valve System.

Justification:

The program's intent is to offset a portion of the expense that a homeowner will incur to modify the building's plumbing system such that sewage cannot backflow into the building when the Village sewers are full.

Current Status:

This is an ongoing program. Applications are reviewed by the Neighborhood Services Division of the Development Customer Services Department. The number of applicants varies from year to year and typically increases after major storms. To date, 387 grants have been provided since the beginning of the program. The proposed funding will support approximately 60 grants.

Funding Sources	Account Number	Actuals		Budget	Year End Estimate		Recommended Budget			
		FY 2018	FY 2019		FY2020	FY 2021	FY2022	FY 2023	FY 2024	FY 2025
Water/Sewer Operating Revenues	5040.43730.101.444401	69,915	54,300	200,000	200,000	200,000	200,000	200,000	200,000	200,000
Total:		69,915	54,300	200,000	200,000	200,000	200,000	200,000	200,000	200,000
Expenditures										
Construction	5040.43750.781.570707	69,915	54,300	200,000	200,000	200,000	200,000	200,000	200,000	200,000
Total:		69,915	54,300	200,000	200,000	200,000	200,000	200,000	200,000	200,000

**Village of Oak Park
Water & Sewer Capital Project Sheet
2021 - 2025**

Project: South Pumping Station Roof Replacement Priority Code: A Category: Building Improvements



Description:

The Village's South Pumping Station is located at 207 Garfield just West of Lombard on Garfield. Remove and replace entire roof at south pumping station

Justification:

Current roof is leaking, insulation is completely deteriorated, water is leaking into the inside of the pumping station electrical cabinets.

Current Status:

Plastic sheathing has been placed over electrical cabinets to prevent any water damage, failures or short circuiting.

Funding Sources	Account Number	Actuals		Budget	Year End Estimate	Recommended Budget				
		FY 2018	FY 2019	FY2020	FY2020	FY 2021	FY2022	FY 2023	FY 2024	FY 2025
Water/Sewer Operating Revenues	5040.43730.101.444401	-	-	-	-	35,000	-	-	-	-
Total:		-	-	-	-	35,000	-	-	-	-
Expenditures										
Construction	5040.43730.776.570707	-	-	-	-	35,000	-	-	-	-
Total:		-	-	-	-	35,000	-	-	-	-

**Village of Oak Park
Water & Sewer Capital Project Sheet
2021 - 2025**

Project: Water and Sewer Equipment Priority Code: A Category: Machinery and Equipment



Description:

Various equipment is purchased for use by the Water and Sewer Division for sewer collection system, watermain distribution and water pumping stations. Equipment purchases include saws, watermain tapping equipment for water service installations, pipe tracing unit and other various equipment needs.

Justification:

Equipment is required for proper maintenance and safety of the Public Works staff. Generally the equipment is replacing old, worn out or obsolete existing equipment.

Current Status:

Purchases are made annually as needed.

Funding Sources	Account Number	Actuals		Budget	Year End Estimate	Recommended Budget				
		FY 2018	FY 2019	FY2020	FY2020	FY 2021	FY2022	FY 2023	FY 2024	FY 2025
Water/Sewer Operating Revenues	5040.43730.101.444401	13,298	21,752	35,000	25,000	25,000	25,000	25,000	25,000	25,000
Total:		13,298	21,752	35,000	25,000	25,000	25,000	25,000	25,000	25,000

Expenditures		Actuals		Budget	Year End Estimate	Recommended Budget				
		FY 2018	FY 2019	FY2020	FY2020	FY 2021	FY2022	FY 2023	FY 2024	FY 2025
Equipment	5040.43730.776.570710	3,655	7,873	20,000	10,000	10,000	10,000	10,000	10,000	10,000
Equipment	5040.43730.777.570710	5,482	7,107	7,500	7,500	7,500	7,500	7,500	7,500	7,500
Equipment	5040.43750.781.570710	4,160	6,772	7,500	7,500	7,500	7,500	7,500	7,500	7,500
Total:		13,298	21,752	35,000	25,000	25,000	25,000	25,000	25,000	25,000

**Village of Oak Park
Water & Sewer Capital Project Sheet
2021 - 2025**

Project: Water and Sewer Main Improvements - General Priority Code: A Category: Infrastructure Improvements



Description:

Replacement or rehabilitation of existing combined sewer mains and services and water mains and services due to deteriorated condition or inadequate capacity. Existing roadways are typically rebuilt at the same time due to the amount of pavement damage caused by trenching. Locations for sewer replacement are determined from sewer inspections and recommendations for replacement from the sewer modeling study. Water main replacement is based off of break history, fire flow modeling and to coordinate with other improvements. The funding also includes surveying and engineering. This is the general project-sheet for the water and sewer improvement projects which shows budgeting for 2022 to 2025 while the current year and next year's projects are shown in specific project-sheets

Justification:

The water and sewer systems in Oak Park date back to the late 1800's with an average age of around 70 years old for water and 82 years old for sewer. These old systems require continual inspections, rehabilitations and replacements in order to provide reliable service.

Current Status:

Projects are designed and constructed annually. Smaller projects will be designed and managed in-house with the larger planned improvements utilizing consultants. The 2018 project was the water and sewer main replacement project on North Blvd. from Forest to Kenilworth and South Blvd. from Marion to Home Avenue, work on this project was substantially completed in the fall of 2018, with final expenditures in 2019.

Expenditures	Account Number	Year End									
		Actuals		Budget	Amended Budget	Estimate	Recommended Budget				
		FY 2018	FY 2019	FY2020	FY 2020	FY2020	FY 2021	FY2022	FY 2023	FY 2024	FY 2025
Water/Sewer Operating Revenues	5040.43730.101.444401	2,267,427	360,016	-	-	-	-	3,040,000	3,040,000	3,040,000	3,040,000
	Total:	2,267,427	360,016	-	-	-	-	3,040,000	3,040,000	3,040,000	3,040,000
Expenditures											
Surveying (Phase I)	5040.43730.777.570707	-	-	-	-	-	-	20,000	20,000	20,000	20,000
Surveying (Phase I)	5040.43750.781.570707	-	-	-	-	-	-	20,000	20,000	20,000	20,000
Environmental	5040.43730.777.570707	6,341	-	-	-	-	-	-	-	-	-
Design & Construction Engineering	5040.43730.777.570707	62,994	-	-	-	-	-	-	-	-	-
Design & Construction Engineering	5040.43750.781.570707	62,994	-	-	-	-	-	-	-	-	-
Construction	5040.43730.777.570707	1,152,375	-	-	-	-	-	1,500,000	1,500,000	1,500,000	1,500,000
Construction	5040.43750.781.570707	982,723	360,016	-	-	-	-	1,500,000	1,500,000	1,500,000	1,500,000
	Total:	2,267,427	360,016	-	-	-	-	3,040,000	3,040,000	3,040,000	3,040,000

**Village of Oak Park
Water & Sewer Capital Project Sheet
2021 - 2025**

Project: Water and Sewer Main Improvements -Clarence Priority Code: A Category: Infrastructure Improvements



Description:

Replacement or rehabilitation of existing combined sewer mains and services and water mains and services due to deteriorated condition or inadequate capacity. Existing roadways are typically rebuilt at the same time due to the amount of pavement damage caused by trenching. Locations for sewer replacement are determined from sewer inspections and recommendations for replacement from the sewer modeling study. Water main replacement is based off of break history, fire flow modeling and to coordinate with other improvements. The funding also includes surveying and engineering. This is the specific project-sheet for the 2019 Clarence Ave water and sewer project.

Justification:

The water and sewer systems in Oak Park date back to the late 1800's with an average age of around 70 years old for water and 82 years old for sewer. These old systems require continual inspections, rehabilitations and replacements in order to provide reliable service.

Current Status:

Projects are designed and constructed annually. The 2019 project includes water and sewer main replacements on Clarence Avenue from Roosevelt to Harvard. The project was awarded fall of 2018 with work occurring and completed in 2019.

Expenditures	Account Number	Year End									
		Actuals		Budget	Amended Budget	Estimate	Recommended Budget				
		FY 2018	FY 2019	FY2020	FY 2020	FY2020	FY 2021	FY2022	FY 2023	FY 2024	FY 2025
Water/Sewer Operating Revenues	5040.43730.101.444401		888,865	-	-	-	-	-	-	-	-
Total:			888,865	-	-	-	-	-	-	-	-
Expenditures											
Design & Construction Engineering	5040.43730.777.570707	-	25,482	-	-	-	-	-	-	-	-
Construction	5040.43730.777.570707	-	863,383	-	-	-	-	-	-	-	-
Total:		-	888,865	-	-	-	-	-	-	-	-

**Village of Oak Park
Water & Sewer Capital Project Sheet
2021 - 2025**

Project: Water and Sewer Main Improvements -Augusta Priority Code: A Category: Infrastructure Improvements



Description:

This project includes the replacement of the water main on Augusta Boulevard from approximately Lombard to Austin due to multiple water main breaks, as well as spot sewer improvements between Humphrey and Austin and near Hayes and include resurfacing the roadway.

Justification:

The water and sewer systems in Oak Park date back to the late 1800's with an average age of around 70 years old for water and 82 years old for sewer. These old systems require continual inspections, rehabilitations and replacements in order to provide reliable service.

Current Status:

The project is scheduled to be designed in-house and constructed in the summer of 2021. The project was deferred from 2020 until 2021 due to COVID budget reductions.

Expenditures	Account Number	Year End									
		Actuals		Budget	Amended Budget	Estimate	Recommended Budget				
		FY 2018	FY 2019	FY2020	FY 2020	FY2020	FY 2021	FY2022	FY 2023	FY 2024	FY 2025
Water/Sewer Operating Revenues	5040.43730.101.444401			1,500,000			1,500,000				
Total:				1,500,000	-	-	1,500,000	-	-	-	-
Expenditures											
Construction	5040.43730.777.570707	-	-	1,500,000			1,400,000				
Construction	5040.43750.781.570707	-	-				100,000				
Total:		-	-	1,500,000	-	-	1,500,000	-	-	-	-

**Village of Oak Park
Water & Sewer Capital Project Sheet
2021 - 2025**

Project: Water and Sewer Main Improvements -Lenox Priority Code: A Category: Infrastructure Improvements



Description:

This project includes the replacement of the deteriorating sewer main on Lenox Street from Elmwood to Ridgeland due to its failing condition and to improve its capacity and resurfacing the roadway which is in deteriorated condition.

Justification:

The sewer main on Lenox was inspected with televising and is in deteriorated condition with multiple failures and needs to be replaced. The sewer is also undersized for the area that it serves and should be replaced with larger size. The roadway is also in need of resurfacing due to its deteriorated condition as it was last resurfaced in 2001.

Current Status:

The project is scheduled to be designed in-house and constructed in 2021.

Expenditures	Account Number	Year End									
		Actuals		Budget	Amended Budget	Estimate	Recommended Budget				
		FY 2018	FY 2019	FY2020	FY 2020	FY2020	FY 2021	FY2022	FY 2023	FY 2024	FY 2025
Water/Sewer Operating Revenues	5040.43730.101.444401			-			750,000				
Total:				-	-	-	750,000	-	-	-	-
Expenditures											
Construction	5040.43750.781.570707	-	-				750,000				
Total:		-	-	-	-	-	750,000	-	-	-	-

**Village of Oak Park
Water & Sewer Capital Project Sheet
2021 - 2025**

Project: **Water and Sewer Vehicle Replacement**

Priority Code: **F**

Category: **Machinery and Equipment**



Description:

Replacement of Public Works Water and Sewer Division vehicles.

Justification:

The current equipment has been well used and is getting near the end of its useful life. The trade-in/resale will be impacted the longer it is in use. In order to operate most efficiently, newer, less worn efficient pieces of equipment are needed to keep the Water and Sewer Division the most productive it can be.

Current Status:

Replacement Schedule:

2021 - NONE

2022 - 2008 Dodge Sprinter Meter Service Van (\$60,000), 2002 Pickup with plow (\$40,000), 2011 Backhoe (\$160,000)

2023 - 2012 Transit connect van (\$40,000), 2008 Chevy P/U w/plow (\$40,000), 2013 F550 Service truck (\$120,000), 2007 1 Ton dump w/plow (\$95,000)

2024 - 2016 Hybrid Fusion Admin car (\$34,000), 2012 Ford P/U w/plow (\$50,000), 2007 Rebuild Single axle dump w/plow& salter (\$150,000), 2012 Rebuild Tandem axle dump truck w/ plow (\$110,000)

2025 - 2015 Backhoe (\$160,000), 1999 Portable air compressor (\$20,000), 2012 Rebuild Tandem axle dump truck w/ plow (\$110,000)

Vehicle purchases in 2020 were suspended due to the COVID-19 pandemic.

Funding Sources	Account Number	Actuals		Budget	Amended Budget	Year End Estimate	Recommended Budget				
		FY 2018	FY 2019	FY2020	FY2020	FY2020	FY 2021	FY2022	FY 2023	FY 2024	FY 2025
Water/Sewer Operating Revenues	5040.43730.101.444401	343,910	76,140	130,000	38,000	-	-	260,000	295,000	344,000	290,000
Trade in/Sale		20,000	2,680								
Total:		363,910	73,460	130,000	38,000	-	-	260,000	295,000	344,000	290,000
Expenditures											
Vehicles - Water	5040.43730.777.570750		49,961	90,000	-	-	-	260,000	160,000	194,000	20,000
Vehicles - Sewer	5040.43750.781.570750	363,910	26,179	40,000	38,000	-	-		135,000	150,000	270,000
Trade in/Sale			2,680								
Total:		363,910	73,460	130,000	38,000	-	-	260,000	295,000	344,000	290,000

**Village of Oak Park
Water & Sewer Capital Project Sheet
2021 - 2025**

Project: Water Meter Replacement Priority Code: A Infrastructure Improvements



Description:

This project provides for the replacement of water meters (the bottom brass component where the water flows through) and register heads (the top part that records the volume of water flowing through) that have become obsolete or malfunction to the latest technology. It is proposed to complete a comprehensive changeout of the remaining older meters/register heads to bring the entire metering system to an Advanced Metering Infrastructure (AMI). This account also provides funding for replacement of large meters or replacement of components in large meters that are identified as part of the large meter testing program (greater than 2"). In addition, this item also provides funding for water meters that are to be provided in new development or reconstruction. Meters in this category are paid for by the developer. This project would be completed in conjunction with the Advanced Metering Infrastructure shown on another program form.

Justification:

The Village maintains approximately 13,000 water meters serving its customers. Water meters and register heads can become inoperable or malfunction over time thus providing inaccurate readings, usually reading less than is actually going through the meter. It is imperative to maintain an accurate system of meter reading since this is the driver of the revenue for the fund and is one of the reasons for water loss. Meters are read monthly for commercial customers and quarterly for residential customers. Meters have an expected life of 15-20 years for accuracy purposes.

Current Status:

In 2020/2021 it was proposed to begin replacing the meters and/or register heads that will provide for AMI. There are approximately 9,500 meters and/or register heads that would need to be changed. This would be a two year program. In addition the focus is on testing/replacing larger watermeters. Future years will provide for replacing the meters that are obsolete or malfunction and continuation of the large meter program.. Except for necessary meter replacement, work in 2020 was suspended due to the COVID-19 pandemic.

Funding Sources	Account Number	Actuals		Budget	Year End Estimate	Recommended Budget				
		FY 2018	FY 2019	FY2020	FY2020	FY 2021	FY2022	FY 2023	FY 2024	FY 2025
Water/Sewer Operating Revenues	5040.43730.101.444401	279,975	366,748	1,700,000	100,000	1,700,000	1,700,000	200,000	200,000	200,000
Net Annual Total:		279,975	366,748	1,700,000	100,000	1,700,000	1,700,000	200,000	200,000	200,000
Expenditures										
Construction	5040.43730.777.570707	135,750	186,000	850,000	50,000	850,000	850,000	100,000	100,000	100,000
Construction	5040.43750.781.570707	144,225	180,748	850,000	50,000	850,000	850,000	100,000	100,000	100,000
Total:		279,975	366,748	1,700,000	100,000	1,700,000	1,700,000	200,000	200,000	200,000

**Village of Oak Park
Water & Sewer Capital Project Sheet
2021 - 2025**

Project: **Water Meter Valve Abandonment - Austin & Roosevelt**

Priority Code: **B**

Category: **Infrastructure Improvements**



Description:

here is an existing emergency water interconnection with the City of Chicago in a meter vault at Austin and Roosevelt. The meter vault is starting to fail and the old meters can also give erroneous readings. The project involves the City disconnection and capping their water main and the Village filling the meter vault in the roadway and restoring the pavements.

Justification:

The roof and lid of the water vault are failing and will need to be repaired, replaced, or abandoned. The existing meters and valves in the vault are old and likely inoperable. The Village no longer needs this emergency interconnection and has abandoned the water distribution piping past this meter vault. The existing piping may also leak which could be billed water usage that the Village would need to pay.

Current Status:

The project would be coordinated with the City of Chicago as they would disconnect the piping from their water system at the Village's cost.

Expenditures	Account Number	Year End									
		Actuals		Budget	Amended Budget	Estimate	Recommended Budget				
		FY 2018	FY 2019	FY2020	FY 2020	FY2020	FY 2021	FY2022	FY 2023	FY 2024	FY 2025
Water/Sewer Operating Revenues	5040.43730.101.444401	-	-	-	-	-	100,000	-	-	-	-
Total:		-	-	-	-	-	100,000	-	-	-	-
Expenditures											
Construction	5040.43730.776.570707	-	-	-	-	-	100,000	-	-	-	-
Total:		-	-	-	-	-	100,000	-	-	-	-

**Village of Oak Park
Water & Sewer Capital Project Sheet
2021 - 2025**

Project: **Water Valve Replacement Program**

Priority Code: **A**

Category: **Infrastructure Improvements**



Description:

Work consists of replacement of inoperable, partly operable or leaking watermain valves.

Justification:

Fully operable watermain valves allow for the isolation of the smallest section possible of the distribution system in the event of a watermain break. Valves stuck in the closed position can create areas of poor fire flows and lower drinking water quality.

Current Status:

This is an ongoing program that is prioritized based on size and need.

		Year End									
Expenditures	Account Number	Actuals		Budget	Amended Budget	Estimate	Recommended Budget				
		FY 2018	FY 2019	FY2020	FY 2020	FY2020	FY 2021	FY2022	FY 2023	FY 2024	FY 2025
Water/Sewer Operating Revenues	5040.43730.101.444401	134,415	678	100,000	100,000	108,969	100,000	100,000	100,000	100,000	100,000
Total:		134,415	678	100,000	100,000	108,969	100,000	100,000	100,000	100,000	100,000

Expenditures											
Construction (Water Flushing Installation)	5040.43730.776.570707	22,179	-	-	-	-	-	-	-	-	-
Construction (Water Valve Replacement)	5040.43730.777.570707	112,236	678	100,000	100,000	108,969	100,000	100,000	100,000	100,000	100,000
Total:		134,415	678	100,000	100,000	108,969	100,000	100,000	100,000	100,000	100,000